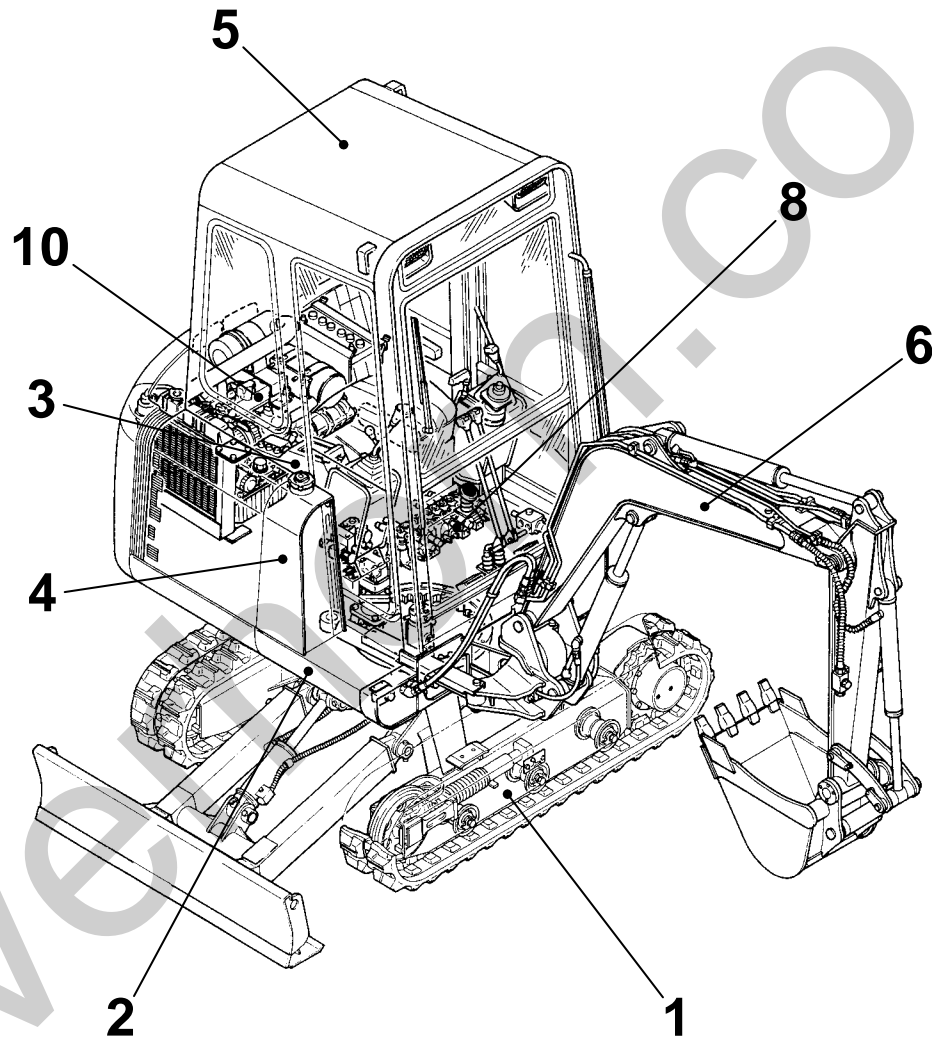


# TB020

Book No.PD3-102Z4

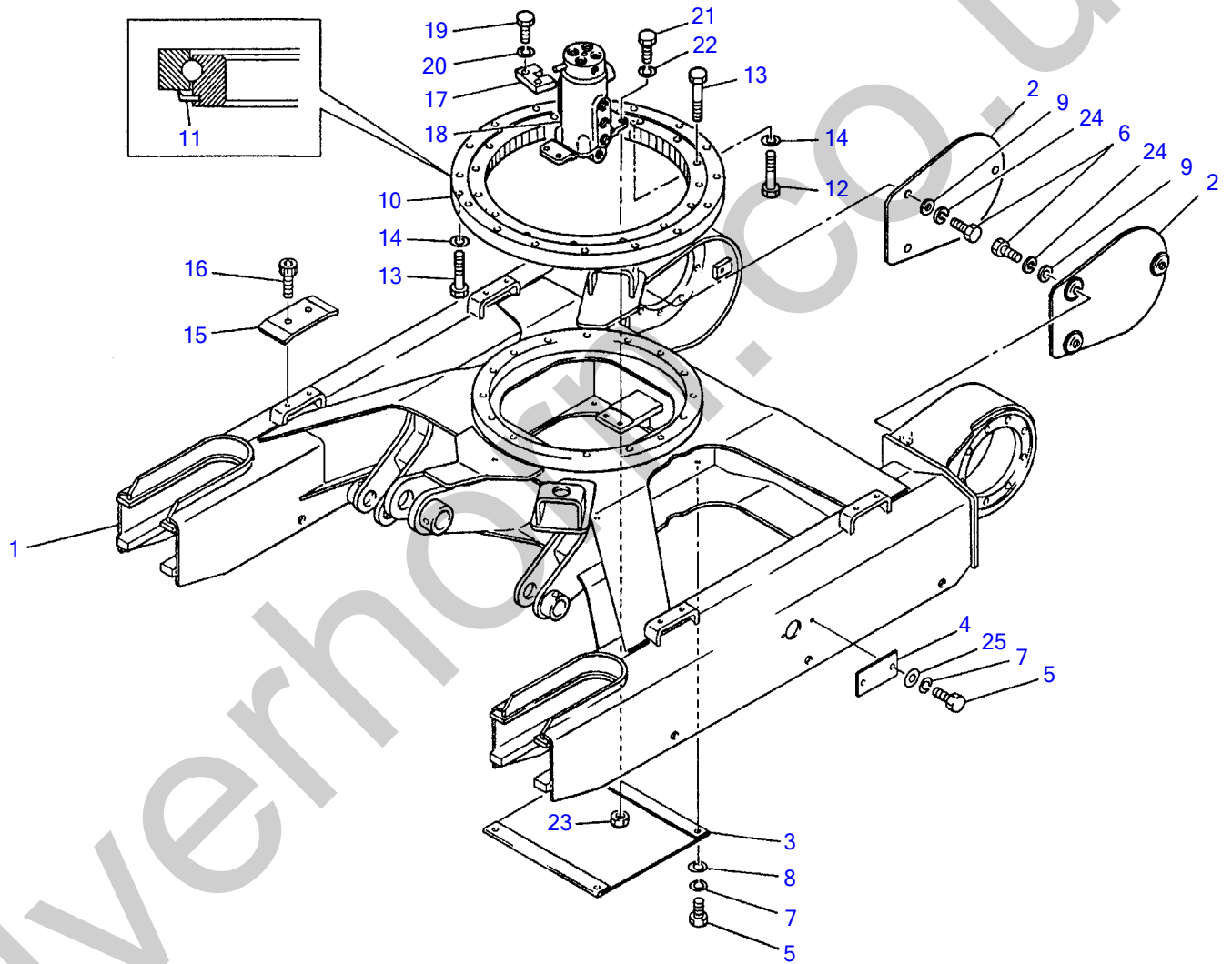
Serial No.1205001-1205750



Silverhorn.CO.UK

Item	Part number	Description	Index				Remarks
			Q'ty	Chan.	Serial No.	Serv.	
1		UNDERCARRIAGE					
2		TURNTABLE & CONTROL LEVER					
3		ENGINE & ELECTRICAL SYSTEM					
4		HYDRAULIC PIPNG & TANK					
5		COVER & CAB					
6		HOE ATTACHMENT					
7		DECAL & TOOL					
8		HYDRAULIC DEVICE					
10		ENGINE					
99		Kits, Attachments and Quick Reference					

Silverhorn.CO.UK



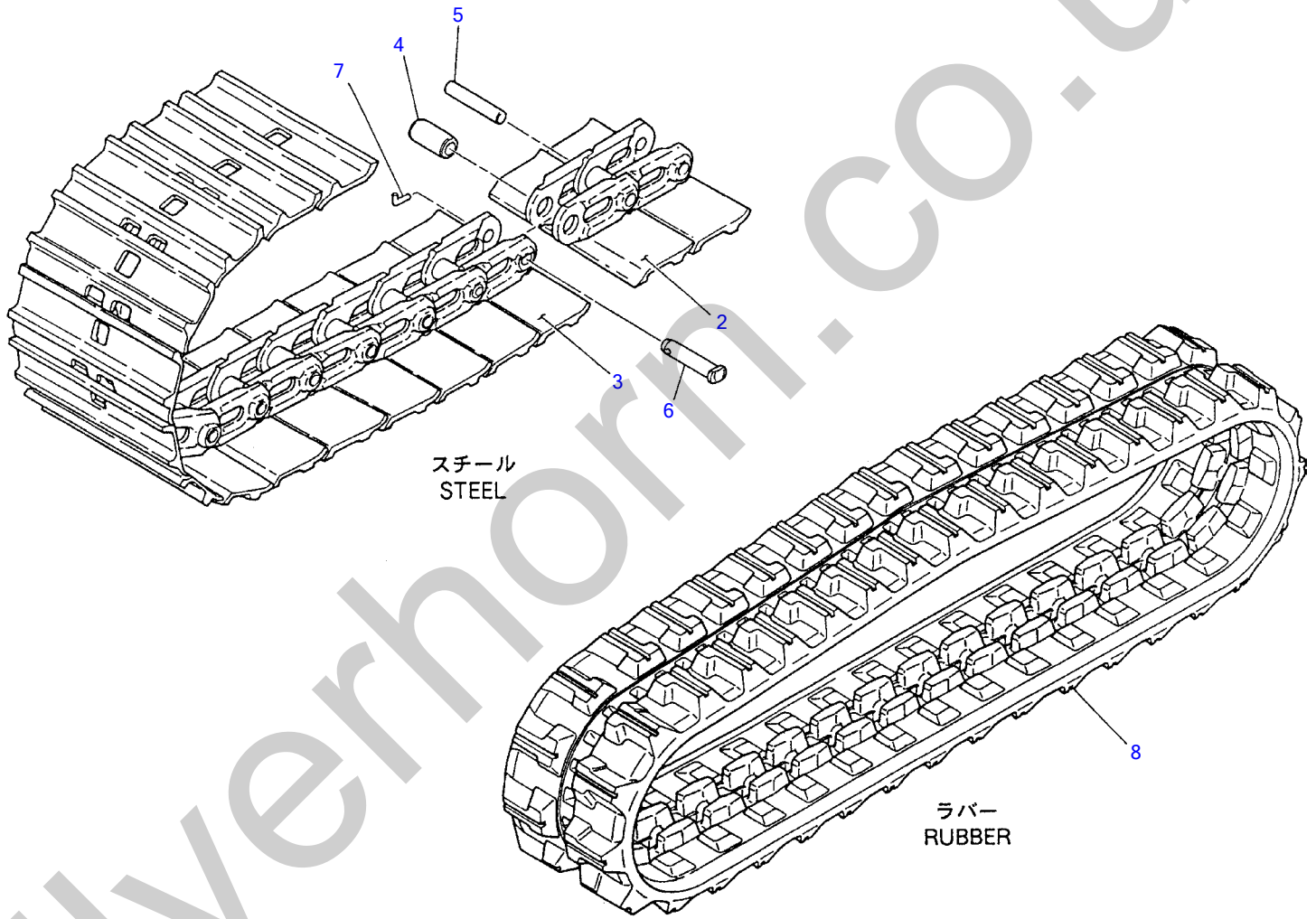
D3-01a-1-D

**LOWER FRAME**

Item	Part number	Description	Q'ty	Chan.	Serial No.	Serv.	Remarks
Item	Part number	Description	?	Chan.	Serial No.		Remarks
1	X *****	FRAME	1				
2	0341000700	COVER	2				
3	0341005200	COVER	1				
4	0341004000	COVER	2				
5	1100040816	BOLT	8				
6	1100041016	BOLT	6				
7	1140020008	WASHER, spring	8				
8	1141110008	WASHER	4				
9	1141110010	WASHER	6				
10	1913003850	BEARING	1				
11	1913003859	· SEAL	1				
12	0352000100	BOLT	1				
13	1101051265	BOLT	31				
14	1141540012	WASHER	16				
15	0341202100	SLIDE, shoe	2				
16	1110051020	SCREW, cap	4				
17	0072100100	PLATE	1				
18	1904006400	JOINT, swivel	1				
19	1101041225	BOLT	2				
20	1140020012	WASHER, spring	2				
21	1100050830	BOLT	4		1205001~#		
	1100050825	BOLT	4		#~		
22	1140020008	WASHER, spring	4				
23	1130050008	NUT	4		1205001~#		
24	1140020010	WASHER, spring	6				
25	1141110008	WASHER	4				

D301a2L

Silverhorn.CO.UK

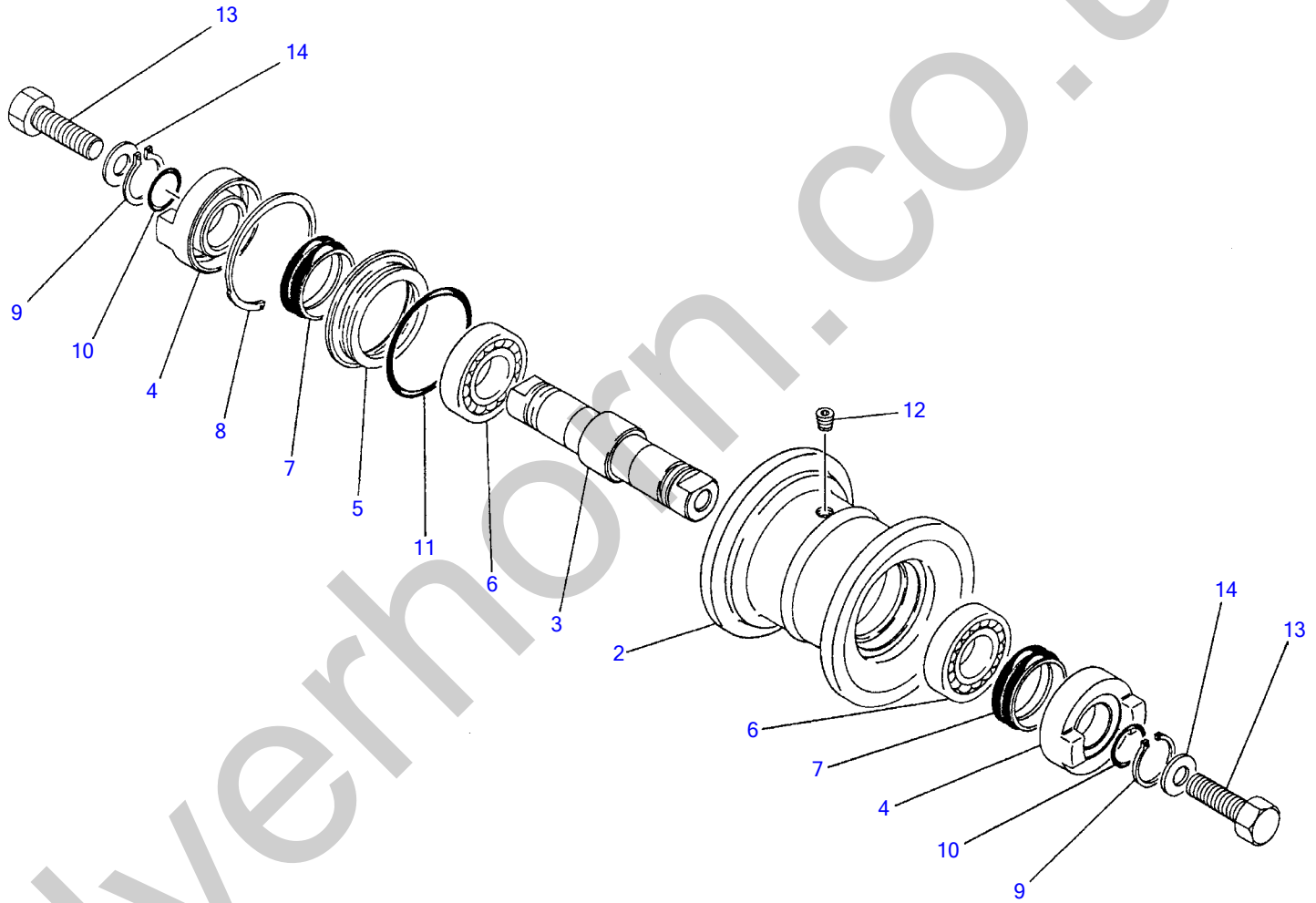


D3-02a-0-D

**CRAWLER BELT**

Item	Part number	Description	Q'ty	Chan.	Serial No.	Serv.	Remarks
1	<b>1914070400</b>	BELT ASSY, crawler	2				steel
2	<b>1914070413</b>	• PLATE ASSY	35				
3	<b>1914070414</b>	• PLATE ASSY, master	1				
4	<b>1914070405</b>	• BUSHING	36				
5	<b>1914070406</b>	• PIN, track	35				
6	<b>1914070407</b>	• PIN, master	1				
7	<b>1914053508</b>	• PIN, cotter	1				
8	<b>1914078100</b>	CRAWLER BELT	2		old type		rubber
	<b>1914078300</b>	CRAWLER BELT	2	(H)	new type		rubber, short pitch
	<b>D302a1L</b>						

Silverhorn.CO.UK



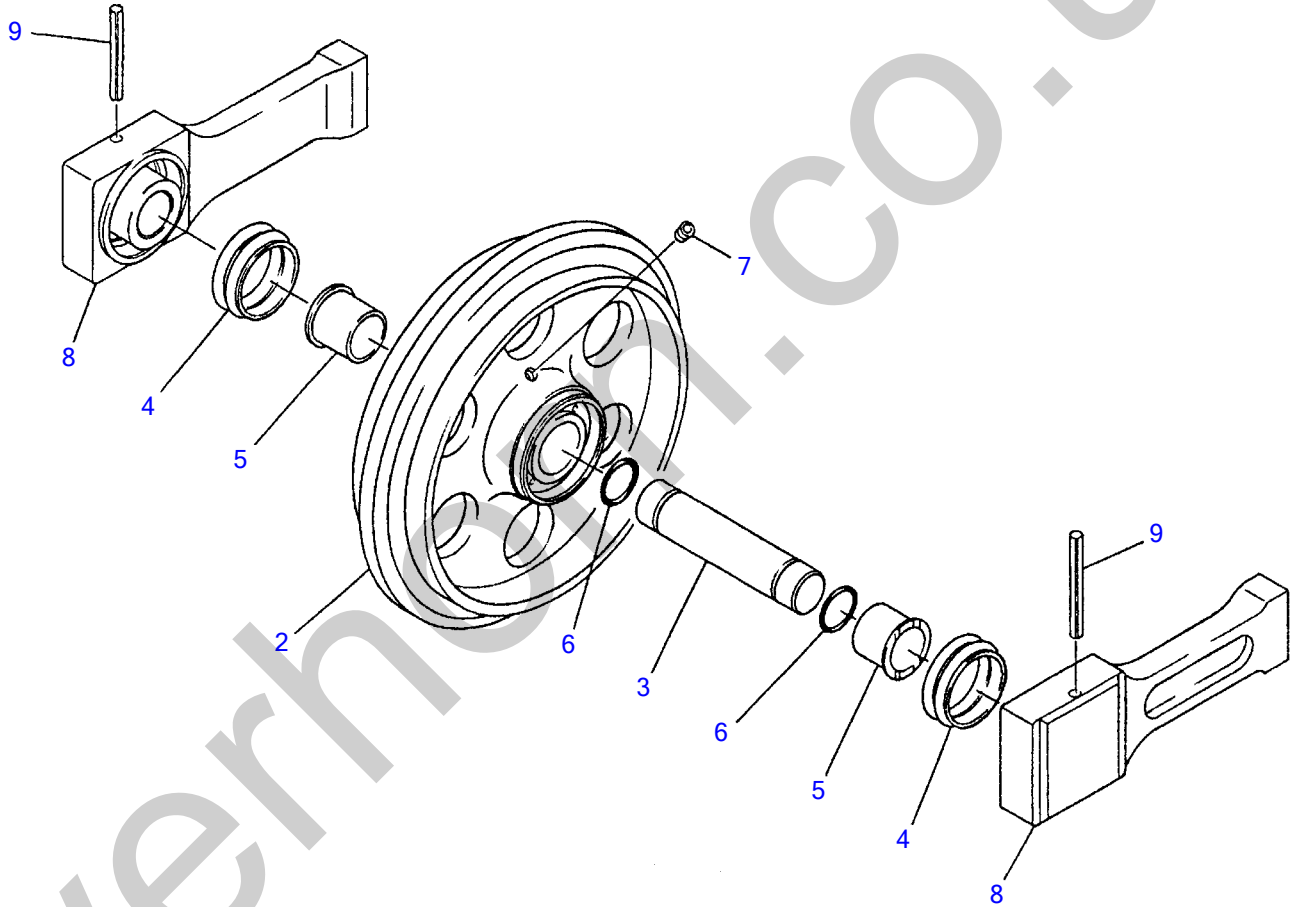
D3-04a-0-D



**TRACK ROLLER**

Item	Part number	Description	Q'ty	Chan.	Serial No.	Serv.	Remarks
1	<b>0341300100</b>	ROLLER ASSY	6				
2	<b>0341300200</b>	• ROLLER	1				
3	<b>0341300300</b>	• SHAFT	1				
4	<b>0431300300</b>	• COVER, seal	2				
5	<b>0341300400</b>	• RETAINER	1				
6	<b>1300006206</b>	• BEARING	2				
7	<b>1432500450</b>	• SEAL, floating	2				
8	<b>1222015080</b>	• RING, seeger	1				
9	<b>1220000030</b>	• RING, snap	2				
10	<b>1420700250</b>	• O-RING	2				
11	<b>1420700650</b>	• O-RING	1				
12	<b>1501810001</b>	• PLUG	1				
13	<b>1101051440</b>	BOLT	12				
14	<b>1141540014</b>	WASHER	12				
	<b>D304a0L</b>						

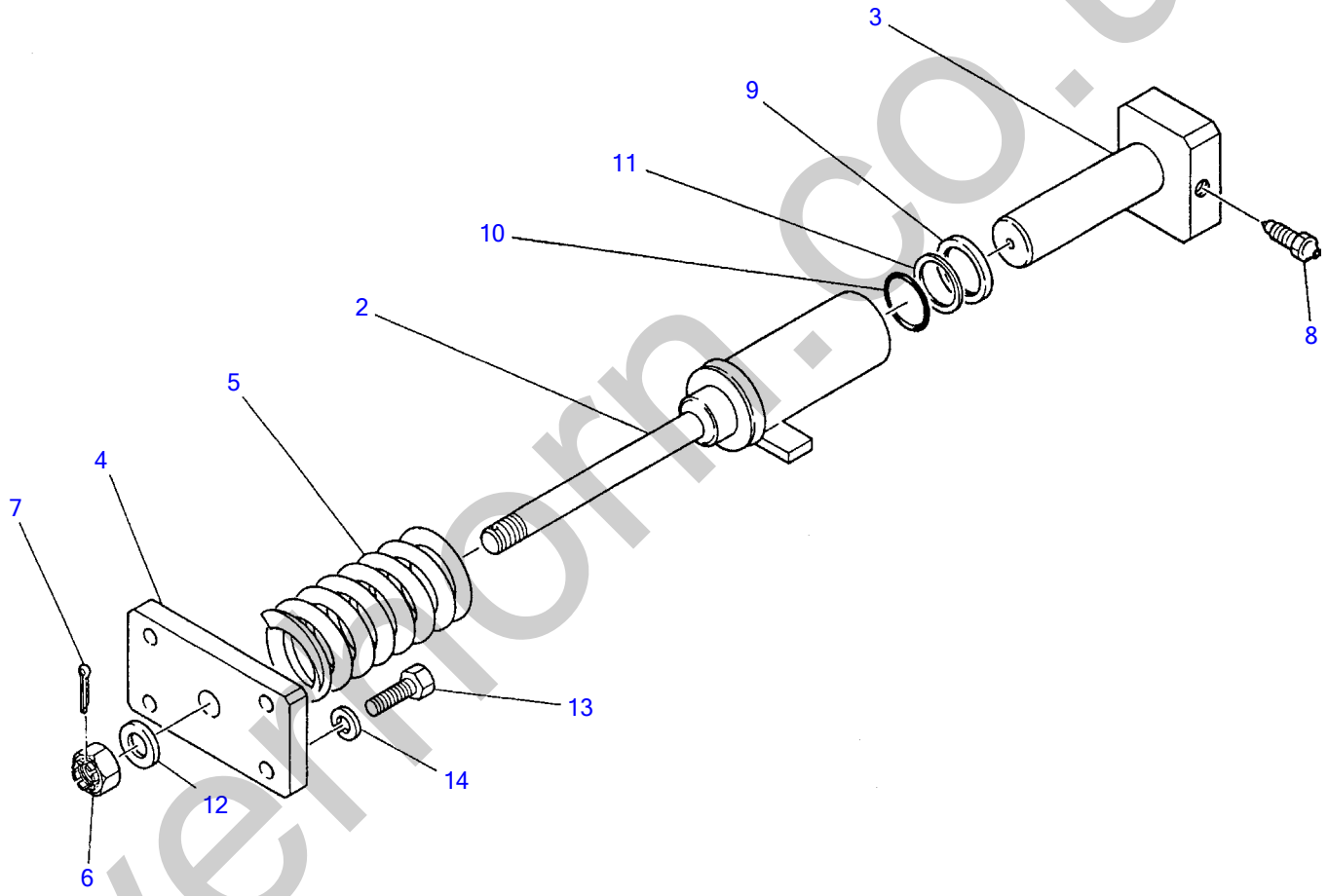
Silverhorn.CO.UK



D3-05a-0-D

Item	Part number	Description	FRONT IDLER			
			Q'ty	Chan.	Serial No.	Serv. Remarks
1	0341401000	IDLER ASSY, front	2			
2	0341401100	▪ IDLER, front	1			
3	0341400300	▪ SHAFT	1			
4	1432500560	▪ SEAL, floating	2			
5	1333073535	▪ BUSHING	2			
6	1420700300	▪ O-RING	2			
7	1501810001	▪ PLUG	1			
8	0341400200	▪ BLOCK	2			
9	1213100885	▪ PIN, spring	2			
	D305a0L					

Silverhorn.CO.UK



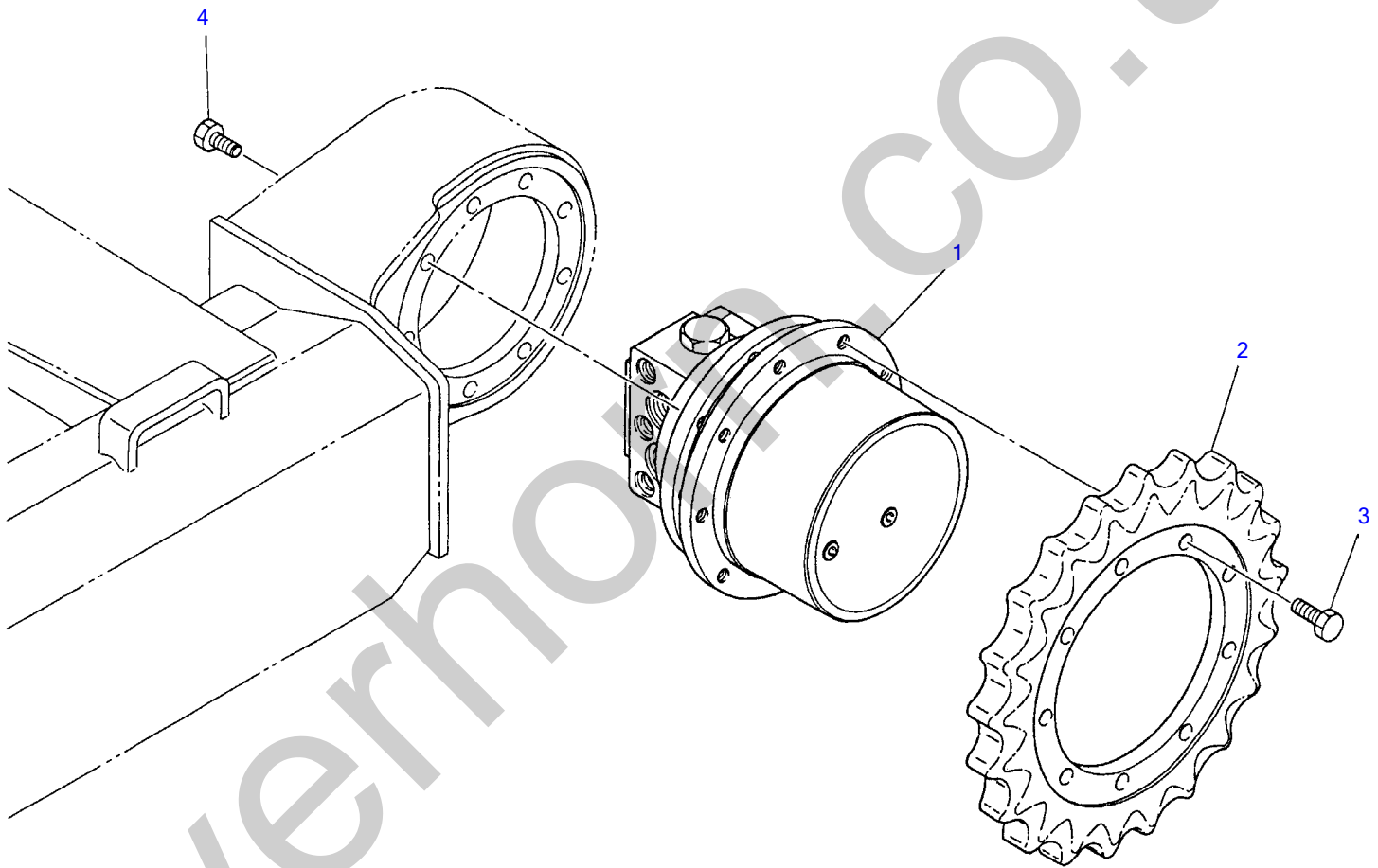
D3-06a-0-D

TRACK ADJUSTER

Item	Part number	Description	Q'ty	Chan.	Serial No.	Serv.	Remarks
1	0341501100	CUSHION ASSY	2				
2	0341501200	• CYLINDER	1				
3	0341501300	• PISTON	1				
4	0341500400	• PLATE	1				
5	0161506100	• SPRING	1				
6	1132030020	• NUT	1				
7	1210000440	• PIN, split	1				
8	1541300501	• VALVE ASSY, check	1				
9	1400402340	• SEAL, oil	1				
10	1420010400	• O-RING	1				
11	1421020400	• RING, back-up	1				
12	1141540020	• WASHER	1				
13	1101051240	BOLT	8				
14	1140010012	WASHER, spring	8				

D306a0L

Silverhorn.CO.UK

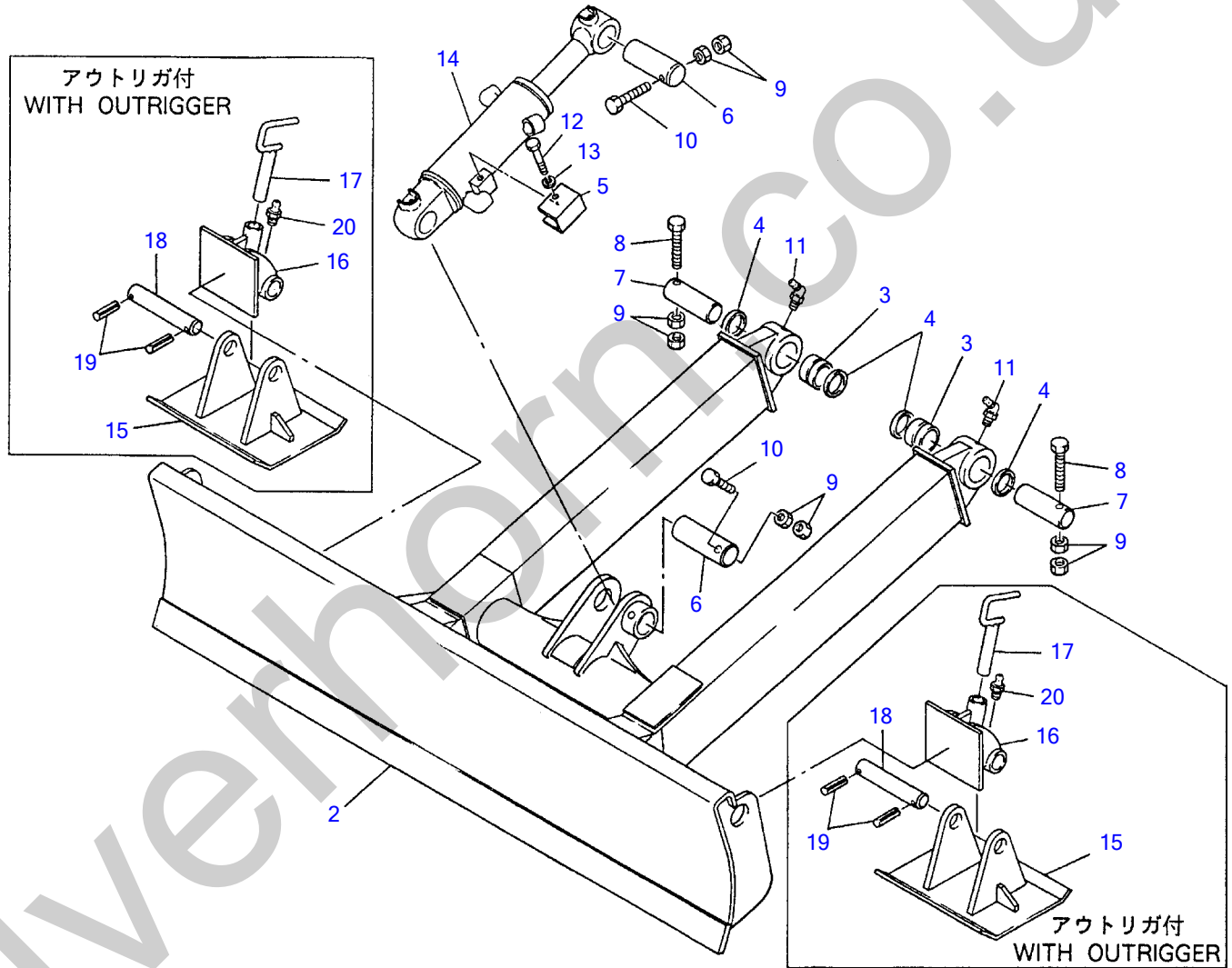


D3-07a-0-D

**TRAVEL DEVICE**

Item	Part number	Description	Q'ty	Chan.	Serial No.	Serv.	Remarks
1	1903110200	MOTOR ASSY	2				without P.B.
	1903110300	MOTOR ASSY	2				with P.B.
2	0341600100	SPROCKET	2				
3	1100051230	BOLT	18				
4	1100051225	BOLT	18				
	D307a1L						

Silverhorn.CO.UK

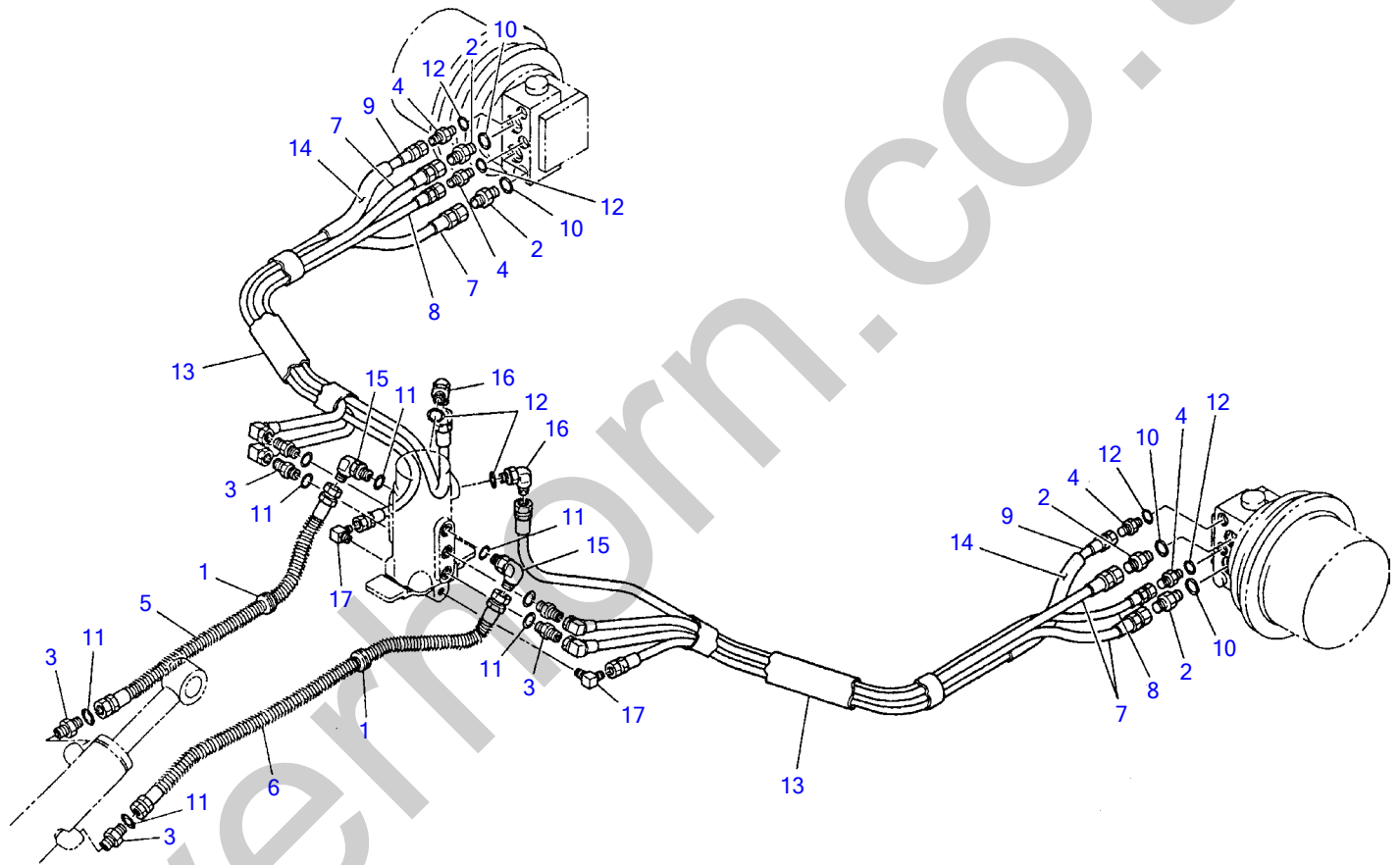


D3-08a-1-D



DOZER BLADE						
Item	Part number	Description	Q'ty	Chan.	Serial No.	Serv. Remarks
1	0346303100	BLADE ASSY	1		1205001~1205750	
	0346303300	BLADE ASSY	1		1205751~	
2	X *****	· BLADE	1			
3	0002200005	· BUSHING	2			
4	1432200035	SEAL, dust	4			
5	0426300400	COVER	1			
6	0001603110	PIN	2			
7	0001602105	PIN	2			
8	1103041075	BOLT	2			
9	1130240010	NUT	8			
10	1103041080	BOLT	2			
11	1560001675	NIPPLE, grease	2			
12	1100040860	BOLT	1			
13	1140020008	WASHER, spring	1			
14	1900052100	CYLINDER, blade	1			
15	0346301100	OUTRIGGER	2			with outrigger
16	0346301200	BRACKET	2			with outrigger
17	0436301300	PIN	2			with outrigger
18	0426302400	PIN	2			with outrigger
19	1213000840	PIN, spring	4			with outrigger
20	1560001000	NIPPLE, grease	2			with outrigger
	D308a5L					

Silverhorn.CO.UK

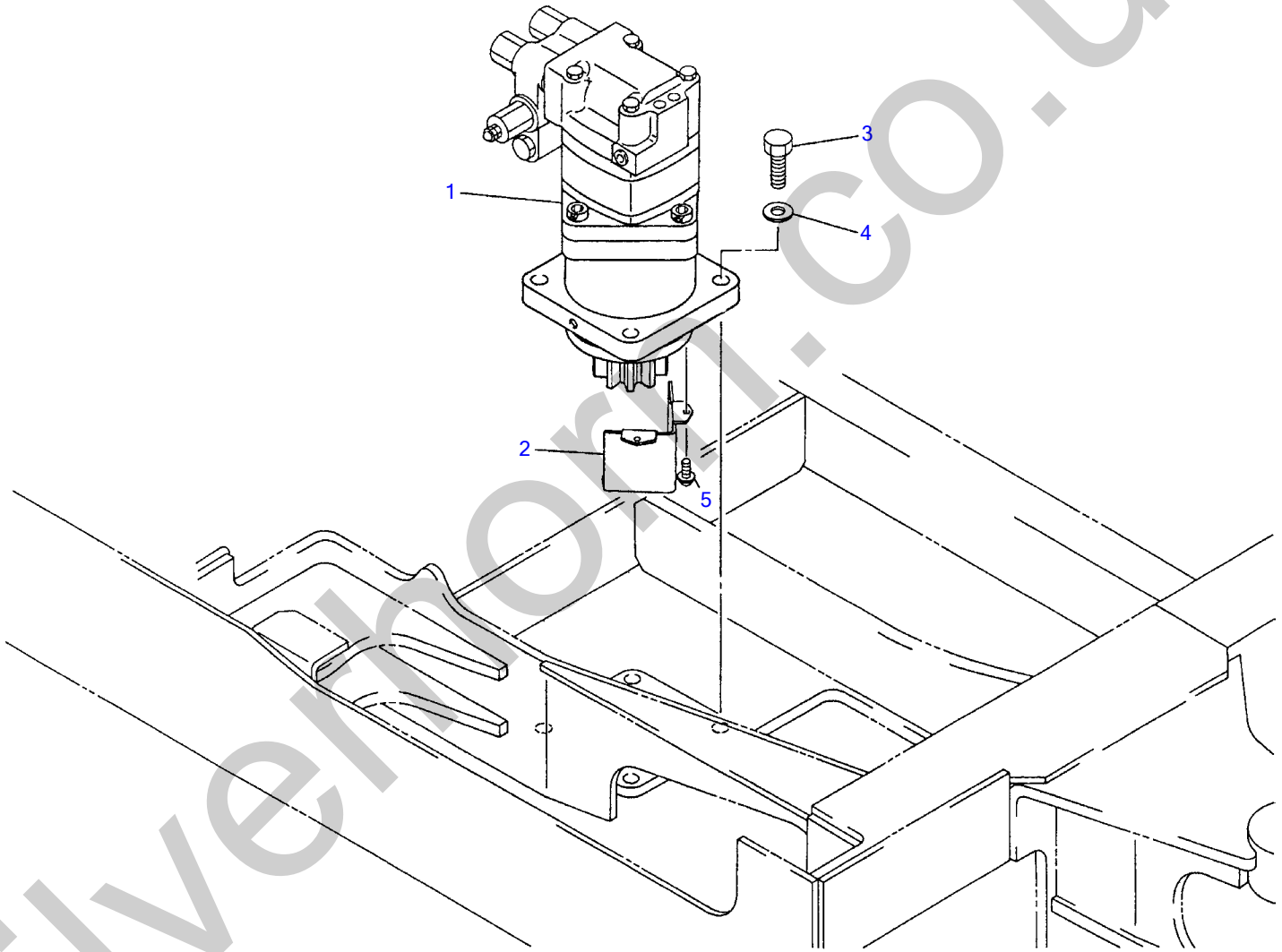


D3-09a-1-D

PIPING; LOWER

Item	Part number	Description	Q'ty	Chan.	Serial No.	Serv.	Remarks
1	0437200100	GUARD	2				
2	1515600577	ADAPTOR	4				
3	1515600201	ADAPTOR	6				
4	1515600200	ADAPTOR	4				
5	1935309075	HOSE ASSY	1				
6	1935309095	HOSE ASSY	1				
7	1935809086	HOSE ASSY	4				
8	1935206092	HOSE ASSY	2				
9	1934822087	HOSE ASSY	2				
10	1420010180	O-RING	4				
11	1420010140	O-RING	8				
12	1420010110	O-RING	6				
13	1531345030	PROTECTOR	2				sold by the meter
14	1531335020	PROTECTOR	2				sold by the meter
15	1515010041	ELBOW	2				
16	1515010040	ELBOW	2				
17	1511150002	ADAPTOR	2				
	D309a2L						

Silverhorn.co.uk



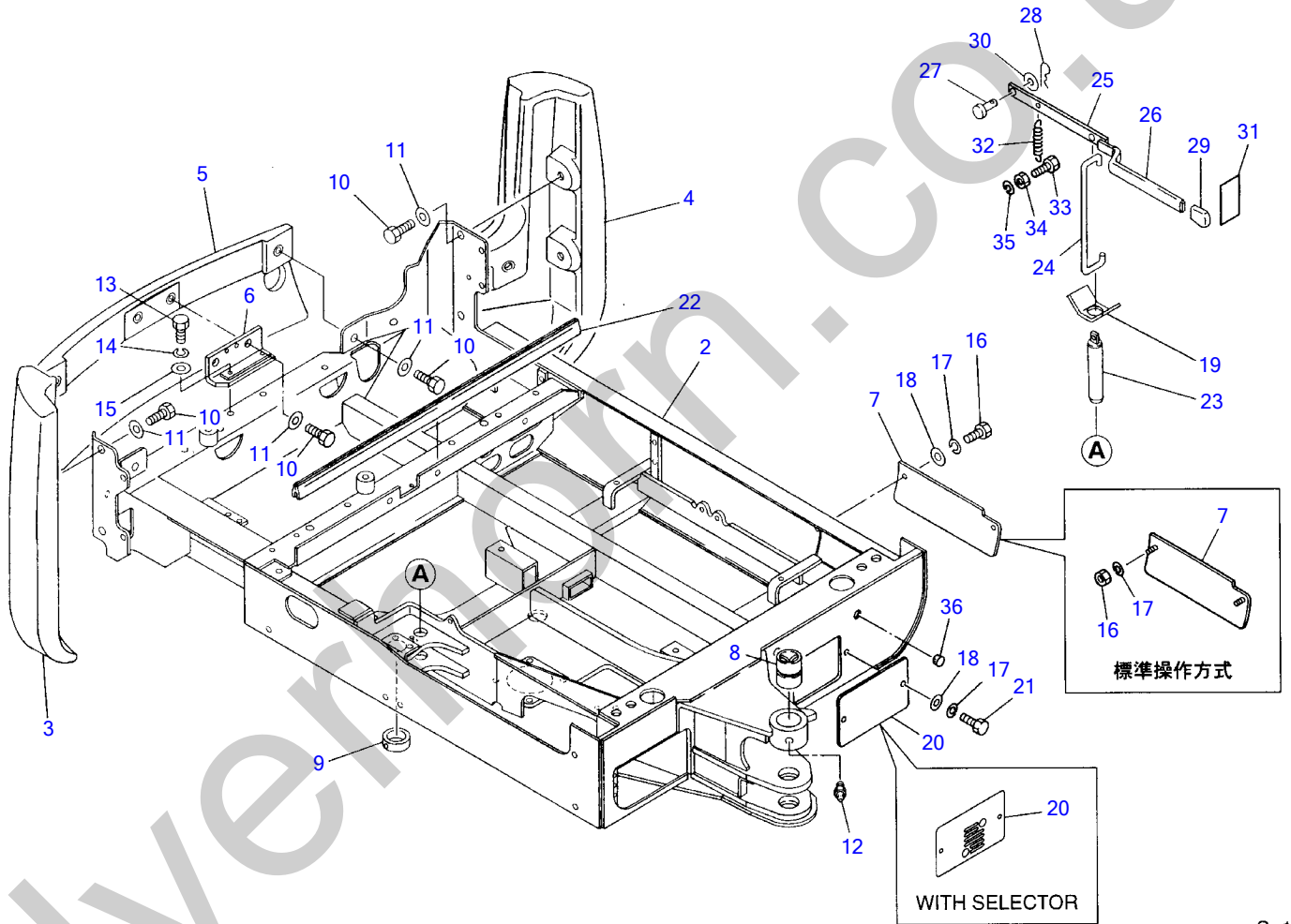
D3-10a-0-D

**SLEWING DEVICE**

Item	Part number	Description	Q'ty	Chan.	Serial No.	Serv.	Remarks
1	X 1903110100	MOTOR ASSY (without P.B.)	1				abolished
	1903117200	MOTOR ASSY (without P.B.)	1		1205001~1205543		
	1903117400	MOTOR ASSY (without P.B.)	1	(H)	1205544~		
	X 1903110400	MOTOR ASSY (with P.B.)	1				abolished
	1903117500	MOTOR ASSY (with P.B.)	1	(H)	1205001~		
2	0342300100	COVER	1				
3	1101041235	BOLT	4				
4	1141550012	WASHER	4				
5	1150110408	SCREW	2				
	D310a2L						

Silverhorn.CO.UK

TB020 Book No.PD3-102Z4 S/N1205001-1205750  
TURNTABLE



D3-11a-4-D

S=1/15

TURNTABLE							
Item	Part number	Description	Q'ty	Chan.	Serial No.	Serv.	Remarks
1	X *****	TURNTABLE ASSY	1				
	X *****	TURNTABLE ASSY	1				
2	X *****	· TURNTABLE	1				
3	0343001200	· COUNTERWEIGHT	1				
4	0343001300	· COUNTERWEIGHT	1				
5	0343001400	· COUNTERWEIGHT	1				
6	0343000500	· ANGLE	1				
7	0343002200	· COVER	1				
	0343003200	· COVER	1				
8	0002400030	· BUSHING	1				
9	0003300022	· COLLAR	1				
10	1101041430	· BOLT	10				
11	1141550014	· WASHER	10				
12	1560001000	· NIPPLE, grease	1				
13	1100041025	· BOLT	2				
14	1140020010	· WASHER, spring	2				
15	1141110010	· WASHER	2				
16	1100090820	· BOLT	2				
	1130040006	· NUT	2				
17	1140090008	· WASHER, spring	2		1205001~1205678		
	1140090008	· WASHER, spring	4		1205679~		
	1140020006	· WASHER, spring	2				
18	1141190008	· WASHER	2		1205001~1205678		
	1141190008	· WASHER	4		1205679~		
	1141190008	· WASHER	2				
19	0343002400	· GUIDE	1				
20	0343002600	· PLATE	1		1205679~		
	0343004100	· PLATE	1				with selector
21	1100040816	· BOLT	2		1205679~		
22	1654607089	SEAL	1				sold by the meter
23	0342201200	PIN	1				
24	0342201300	ROD	1				
25	0352200400	LEVER	1		1205001~1205318		
	0352203200	LEVER	1	(H)	1205319~		
26	1531112025	HOSE	1				
27	0004008021	PIN	1				
28	1214000006	PIN, snap	1				
29	1650123440	GRIP	1				
30	1141110008	WASHER	1				
31	0439302500	STICKER	1		1205319~		
32	0352203100	SPRING	1		1205319~		
33	1100040825	BOLT	1		1205319~		
34	1140020008	WASHER, spring	1		1205319~		
35	1130040008	NUT	1		1205319~		
36	1652533023	CAP	1		1205439~		
	D311a4L						

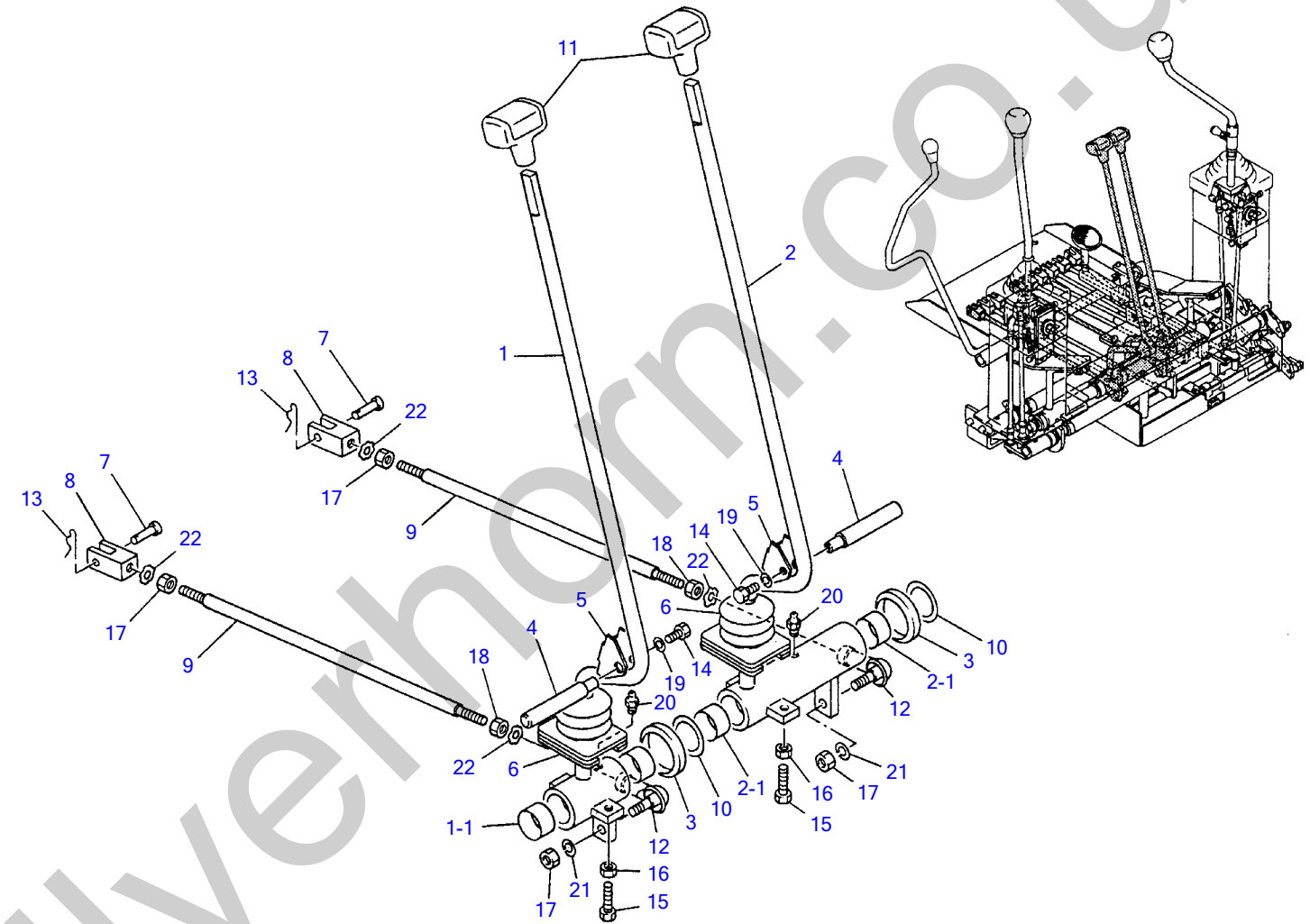




**BOOM SWING**

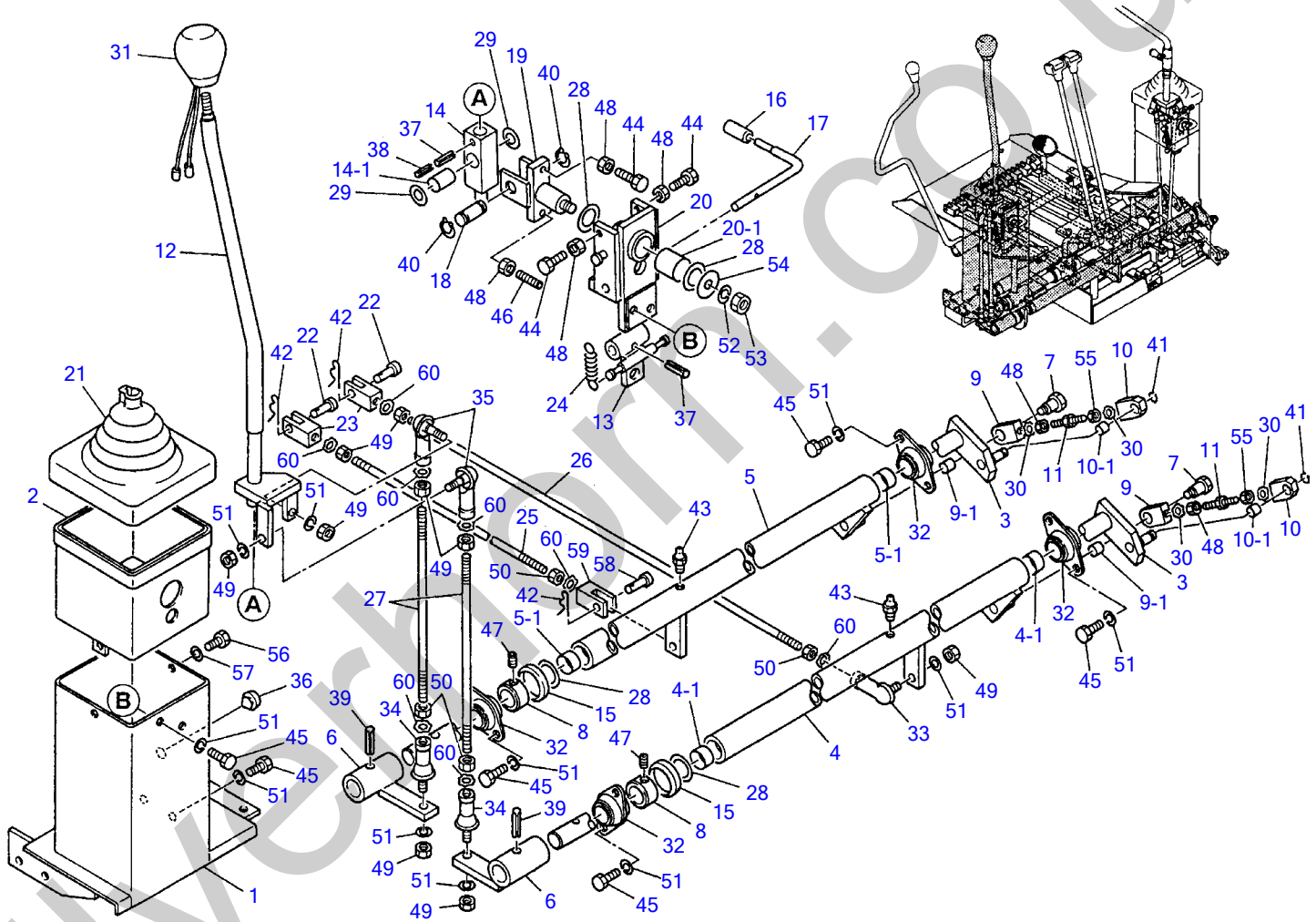
Item	Part number	Description	Q'ty	Chan.	Serial No.	Serv.	Remarks
1	0343102100	BRACKET ASSY	1				
2	X *****	• BRACKET	1				
3	0002400030	• BUSHING	1				
4	0343100300	COVER	1				
5	0343100500	WASHER ASSY	1				
5-1	X *****	• WASHER	1				t=4.5mm
5-2	X *****	• WASHER	1				t=5.0mm
5-3	X *****	• WASHER	1				t=5.5mm
6	0103113200	WASHER	1				
7	0011904004	PIN	1				
8	0011514002	PIN	1				
9	0011573008	PIN	1				
10	0011523105	PIN	1				
11	0423101800	PLATE	1				
12	0423102500	PLATE	1				
13	1225121020	SPRING, conical	1				
14	1560001900	NIPPLE, grease	1				
15	1100041090	BOLT	1				
16	1103041080	BOLT	2				
17	1100041025	BOLT	2				
18	1100040820	BOLT	3				
19	1130240010	NUT	4				
20	1140020010	WASHER, spring	2				
21	1140020008	WASHER, spring	3				
22	1900052000	CYLINDER, swing	1				
23	1515600200	ADAPTOR	2				
24	1420010110	O-RING	2				
25	0423100300	PLATE	1				with stopper
26	1110041075	SCREW, cap	2				with stopper
27	0003600053	SHIM	AR				t=0.2mm
	0003600054	SHIM	AR				t=0.5mm
	0003104110	SHIM	AR				t=1.0mm
	0003104116	SHIM	AR				t=1.6mm
	D311b5L						

Silverhorn.CO.UK



TRAVEL LEVER						
Item	Part number	Description	Q'ty	Chan.	Serial No.	Serv. Remarks
1	0343206200	LEVER ASSY	1			
1-1	1333002515	• BUSHING	1			
2	0343206300	LEVER ASSY	1			
2-1	1333002515	• BUSHING	1			
3	0353205038	SEAL, dust	2			
4	0433201800	SHAFT	2			
5	0433201900	CLAMP	2			
6	0433202200	BOOT	2		1205001~1205318	
6-1	0363214700	BOOT	2	(H)	1205319~	
7	0004005117	PIN, lever	2			
8	0005505033	YOKE	2			
9	0005008395	ROD	2			
10	0303301000	WASHER	2			
11	1650200520	GRIP	2			
12	1340000085	END, rod	2			
13	1214000006	PIN, snap	2			
14	1100040616	BOLT	2			
15	1100040625	BOLT	4			
16	1130040006	NUT	4			
17	1130040008	NUT	4			
18	1131540008	NUT	2			
19	1140020006	WASHER, spring	2			
20	1560011006	NIPPLE, grease	2			
21	1140020008	WASHER, spring	2			
22	1225000008	WASHER	4			
	D312a1L					

TB020 Book No.PD3-102Z4 S/N1205001-1205750  
OPERATION LEVER; RIGHT

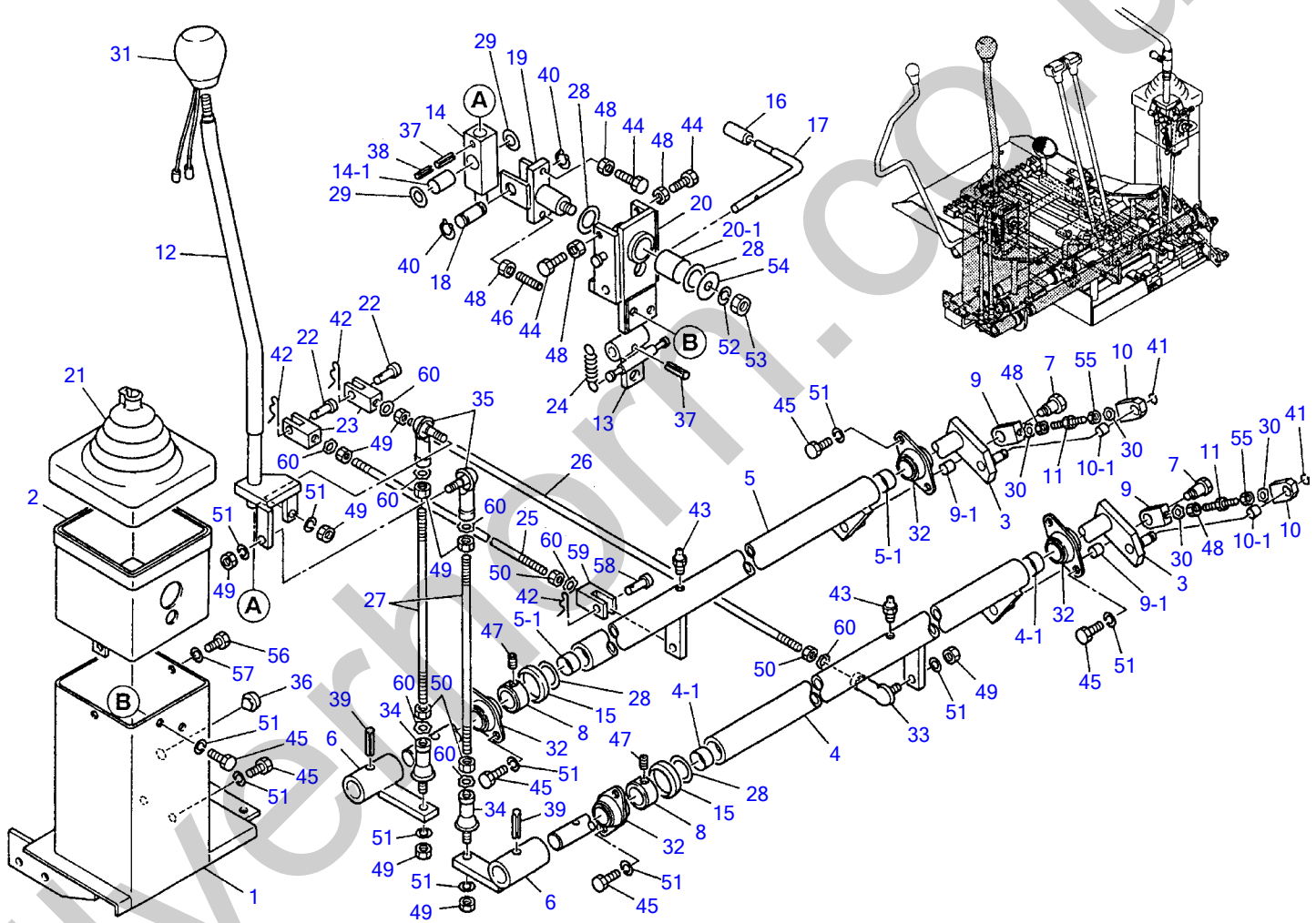


D3-13a-1-D

OPERATION LEVER; RIGHT

Item	Part number	Description	Q'ty	Chan.	Serial No.	Serv.	Remarks
1	0343215600	STAND	1				
2	0433204400	HEAD	1				
3	0353213100	LEVER	2				
4	0343205200	LEVER ASSY	1				
4-1	1333002015	· BUSHING	2				
5	0343205800	LEVER ASSY	1				
5-1	1333002015	· BUSHING	2				
6	0343205900	LEVER	2				
7	0343201200	BOLT	2				
8	0163209400	STOPPER	2				
9	0433217100	END, rod	2				
9-1	1333001008	· BUSHING	2				
10	0433217200	END, rod	2				
10-1	1333001008	· BUSHING	2				
11	0433217300	END, rod	2				
12	0343207100	LEVER	1				
13	0273212500	LEVER, lock	1				
14	0063246300	LEVER	1				
14-1	1333001520	· BUSHING	1				
15	0353205032	SEAL, dust	2				
16	0543208900	GRIP	1				
17	0433206600	LEVER	1		1205001~1205282		
	0343229300	LEVER	1	(H) Ⓚ	1205283~1205594		
	0433206600	LEVER	1	(H)	1205595~		
18	0004900010	SHAFT	1				
19	0273210800	YOKE	1				
20	0433205900	BRACKET	1				
20-1	1333002020	· BUSHING	1				
21	0433202100	BOOT	1		1205001~1205318		
	0543203100	BOOT	1	(H)	1205319~		
22	0004005117	PIN, lever	2				
23	0005505033	YOKE	2				
24	0143283500	SPRING	1				
25	0005008345	ROD	1				
26	0005008455	ROD	1				
27	0005008295	ROD	2				
28	0093208300	WASHER	4				
29	0063248900	WASHER	2				
30	1225000006	WASHER	4				
31	1650200120	GRIP (with horn switch)	1				
32	1332052022	MINI-PILLOW	4				
33	1340000085	END, rod	1				
34	1340300085	END, rod	2				
35	1340000080	END, rod	2				
36	1652505500	CUSHION, rubber	1				
37	1213010520	PIN, spring	2				
38	1213010320	PIN, spring	1				
39	1213010830	PIN, spring	2				
40	1220000015	RING, snap	2				
41	1220010010	RING, snap	2				
42	1214000006	PIN, snap	3				
43	1560011006	NIPPLE, grease	2				
44	1100240635	BOLT	3				
45	1100040816	BOLT	16				
46	1121040625	SET-SCREW	1				
47	1121040808	SET-SCREW	2				
48	1130040006	NUT	6				
49	1130040008	NUT	14				
50	1131540008	NUT	4				
51	1140020008	WASHER, spring	19				
52	1140020010	WASHER, spring	1				
53	1130240010	NUT	1				
54	0003600025	WASHER	1				
55	1131540006	NUT	2				
56	1100040616	BOLT	2				
57	1140020006	WASHER, spring	2				
58	0004106017	PIN, lever	1	(L)	1205001~1205288		
	0004006017	PIN, lever	1	(H)	1205289~		

TB020 Book No.PD3-102Z4 S/N1205001-1205750  
OPERATION LEVER; RIGHT



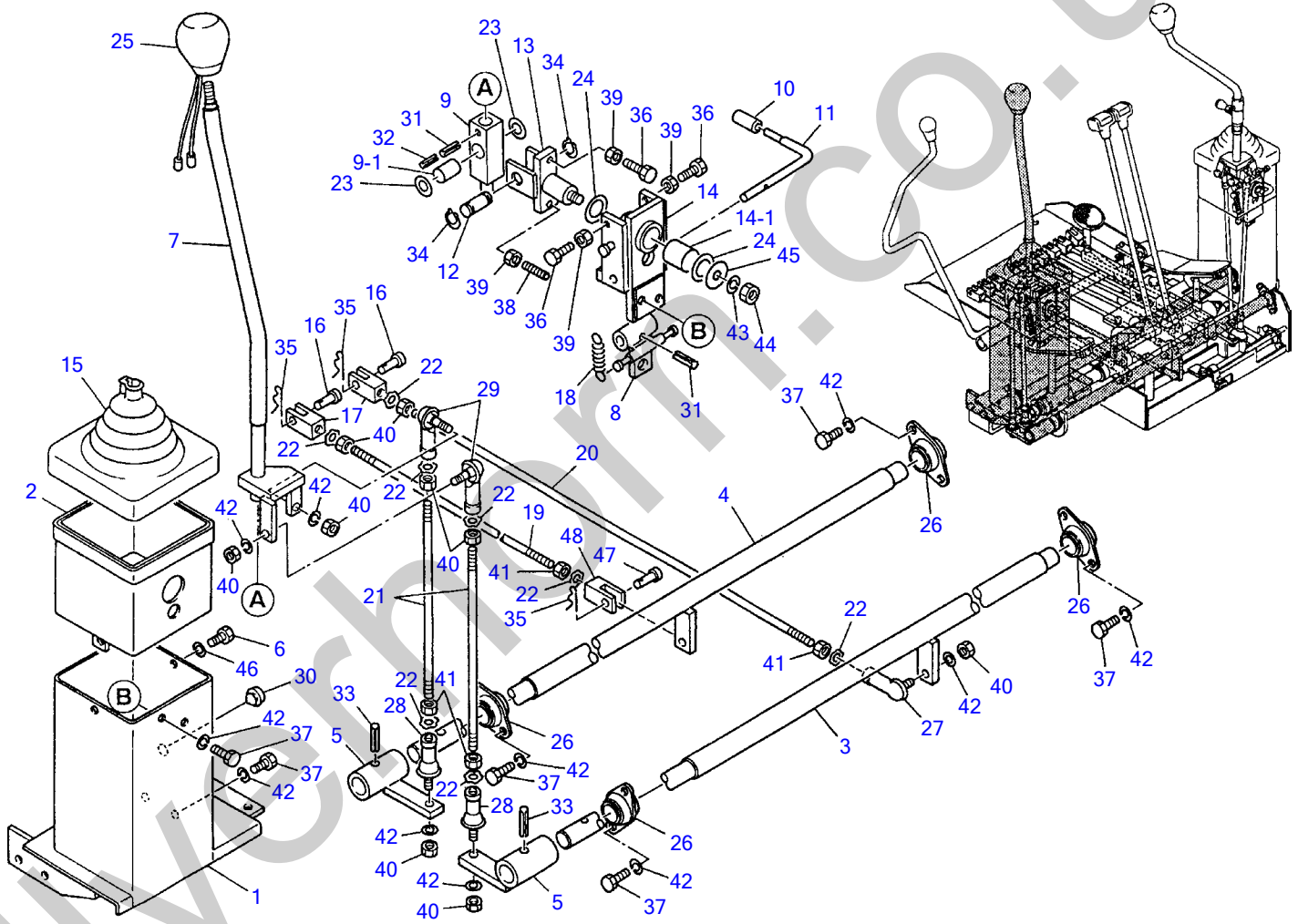
D3-13a-1-D

OPERATION LEVER; RIGHT

Item	Part number	Description	Q'ty	Chan.	Serial No.	Serv.	Remarks
59	0005606031	YOKE	1				
60	1225000008	WASHER	8				
	D313a4L						

Silverhorn.CO.UK

TB020 Book No.PD3-102Z4 S/N1205001-1205750  
OPERATION LEVER; RIGHT



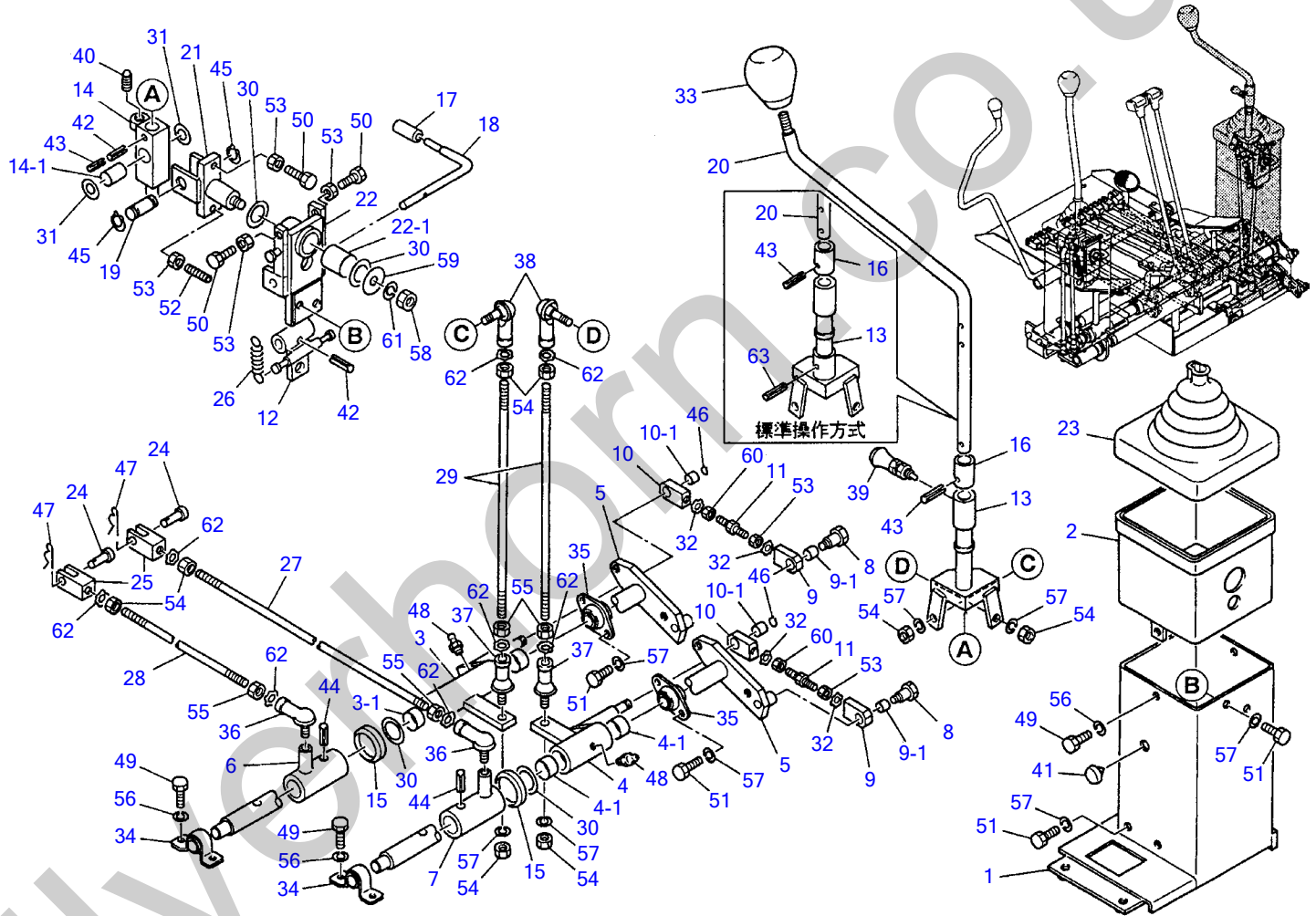
D3-13b-1-D



OPERATION LEVER; RIGHT

Item	Part number	Description	Q'ty	Chan.	Serial No.	Serv.	Remarks
1	0343215600	STAND	1				
2	0433204400	HEAD	1				
3	0343215100	LEVER ASSY	1				
4	0343215400	LEVER ASSY	1				
5	0343205900	LEVER	2				
6	1100040616	BOLT	2				
7	0343207100	LEVER	1				
8	0273212500	LEVER, lock	1				
9	0063246300	LEVER	1				
9-1	1333001520	• BUSHING	1				
10	0543208900	GRIP	1				
11	0433206600	LEVER	1		1205001~1205282		
	0343229300	LEVER	1	(H) 1k	1205283~1205594		
	0433206600	LEVER	1	(H)	1205595~		
12	0004900010	SHAFT	1				
13	0273210800	YOKE	1				
14	0433205900	BRACKET	1				
14-1	1333002020	• BUSHING	1				
15	0433202100	BOOT	1		1205001~1205318		
	0543203100	BOOT	1	(H)	1205319~		
16	0004005117	PIN, lever	2				
17	0005505033	YOKE	2				
18	0143283500	SPRING	1				
19	0005008345	ROD	1				
20	0005008455	ROD	1				
21	0050008295	WASHER	2				
22	1225000008	WASHER	8				
23	0063248900	WASHER	2				
24	0093208300	WASHER	2				
25	1650200120	GRIP(with horn switch)	1				
26	1332052022	MINI-PILLOW	4				
27	1340000085	END, rod	1				
28	1340300085	END, rod	2				
29	1340000080	END, rod	2				
30	1652505500	CUSHION, rubber	1				
31	1213010520	PIN, spring	2				
32	1213010320	PIN, spring	1				
33	1213010830	PIN, spring	2				
34	1220000015	RING, snap	2				
35	1214000006	PIN, snap	3				
36	1100240635	BOLT	3				
37	1100040816	BOLT	16				
38	1121040620	SET-SCREW	1				
39	1130040006	NUT	4				
40	1130040008	NUT	14				
41	1131540008	NUT	4				
42	1140020008	WASHER, spring	19				
43	1140020010	WASHER, spring	1				
44	1130240010	NUT	1				
45	0003600025	WASHER	1				
46	1140020006	WASHER, spring	2				
47	0004106017	PIN, lever	1	(L)	1205001~1205288		
	0004006017	PIN, lever	1	(H)	1205289~		
48	0005606031	YOKE	1				
	D313b4L						

TB020 Book No.PD3-102Z4 S/N1205001-1205750  
 OPERATION LEVER; LEFT

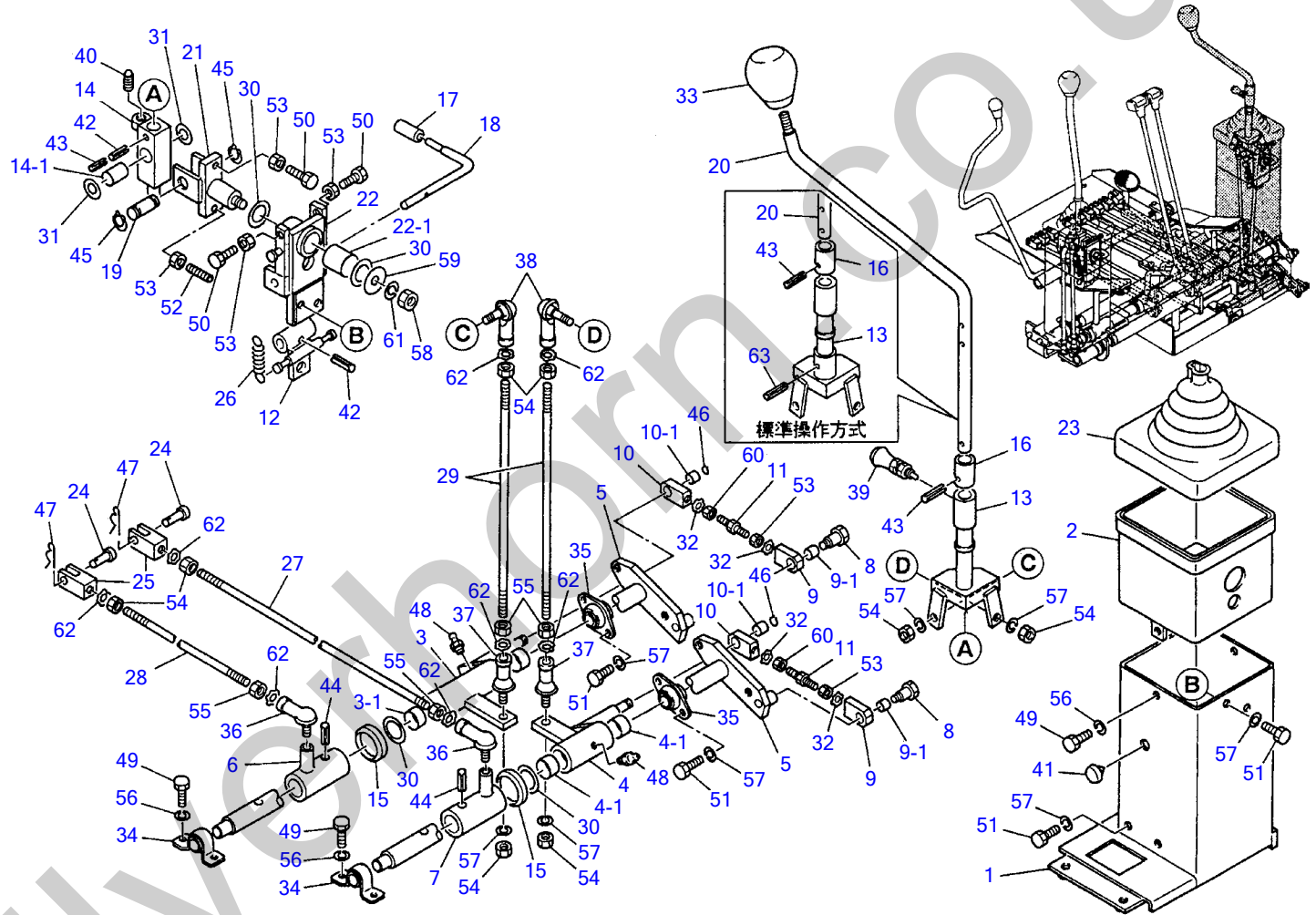


D3-14a-1-D

OPERATION LEVER; LEFT

Item	Part number	Description	Q'ty	Chan.	Serial No.	Serv.	Remarks
1	0343215700	STAND	1				
2	0433204400	HEAD	1				
3	0343205300	LEVER	1				
3-1	1333002015	• BUSHING	2				
4	0343205400	LEVER	1				
4-1	1333002015	• BUSHING	2				
5	0343205500	LEVER	2				
6	0343205600	LEVER	1				
7	0343205700	LEVER	1				
8	0343201200	BOLT	2				
9	0433217100	END, rod	2				
9-1	1333001008	• BUSHING	2				
10	0433217200	END, rod	2				
10-1	1333001008	• BUSHING	2				
11	0433217300	ROD	2				
12	0273212500	LEVER	1				
13	0343207200	LEVER	1				
13-1	0343230100	LEVER	1				
14	0353208200	LEVER	1				
14-1	1333001520	• BUSHING	1				
15	0353205032	SEAL, dust	2				
16	0353208300	SLEEVE	1				
17	0543208900	GRIP	1				
18	0433206600	LEVER	1		1205001~1205282		
	0343229300	LEVER	1	(H) ll«	1205283~1205594		
	0433206600	LEVER	1	(H)	1205595~		
19	0004900010	SHAFT	1				
20	0353212300	LEVER	1				
	0343230200	LEVER	1				
21	0433207600	YOKE	1				
22	0433207700	BRACKET	1				
22-1	1333002020	• BUSHING	1				
23	0433202100	BOOT	1		1205001~1205318		
	0543203100	BOOT	1	(H)	1205319~		
24	0004005117	PIN	2				
25	0005505032	YOKE	2				
26	0143283500	SPRING	1				
27	0005008470	ROD	1				
28	0005008350	ROD	1				
29	0005008360	ROD	2				
30	0093208300	WASHER	4				
31	0063248900	WASHER	2				
32	1225000006	WASHER	4				
33	1650200220	GRIP	1				
34	1332001518	MINI-PILLOW	2				
35	1332052022	MINI-PILLOW	2				
36	1340000085	END, rod	2				
37	1340300085	END, rod	2				
38	1340000080	END, rod	2				
39	1230040210	PLUNGER	1				
40	1230010010	PLUNGER	1				
41	1652505500	CUSHION, rubber	1				
42	1213010520	PIN, spring	2				
43	1213010320	PIN, spring	2				
44	1213010830	PIN, spring	2				
45	1220000015	RING, snap	2				
46	1220010010	RING, snap	2				
47	1214000006	PIN, snap	2				
48	1560011006	NIPPLE, grease	2				
49	1100040616	BOLT	6				
50	1100240635	BOLT	3				
51	1100040816	BOLT	10				
52	1121040625	SET-SCREW	1				
53	1130040006	NUT	6				
54	1130040008	NUT	8				
55	1131540008	NUT	4				
56	1140020006	WASHER, spring	6				
57	1140020008	WASHER, spring	14				

TB020 Book No.PD3-102Z4 S/N1205001-1205750  
 OPERATION LEVER; LEFT



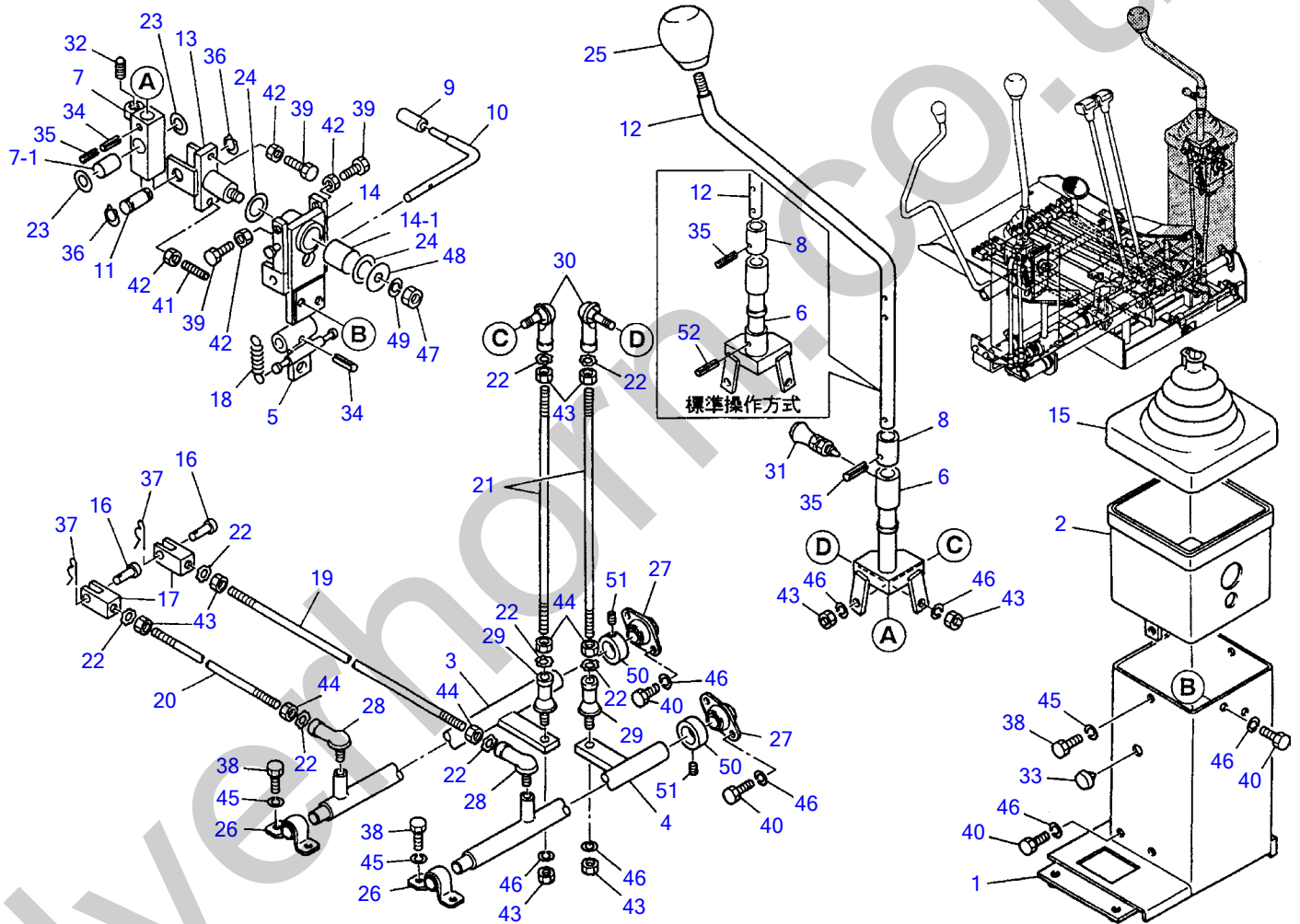
D3-14a-1-D

## OPERATION LEVER; LEFT

Item	Part number	Description	Q'ty	Chan.	Serial No.	Serv.	Remarks
58	1130240010	NUT	1				
59	0003600025	WASHER	1				
60	1131540006	NUT	2				
61	1140020010	WASHER, spring	1				
62	1225000008	WASHER	8				
63	1213010324	PIN, spring	1				
	D314a5L						

Silverhorn.CO.UK

TB020 Book No.PD3-102Z4 S/N1205001-1205750  
OPERATION LEVER; LEFT

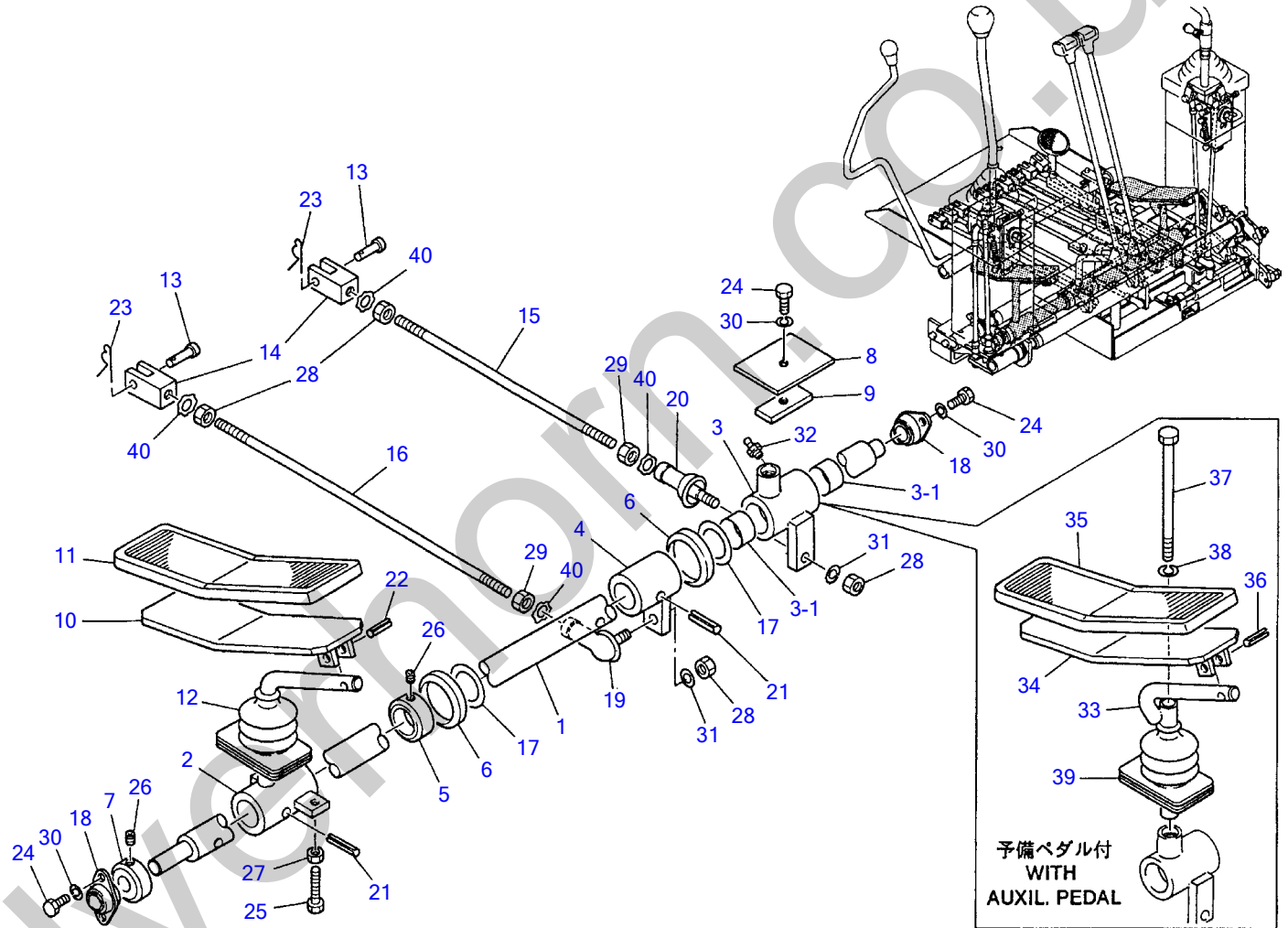


D3-14b-1-D

OPERATION LEVER; LEFT

Item	Part number	Description	Q'ty	Chan.	Serial No.	Serv.	Remarks
1	0343215700	STAND	1				
2	0433204400	HEAD	1				
3	0343215300	LEVER	1				
4	0343215200	LEVER	2				
5	0273212500	LEVER	1				
6	0343207200	LEVER	1				
	0343230100	LEVER	1				
7	0353208200	LEVER	1				
7-1	1333001520	• BUSHING	1				
8	0353208300	SLEEVE	1				
9	0543208900	GRIP	1				
10	0433206600	LEVER	1		1205001~1205282		
	0343229300	LEVER	1	(H) ll«	1205283~1205594		
	0433206600	LEVER	1	(H)	1205595~		
11	0004900010	SHAFT	1				
12	0353212300	LEVER	1				
12-1	0343230200	LEVER	1				
13	0433207600	YOKE	1				
14	0433207700	BRACKET	1				
14-1	1333002020	• BUSHING	1				
15	0433202100	BOOT	1		1205001~1205318		
	0543203100	BOOT	1	(H)	1205319~		
16	0004005117	PIN	2				
17	0005505032	YOKE	2				
18	0143283500	SPRING	1				
19	0005008470	ROD	1				
20	0005008350	ROD	1				
21	0005008360	ROD	2				
22	1225000008	WASHER	8				
23	0063248900	WASHER	2				
24	0093208300	WASHER	2				
25	1650200220	GRIP	1				
26	1332001518	MINI-PILLOW	2				
27	1332052022	MINI-PILLOW	2				
28	1340000085	END, rod	2				
29	1340300085	END, rod	2				
30	1340000080	END, rod	2				
31	1230040210	PLUNGER	1				
32	1230010010	PLUNGER	1				
33	1652505500	CUSHION, rubber	1				
34	1213010520	PIN, spring	2				
35	1213010320	PIN, spring	2				
36	1220000015	RING, snap	2				
37	1214000006	PIN, snap	2				
38	1100040616	BOLT	6				
39	1100240635	BOLT	3				
40	1100040816	BOLT	10				
41	1121050620	SET-SCREW	1				
42	1130040006	NUT	4				
43	1130040008	NUT	8				
44	1131540008	NUT	4				
45	1140020006	WASHER, spring	6				
46	1140020008	WASHER, spring	14				
47	1130240010	NUT	1				
48	0003600025	WASHAER	1				
49	1140020010	WASHER, spring	1				
50	0163209400	STOPPER	2		1205288~		
51	1121040808	SET-SCREW	2		1205288~		
52	1213010324	PIN, spring	1				
	D314b5L						

TB020 Book No.PD3-102Z4 S/N1205001-1205750  
 SWING PEDAL & AUXIL. PEDAL

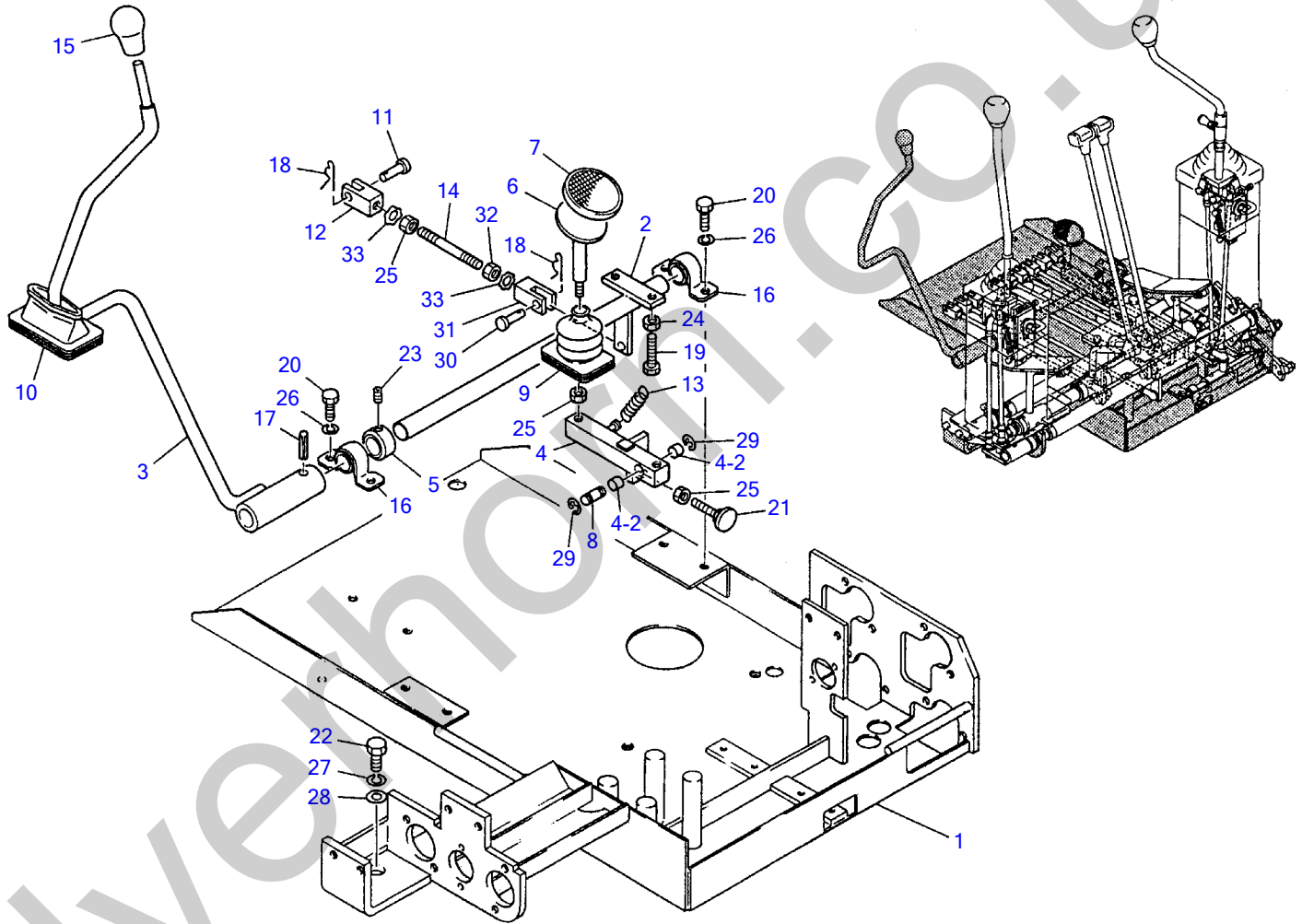


D3-15a-1-D



**SWING PEDAL & AUXIL. PEDAL**

Item	Part number	Description	Q'ty	Chan.	Serial No.	Serv.	Remarks
1	0343206000	SHAFT	1				
2	0343206100	LEVER	1				
3	0343206400	LEVER	1				
3-1	1333002515	• BUSHING	1				
4	0343206500	LEVER	1				
5	0343206800	STOPPER	1				
6	0353205038	SEAL, dust	2				
7	0163208200	STOPPER	1				
8	0353212800	COVER	1				
9	0353212820	PLATE	1				
10	0393201800	PEDAL	1				
11	0463200700	COVER	1		1205001~1205318		
	0363214600	COVER	1	(H)	1205319~		
12	0433202200	BOOT	1		1205001~1205318		
	0363214700	BOOT	1	(H)	1205319~		
13	0004005117	PIN	2				
14	0005506031	YOKE	2				
15	0005008400	ROD	1				
16	0005008395	ROD	1				
17	0303301000	WASHER	2				
18	1332051518	MINI-PILLOW	2				
19	1340000085	END, rod	1				
20	1340300085	END, rod	1				
21	1213010830	PIN, spring	2				
22	1213010630	PIN, spring	1				
23	1214000006	PIN, snap	2				
24	1100040616	BOLT	5				
25	1100040625	BOLT	2				
26	1121040808	SET-SCREW	2				
24	1130040006	NUT	2				
28	1130040008	NUT	4				
29	1131540008	NUT	2				
30	1140020006	WASHER, spring	5				
31	1140020008	WASHER, spring	2				
32	1560011006	NIPPLE, grease	1				
33	0353215100	LEVER	1				option
34	0393201800	PEDAL	1				option
35	0463200700	COVER	1		1205001~1205318		option
	0363214600	COVER	1	(H)	1205319~		option
36	1213010630	PIN, spring	1				option
37	1100140825	BOLT	1				option
38	1140020008	WASHER, spring	1				option
39	0163209900	BOOT	1		1205001~1205318		option
	0363214700	BOOT	1	(H)	1205319~		option
40	1225000008	WASHER	4				
	D315a1L						

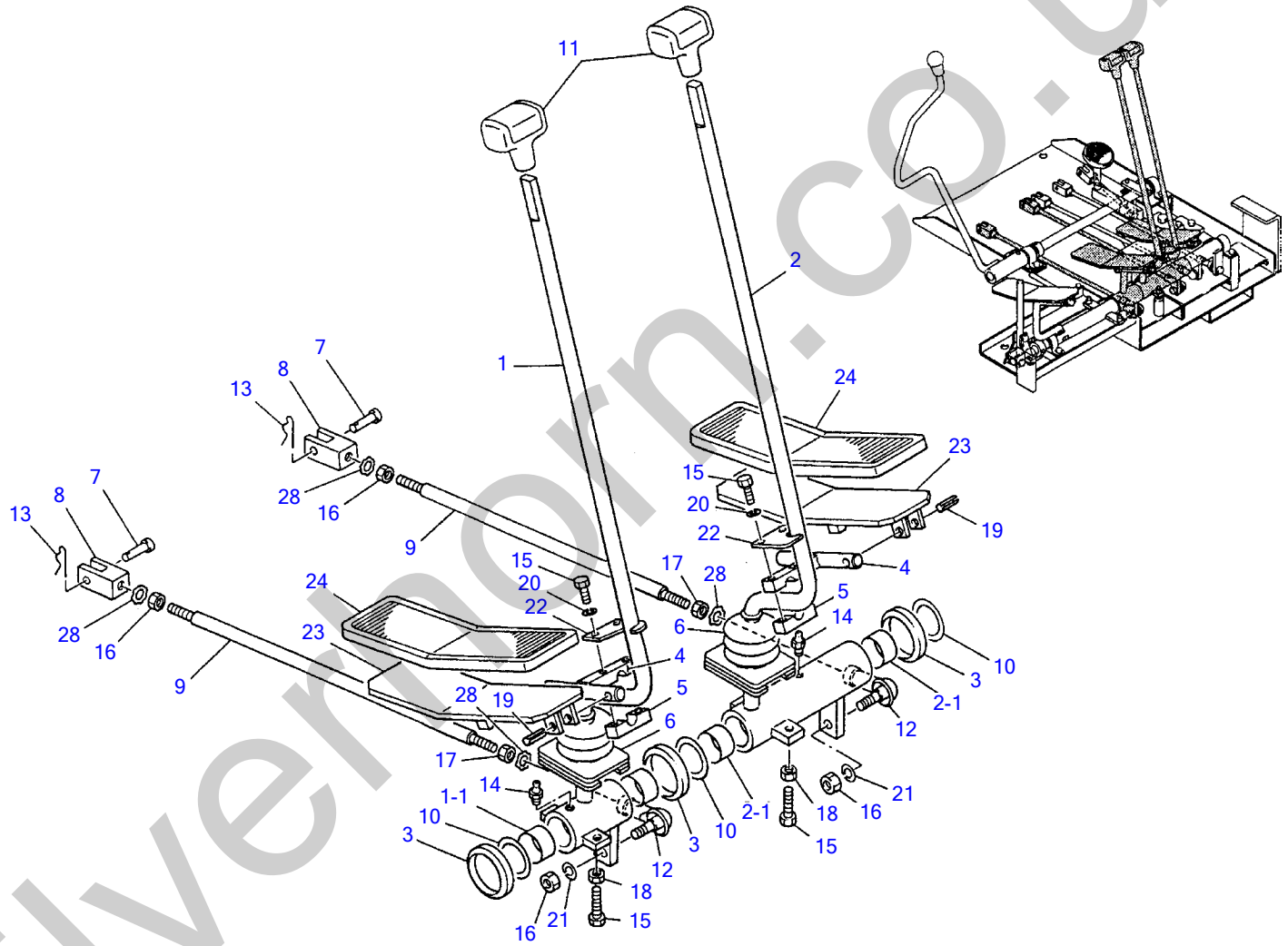


D3-16a-1-D

## DOZER BLADE LEVER

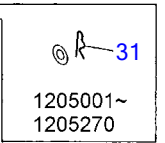
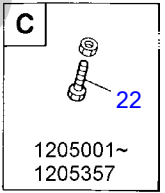
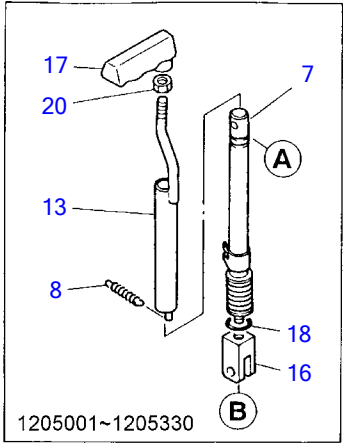
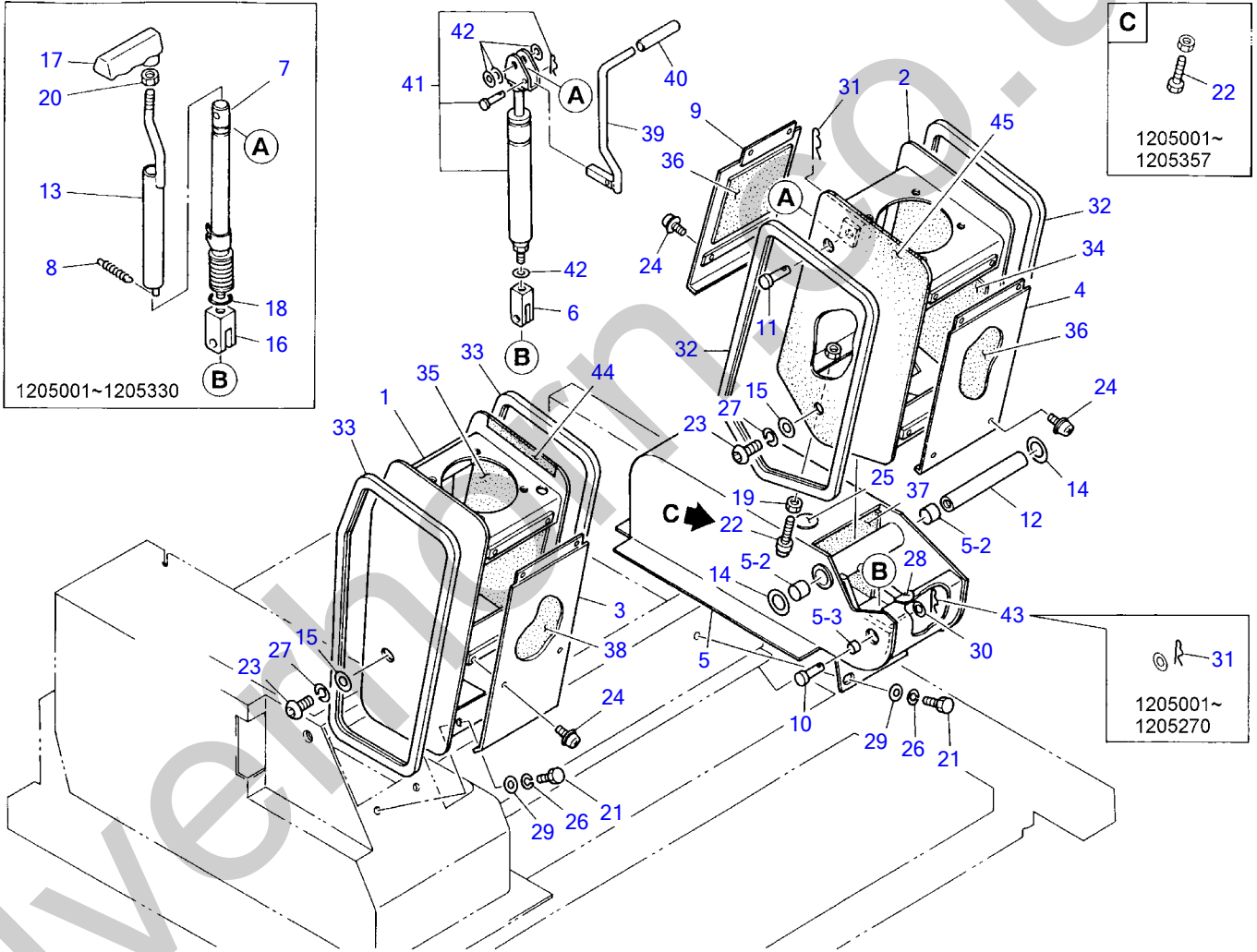
Item	Part number	Description	Q'ty	Chan.	Serial No.	Serv.	Remarks
1	0343205100	BRACKET	1				
2	0343206600	SHAFT	1				
3	0343227100	LEVER	1				
4	0353211500	LEVER	1		1205001~1205312		
	0343230300	LEVER	1		1205313~		
4-2	1333001010	• BUSHING	2				
5	0163209400	STOPPER	1				
6	0433201600	PEDAL	1				
7	0143264800	COVER	1				
8	0004210033	SHAFT	1				
9	0433202200	BOOT	1		1205001~1205318		
	0363214700	BOOT	1	(H)	1205319~		
10	0433207800	BOOT	1		1205001~1205318		
	0363214500	BOOT	1	(H)	1205319~		
11	0004005117	PIN	1				
12	0005505033	YOKE	1				
13	0143283500	SPRING	1				
14	0005008100	ROD	1				
15	1650153655	GRIP	1				
16	1332002022	MINI-PILLOW	2				
17	1213010830	PIN, spring	1				
18	1214000006	PIN, snap	2				
19	1100040625	BOLT	2				
20	1100040816	BOLT	4				
21	0343229200	BOLT	1				
22	1100041020	BOLT	5				
23	1121040808	SET-SCREW	1				
24	1130040006	NUT	2				
25	1130040008	NUT	3				
26	1140020008	WASHER, spring	4				
27	1140020010	WASHER, spring	5				
28	0003600025	WASHER	5				
29	1224010008	E-RING	2				
30	0004106017	PIN, lever	1		1205001~1205288		
	0004006017	PIN, lever	1	(H)	1205289~		
31	0005606031	YOKE	1				
32	1131540008	NUT	1				
33	1225000008	WASHER	2				

D316a3L



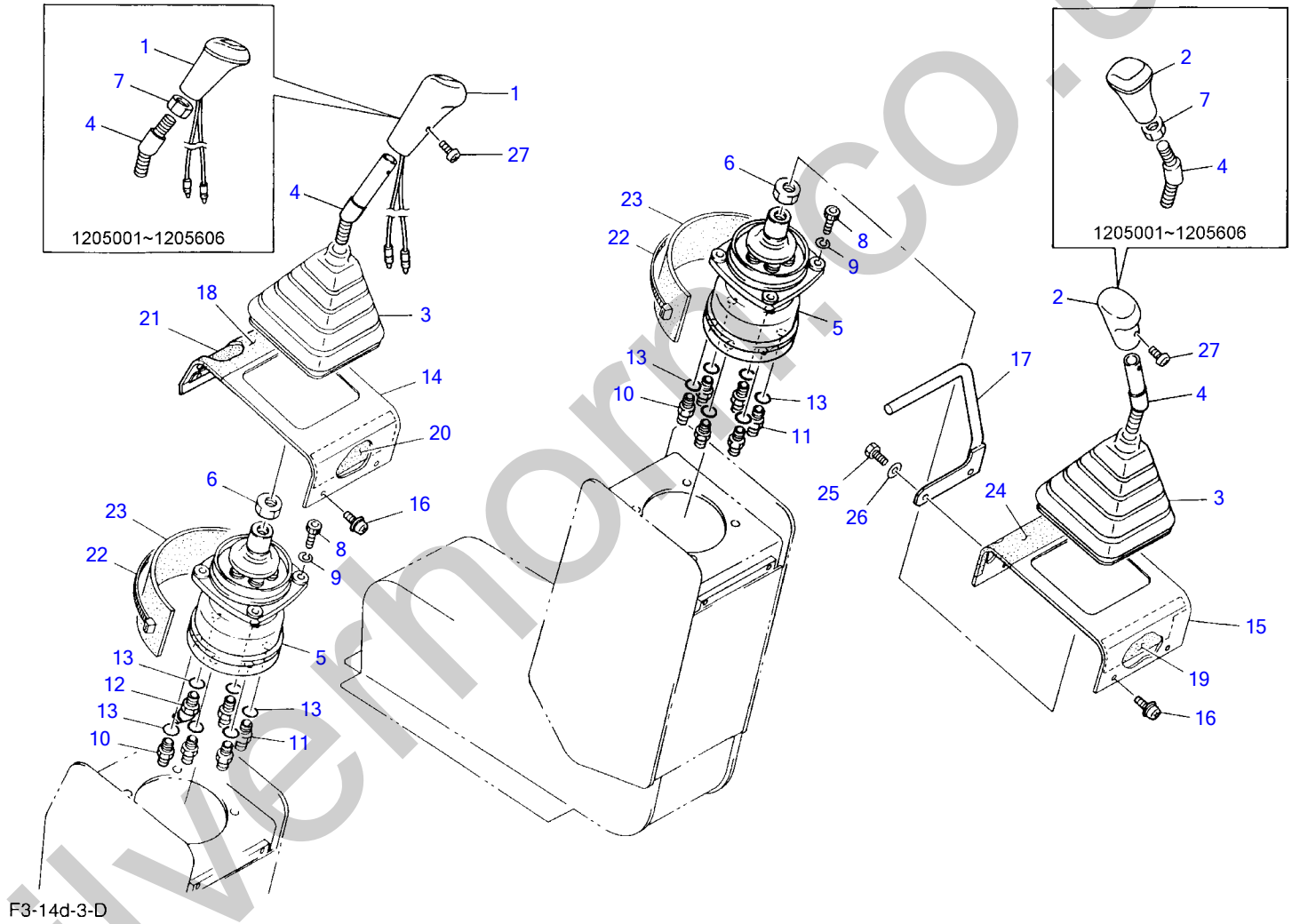
D3-12b-2-D

TRAVEL LEVER						
Item	Part number	Description	Q'ty	Chan.	Serial No.	Serv. Remarks
1	0343225300	LEVER ASSY	1			
1-1	1333002515	• BUSHING	2			
2	0343225400	LEVER ASSY	1			
2-1	1333002515	• BUSHING	2			
3	0353205038	SEAL, dust	3			
4	0353222800	LEVER	2			
5	0353222900	LEVER	2			
6	0433202200	BOOT	2		1205001~1205318	
	0363214700	BOOT	2	(H)	1205319~	
7	0004005117	PIN	2			
8	0005505033	YOKE	2	(L)	1205001~1205288	
	0005505032	YOKE	2	(H)	1205289~	
9	0005008395	ROD	2			
10	0093208300	WASHER	3			
11	1650200520	GRIP	2			
12	1340000085	END, rod	2			
13	1214000006	PIN, snap	2			
14	1560011006	NIPLE, grease	2			
15	1100040625	BOLT	8			
16	1130040008	NUT	4			
17	1131540008	NUT	2			
18	1130040006	NUT	4			
19	1213010630	PIN, spring	2			
20	1140020006	WASHER, spring	4			
21	1140020008	WASHER, spring	2			
22	0353223000	PLATE	2			
23	0393201800	PEDAL	2			
24	0436200700	COVER	2		1205001~1205318	
	0363214600	COVER	2	(H)	1205319~	
	D312b3L					



F3-13c-2-D

Item	Part number	Description	STAND		Serial No.	Serv.	Remarks
			Q'ty	Chan.			
1	0365111100	STAND (R.H.)	1		1205001~1205270		
	0365114100	STAND (R.H.)	1	(H)	1205271~		
2	0365111200	STAND (L.H.)	1		1205001~1205270		
	0365114200	STAND (L.H.)	1	(H)	1205271~1205363		
	0365117100	STAND (L.H.)	1		1205364~		
3	0365111400	COVER	1				
4	0345100400	COVER	1				
5	0365111500	BRACKET	1		1205001~1205270		
	0365114300	BRACKET	1		1205271~		
5-2	1333002015	• BUSHING	2				
5-3	1333001208	• BUSHING	1		1205271~		
6	0365113500	YOKE	1		1205331~		
7	0345106400	LOCK, mechanical	1		1205001~1205330		
8	0345100800	SPRING	1		1205001~1205330		
9	0345101400	COVER	1		1205001~1205270		
10	0345106500	PIN	1		1205271~		
	0365113400	PIN	1				
11	0345106600	PIN	1				
12	0395102300	PIN	1				
13	0395101910	SLEEVE	1		1205001~1205330		
14	0093208300	WASHER	2				
15	0003612003	WASHER	4				
16	0345106700	YOKE	1		1205001~1205330		
17	0345101600	GRIP	1		1205001~1205330		
18	1420010180	O-RING	1		1205001~1205330		
19	1130040008	NUT	1				
20	1130040010	NUT	1		1205001~1205330		
21	1100090816	BOLT	6				
22	1100040835	BOLT	1		1205001~1205357		
	0365115300	STOPPER	1	(H)	1205358~		
23	1120991225	SCREW	4				
24	1150420510	SCREW	6				
25	0479300013	PLATE	1		1205001~1205357		
26	1140090008	WASHER, spring	6				
27	1140090012	WASHER, spring	4				
28	0365114600	PLATE	1		1205001~1205357		
29	1141190008	WASHER	6				
30	1141110010	WASHER	1		1205001~1205270		
	1141110012	WASHER	1		1205271~		
31	1214000010	PIN, snap	2		1205001~1205270		
	1214000010	PIN, snap	1		1205271~		
32	1653917107	TRIM	2				sold by the meter
33	1653917105	TRIM	2				sold by the meter
34	0365110100	ABSORBENT	2				
35	0365111700	ABSORBENT	2				
36	0365110400	ABSORBENT	2				
37	0365112000	ABSORBENT	1				
38	0365112100	ABSORBENT	1				
39	0365113800	LEVER	1		1205331~		
40	1650202700	CAP	1		1205331~		
41	1653925001	LOCK, free	1		1205331~		
42	1141110010	WASHER	4		1205331~		
43	1214000012	PIN, snap	1		1205271~		
44	0365114400	LEATHER	1		1205259~		
45	0365114500	LEATHER	1		1205259~		
	F313c2L						



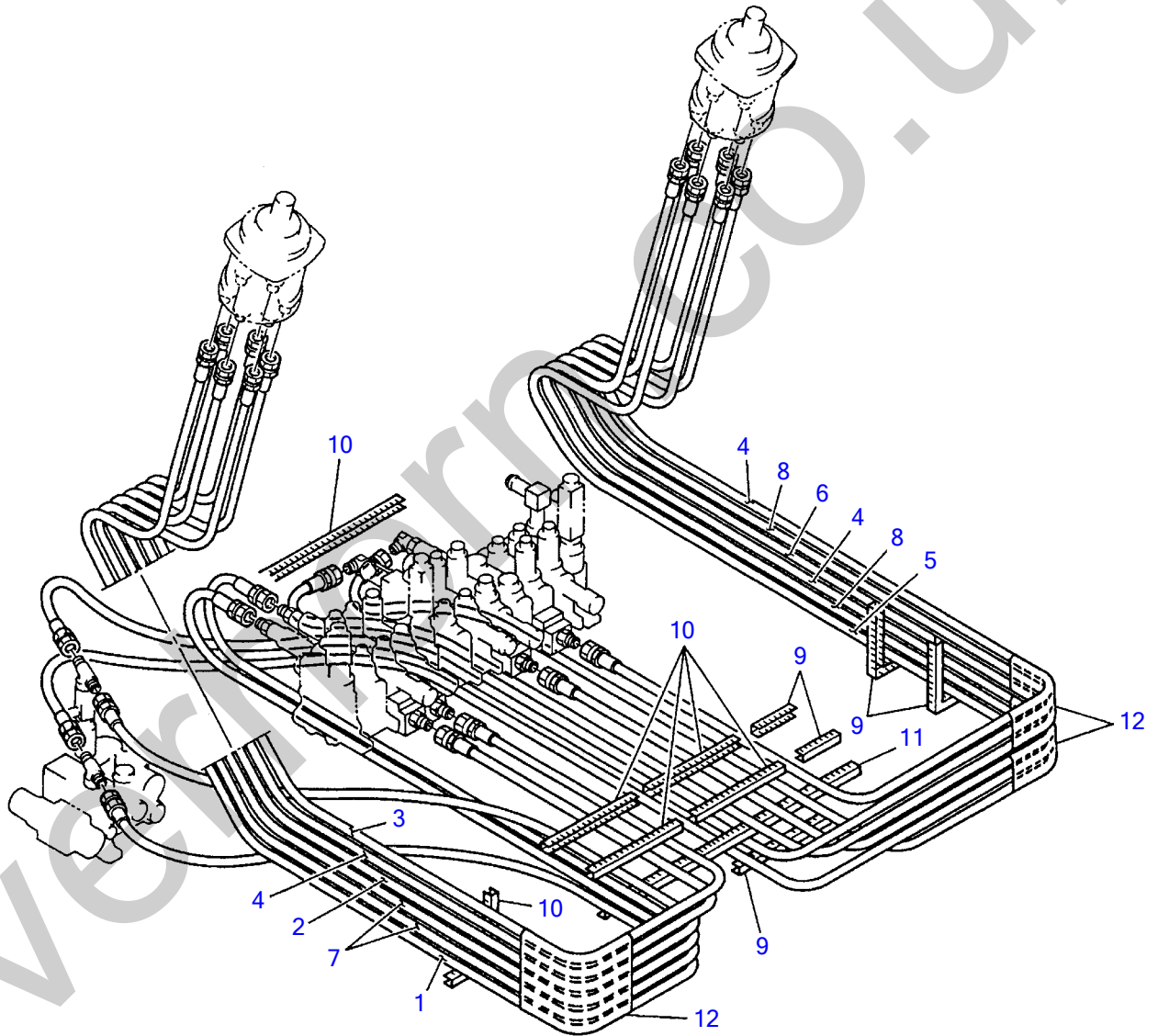


**OPERATION LEVER**

Item	Part number	Description	Q'ty	Chan.	Serial No.	Serv.	Remarks
1	0345101100	GRIP (with horn switch)	1	A	1205001~1205606		
	1650203310	GRIP (with horn switch)	1	a (H)	1205607~		
2	0345101200	GRIP	1	B	1205001~1205606		
	1650203400	GRIP	1	b (H)	1205607~		
3	0395101600	BOOT	2				
4	0365111600	LEVER	2	A, B	1205001~1205606		
	0565102500	LEVER	2	a, b (H)	1205607~		
5	1901721200	VALVE ASSY	2				
6	1130140014	NUT	2				
7	1131040012	NUT	2	A, B	1205001~1205606		
8	1110040630	SCREW, cap	8				
9	1140020006	WASHER, spring	8				
10	1512370008	FILTER, line	2				
11	1515600200	ADAPTOR	9				
12	1515100110	ELBOW	1				
13	1420010110	O-RING	12				
14	0365111300	COVER	1				
15	0345101800	COVER	1		1205001~1205357		
	0365115500	COVER	1	(H)	1205358~1205363		
	0365116400	COVER	1	(H)	1205364~		
16	1150420510	SCREW	4				
17	0365113900	LEVER	1		1205331~1205363		
	0365116500	LEVER	1		1205364~		
18	0365112400	LERTHER	1				
19	0365110300	ABSORBENT	2				
20	0365111800	ABSORBENT	1				
21	0365111900	ABSORBENT	1				
22	1652241400	BAND	2				
23	0365112200	ABSORBENT	2				
24	0365112300	LERTHER	1		1205001~1205357		
	0365115200	LERTHER	1	(H)	1205358~		
25	1100240620	BOLT	2				
26	1141110006	WASHER	2				
27	1120590416	SCREW	2		1205607~		

NOTE  
 1. SET "A" is interchangeable with SET "a".  
 2. SET "B" is interchangeable with SET "b".

F314d3L

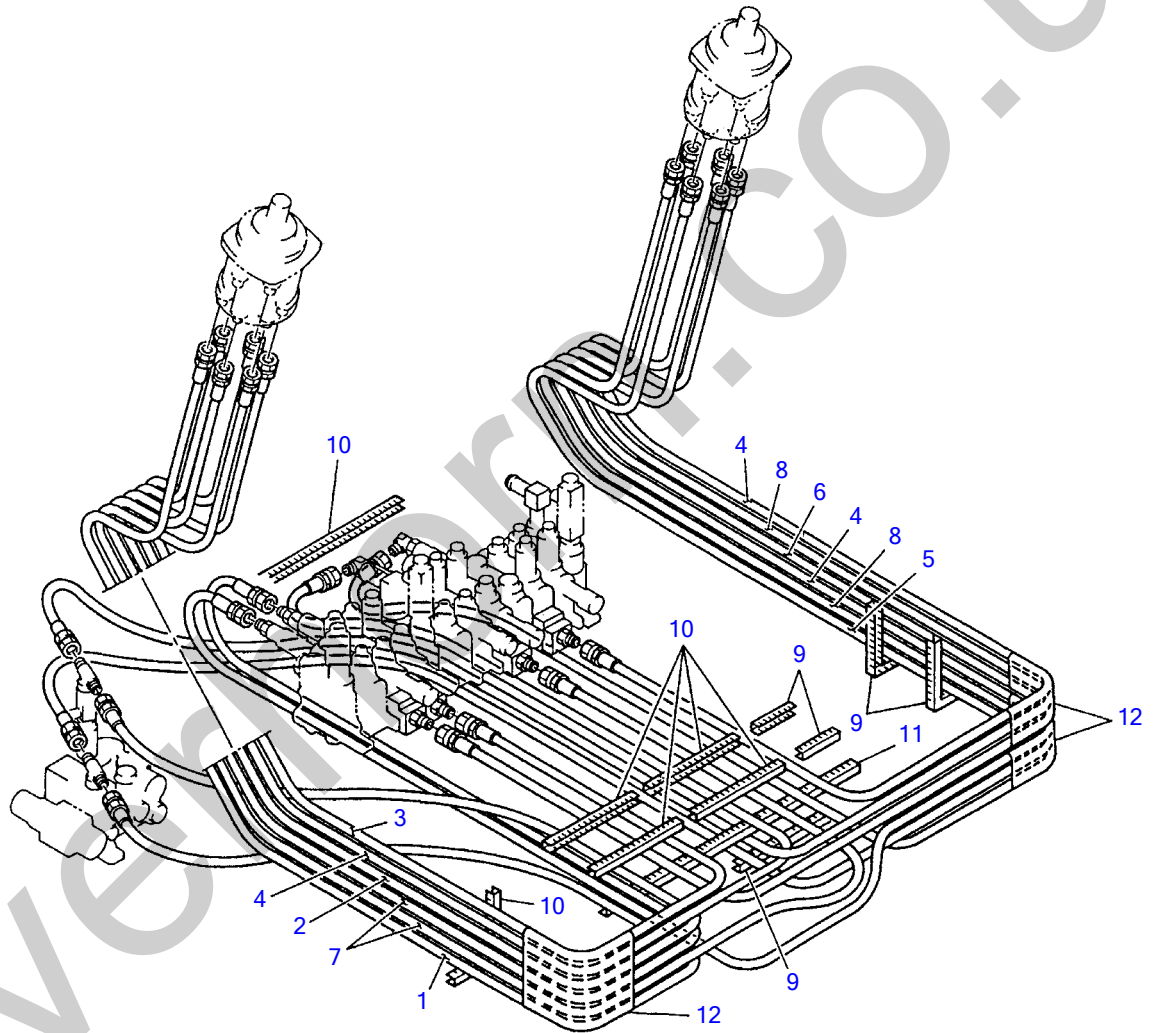


D3-14e-2-D

PIPING; OPERATION LEVER

Item	Part number	Description	Q'ty	Chan.	Serial No.	Serv.	Remarks
1	1934822125	HOSE ASSY	1				
2	1934822130	HOSE ASSY	1				
3	1934822160	HOSE ASSY	1				
4	1934822170	HOSE ASSY	3				
5	1934822205	HOSE ASSY	1				
6	1934822210	HOSE ASSY	1				
7	1934852215	HOSE ASSY	2				
8	1934822257	HOSE ASSY	2				
9	1653917009	TRIM	5				sold by the meter
10	1653917014	TRIM	4				sold by the meter
11	1653917040	TRIM	1				sold by the meter
12	1531335030	PROTECTOR	3				sold by the meter
	D314e4L						

Silverhorn.CO.UK

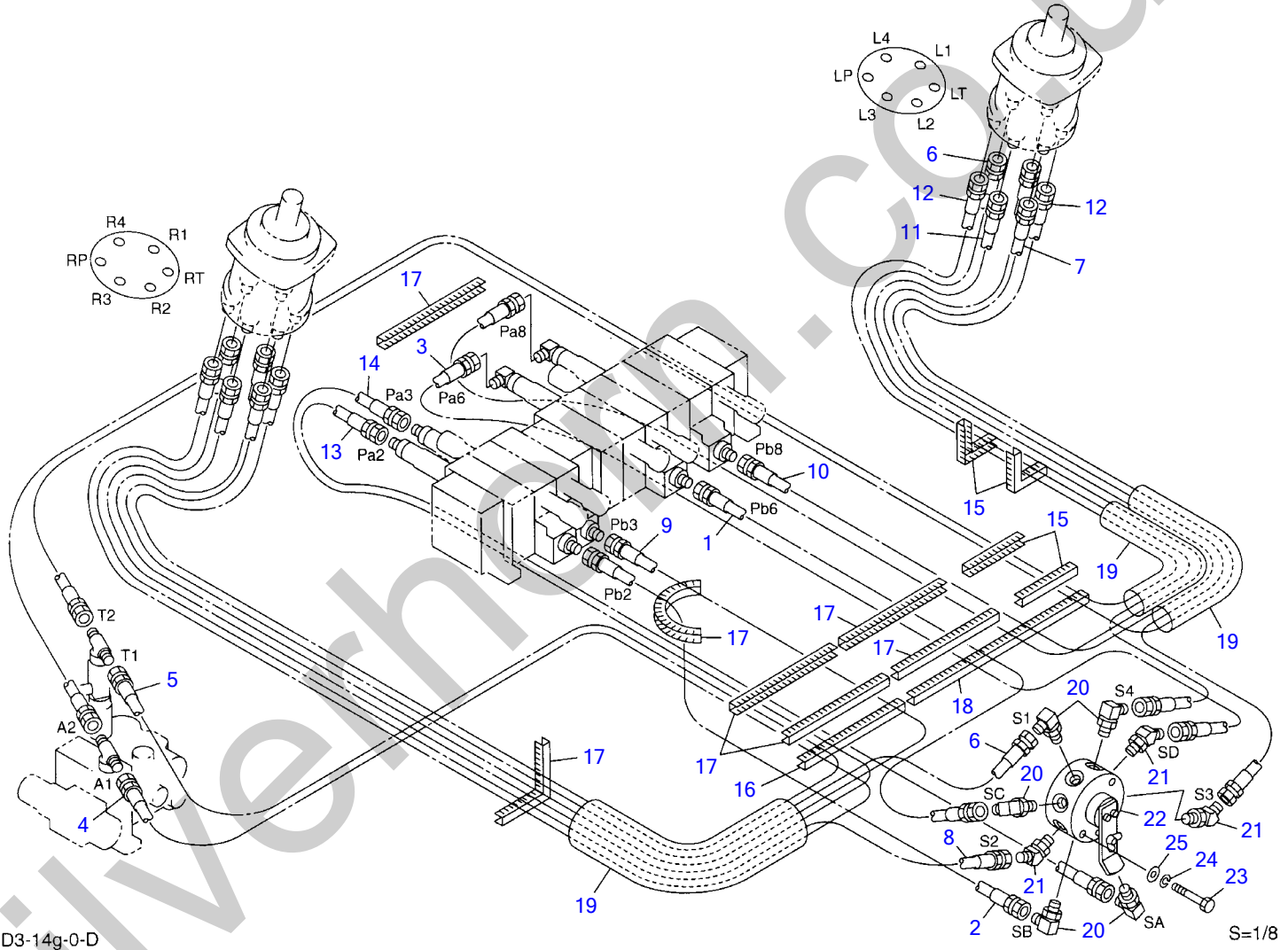


D3-14f-0-D

PIPING; OPERATION LEVER

Item	Part number	Description	Q'ty	Chan.	Serial No.	Serv.	Remarks
1	1934822125	HOSE ASSY	1				
2	1934822130	HOSE ASSY	1				
3	1934822160	HOSE ASSY	1				
4	1934822170	HOSE ASSY	3				
5	1934822205	HOSE ASSY	1				
6	1934822210	HOSE ASSY	1				
7	1934852215	HOSE ASSY	2				
8	1934822257	HOSE ASSY	2				
9	1653917009	TRIM	5				sold by the meter
10	1653917014	TRIM	4				sold by the meter
11	1653917040	TRIM	1				sold by the meter
12	1531335030	PROTECTOR	3				sold by the meter
	D314e4L						

Silverhorn.CO.UK



D3-14g-0-D

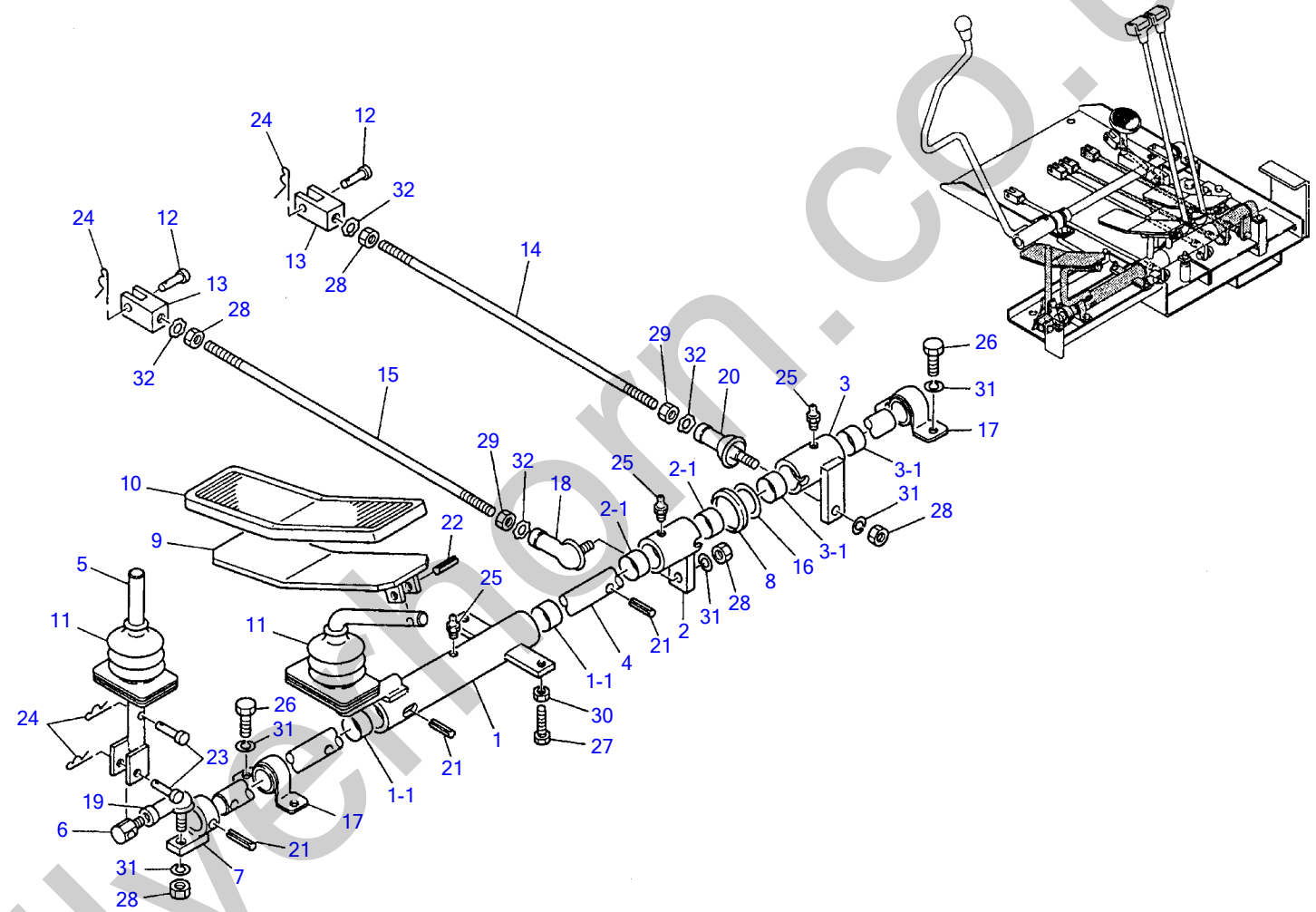
S=1/8

PIPING; OPERATION LEVER

Item	Part number	Description	Q'ty	Chan.	Serial No.	Serv.	Remarks
		PIPING ASSY					
1	1934822057	HOSE ASSY	1				
2	1934822055	HOSE ASSY	1				
3	1934822094	HOSE ASSY	1				
4	1934822125	HOSE ASSY	1				
5	1934822130	HOSE ASSY	1				
6	1934822133	HOSE ASSY	2				
7	1934822135	HOSE ASSY	1				
8	1934822130	HOSE ASSY	1				
9	1934822160	HOSE ASSY	1				
10	1934822170	HOSE ASSY	1				
11	1934822205	HOSE ASSY	1				
12	1934822257	HOSE ASSY	2				
13	1934852090	HOSE ASSY	1				
14	1934852215	HOSE ASSY	1				
15	1653917009	TRIM	5				sold by the meter
16	1653917013	TRIM	1				sold by the meter
17	1653917014	TRIM	7				sold by the meter
18	1653917027	TRIM	1				sold by the meter
19	1531335030	PROTECTOR	3				sold by the meter
20	1515010040	ELBOW	5				
21	1515100110	ELBOW	3				
22	1901730500	VALVE, selector	1				
23	1100040650	BOLT	2				
24	1140020006	WASHER, spring	2				
25	1141110006	WASHER	2				
	D314g0L						

Silverhorn.CO.UK

TB020 Book No.PD3-102Z4 S/N1205001-1205750  
SWING PEDAL & SWITCHING LEVER

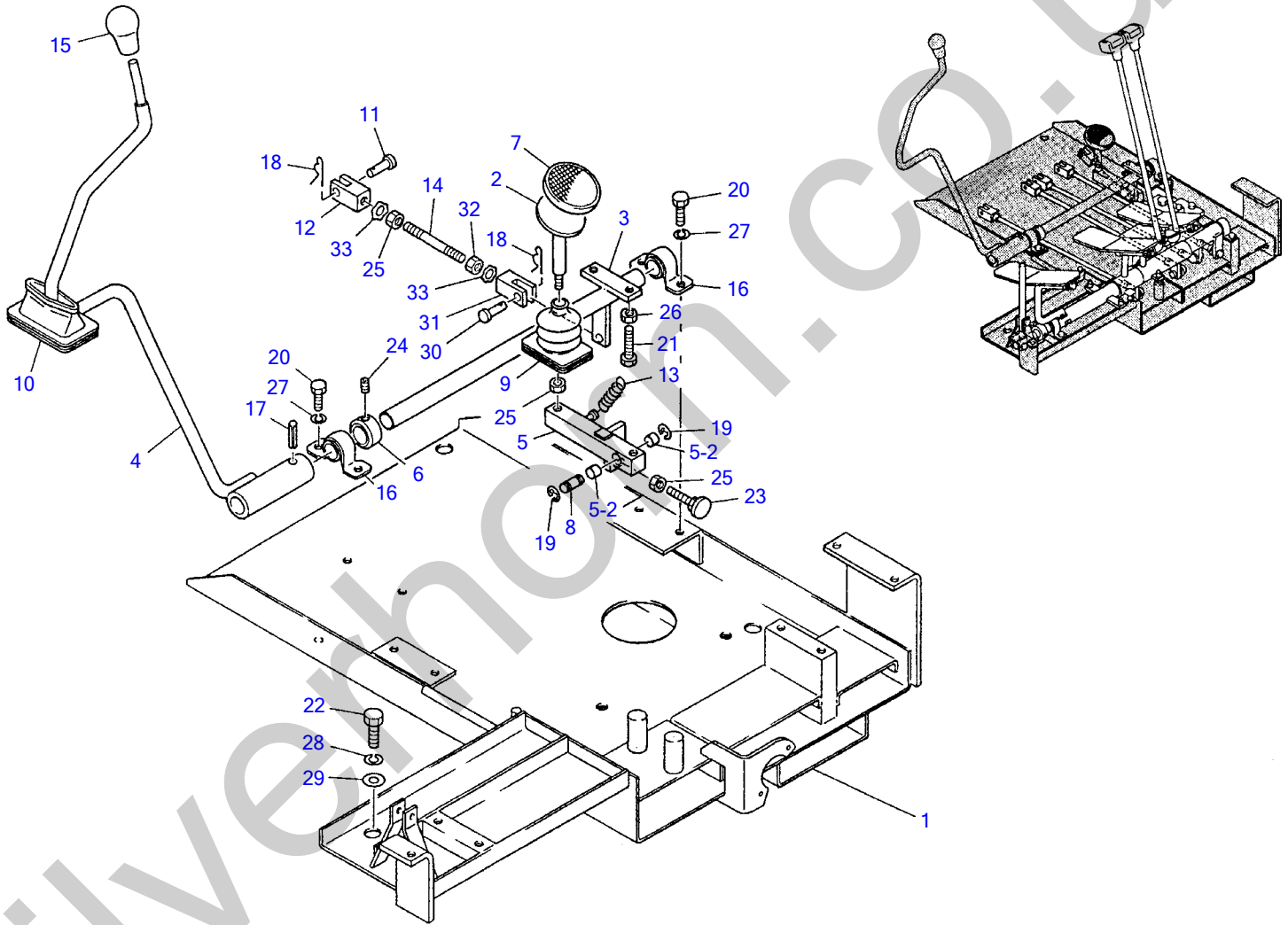


D3-15b-2-D



**SWING PEDAL & SWITCHING LEVER**

Item	Part number	Description	Q'ty	Chan.	Serial No.	Serv.	Remarks
1	0343225200	LEVER ASSY	1				
1-1	1333002015	• BUSHING	2				
2	0343225500	LEVER ASSY	1				
2-1	1333002015	• BUSHING	2				
3	0343225600	LEVER ASSY	1				
3-1	1333002015	• BUSHING	2				
4	0343225700	SHAFT	1				
5	0353220610	LEVER	1				
6	0353220710	BOLT	1				
7	0353221100	JOINT	1				
8	0353205032	SEAL, dust	1				
9	0393206900	PEDAL	1				
10	0463200700	COVER	1		1205001~1205318		
	0363214600	COVER	1	(H)	1205319~		
11	0433202200	BOOT	2		1205001~1205318		
	0363214700	BOOT	2	(H)	1205319~		
12	0004005117	PIN	2				
13	0005505033	YOKE	2		1205001~1205288		
	0005505032	YOKE	2	(H)	1205289~		
14	0005008400	ROD	1				
15	0005008395	ROD	1				
16	0093208300	WASHER	1				
17	1332002022	MINI-PILLOW	2				
18	1340000085	END, rod	1				
19	1340000080	END, rod	1				
20	1340300085	END, rod	1				
21	1213010830	PIN, spring	3				
22	1213010630	PIN, spring	1				
23	0004000006	PIN	2				
24	1214000006	PIN, snap	4				
25	1560011006	NIPPLE,grease	3				
26	1100040816	BOLT	4				
27	1100040625	BOLT	2				
28	1130040008	NUT	5				
29	1131540008	NUT	2				
30	1130040006	NUT	2				
31	1140020008	WASHER, spring	7				
32	1225000008	WASHER	4				
	D315b3L						

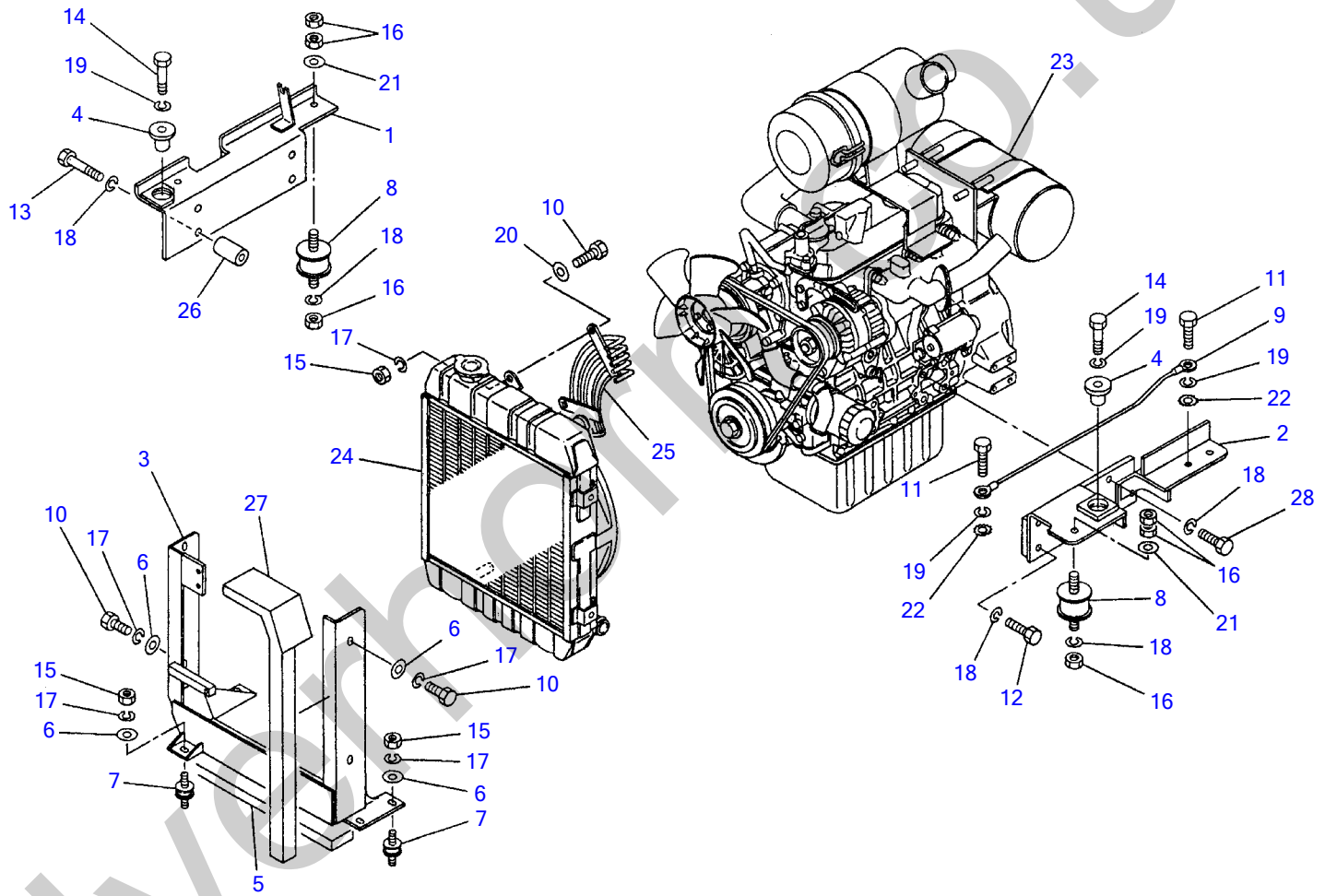


D3-16b-3-D

DOZER BLADE LEVER

Item	Part number	Description	Q'ty	Chan.	Serial No.	Serv.	Remarks
1	0343225100	BRACKET, lever	1		1205001~1205678		
	0343232100	BRACKET, lever	1		1205679~		
2	0433201600	PEDAL	1				
3	0343206600	SHAFT	1				
4	0343227100	LEVER	1				
5	0353211500	LEVER	1		1205001~1205312		
	0343230300	LEVER	1		1205313~		
5-2	1333001010	• BUSHING	2				
6	0163209400	STOPPER	1				
7	0143264800	COVER	1				
8	0004210033	SHAFT	1				
9	0433202200	BOOT	1		1205001~1205318		
	0363214700	BOOT	1	(H)	1205319~		
10	0433207800	BOOT	1		1205001~1205318		
	0363214500	BOOT	1	(H)	1205319~		
11	0004005117	PIN	1				
12	0005505033	YOKE	1	(L)	1205001~1205288		
	0005505032	YOKE	1	(H)	1205289~		
13	0143283500	SPRING	1				
14	0005008100	ROD	1				
15	1650153655	GRIP	1				
16	1332002022	MINI-PILLOW	2				
17	1213010830	PIN, spring	1				
18	1214000006	PIN, snap	2				
19	1224010008	E-RING	2				
20	1100040816	BOLT	4				
21	1100040625	BOLT	2				
22	1100041020	BOLT	5				
23	0343229200	BOLT	1				
24	1121040808	SET-SCREW	1				
25	1130040008	NUT	2				
26	1130040006	NUT	2				
27	1140020008	WASHER, spring	4				
28	1140020010	WASHER, spring	5				
29	0003600025	WASHER	5				
30	0004106017	PIN	1		1205001~1205288		
	0004106017	PIN	1		1205289~		
31	0005606031	YOKE	1				
32	1131540008	NUT	1				
33	1225000008	WASHER	2				

D316b4L



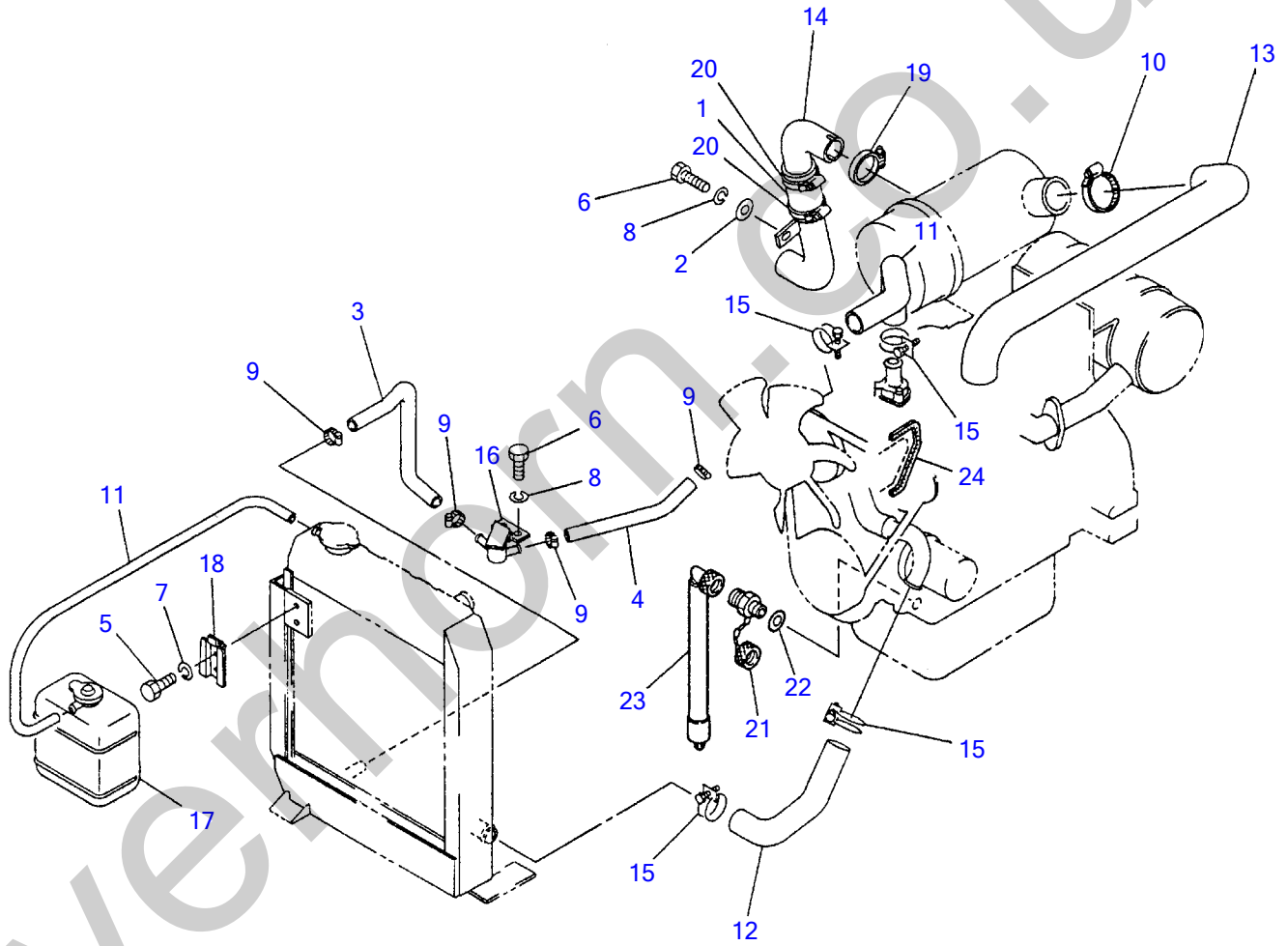
D3-18a-1-D

**ENGINE & ACCESSORIES 1**

Item	Part number	Description	Q'ty	Chan.	Serial No.	Serv.	Remarks
1	0344002100	FOOT, engine (R.H.)	1				
2	0344002200	FOOT, engine (L.H.)	1				
3	0344002300	BRACKET	1				
4	0344002400	STOPPER	2				
5	0344002500	ABSORBENT	1				
6	0003608252	WASHER	8				
7	1651014003	RUBBER, cushion	4				
8	1651014008	RUBBER, cushion	4				
9	1702430280	CABLE, earth	1				
10	1100040816	BOLT	6				
11	1100041016	BOLT	2				
12	1101041035	BOLT	3				
13	1101041080	BOLT	4				
14	1101041455	BOLT	2				
15	1130040008	NUT	6				
16	1130040010	NUT	12				
17	1140020008	WASHER, spring	10				
18	1140020010	WASHER, spring	12				
19	1140020014	WASHER, spring	4				
20	1140010008	WASHER	2				
21	1141550010	WASHER	4				
22	1140330010	WASHER	2				
23	1910093001	ENGINE	1				↳ D1105B
24	1910093002	RADIATOR	1				↳ 17525-7206-0
25	0344002900	GUARD, fun	1				
26	0344002700	SPACER	4				
27	0344002800	ABSORBENT	1				
28	1101041030	BOLT	1				

D318a4L

Silverhorn.CO.UK



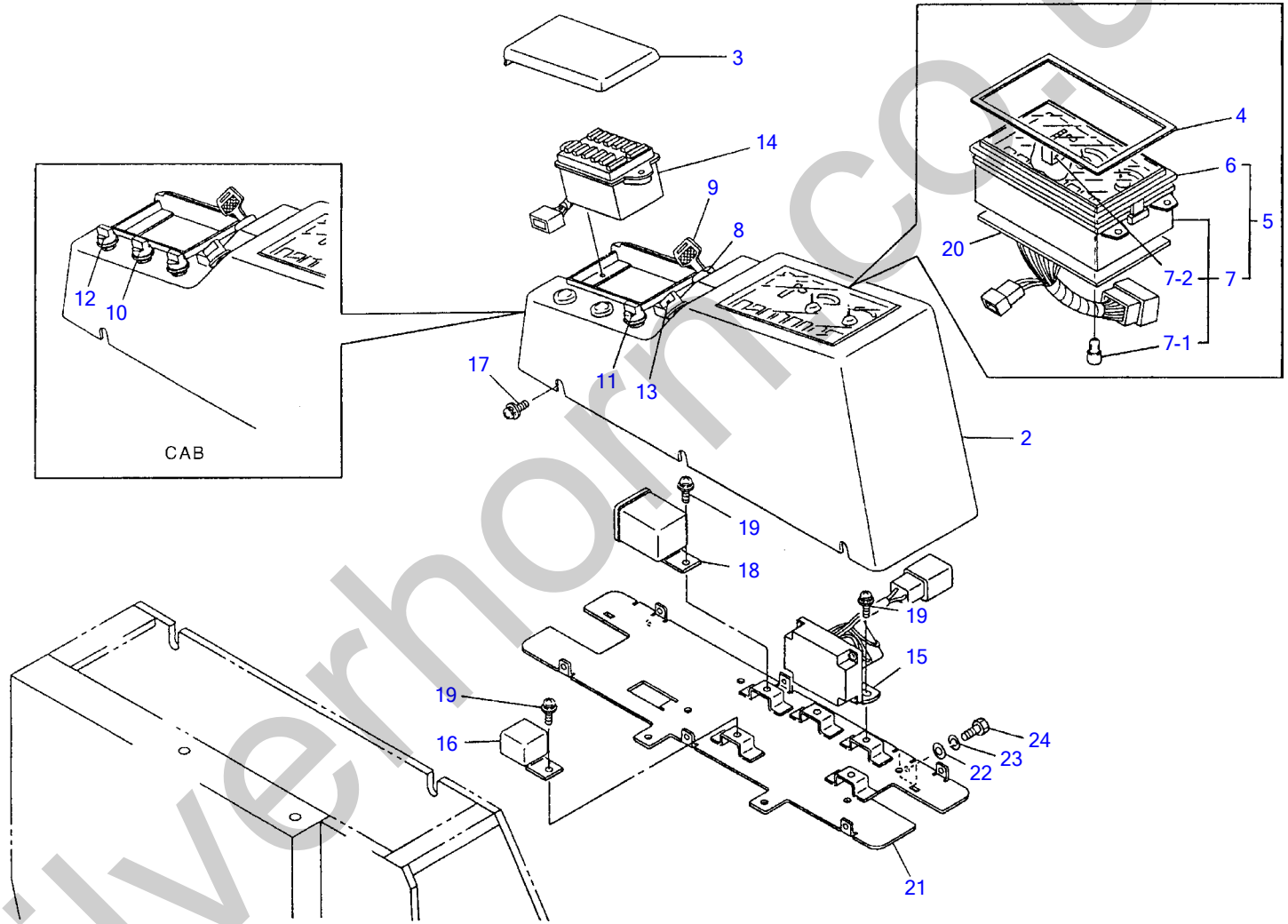
D3-19a-2-D

**ENGINE & ACCESSORIES 2**

Item	Part number	Description	Q'ty	Chan.	Serial No.	Serv.	Remarks
1	0344002600	ABSORBENT	1				
2	0003608252	WASHER	1				
3	1911501830	HOSE	1				sold by the meter
4	1911501842	HOSE	1				sold by the meter
5	1100040612	BOLT	2				
6	1100040816	BOLT	3				
7	1140020006	WASHER, spring	2				
8	1140020008	WASHER, spring	3				
9	1911500500	BAND	4				IPÀ 90038-11115-0
10	1533700060	BAND	1				IPÀ 15221-1172-0
11	1910093011	HOSE	1				IPÀ 17525-7294-0
12	1910093012	HOSE	1				IPÀ 17525-7285-0
13	1910093013	HOSE	1				IPÀ 17525-1162-0
14	1910093024	PIPE	1				IPÀ 17525-1241-0
15	1910093015	BAND	4				IPÀ 36200-8272-0
16	1910093037	DRAIN	1				IPÀ 15706-7311-0
17	1910093050	TANK	1				IPÀ 15531-7240-2
18	1910093051	BRACKET	1				IPÀ 11982-7246-0
19	1910093053	BAND	1				IPÀ 66711-5442-0
20	1533700051	BAND	2				
21	1554501225	PLUG	1				for EU
22	1541400712	WASHER	1				for EU
23	1554512201	TUBE	1				for EU
24	1653917015	TRIM	1				sold by the meter

D319a5L

Silverhorn.co.uk



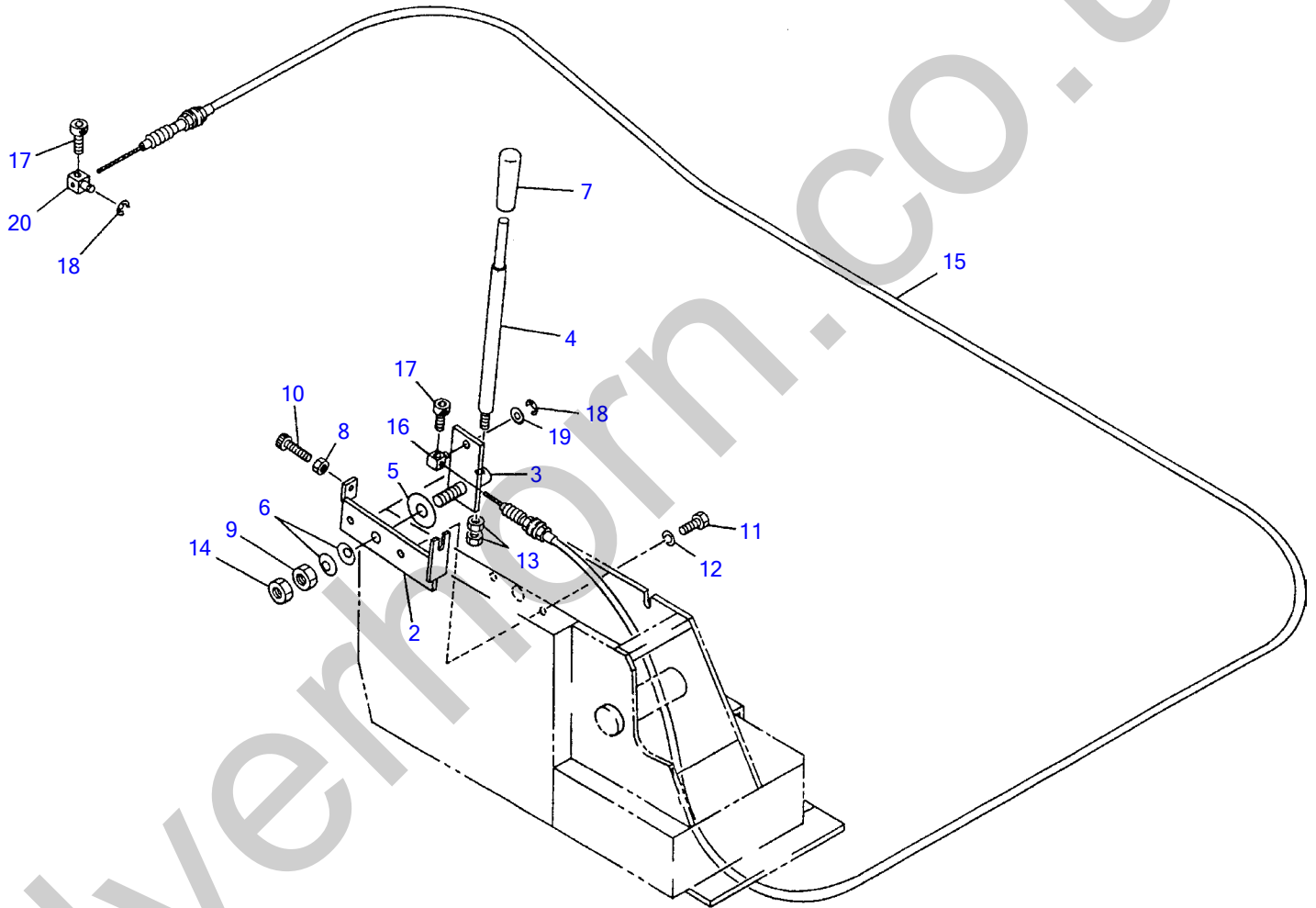
D3-20a-5-D



**CONTROL BOX**

Item	Part number	Description	Q'ty	Chan.	Serial No.	Serv.	Remarks
1	1730140260	INSTRUMENT PANEL	1		1205001~1205296		
	1730140370	INSTRUMENT PANEL	1	(H)	1205297~		
	9730140372	INSTRUMENT PANEL	1				cab
2	1730140171	• PANEL	1				
3	1730140172	• COVER	1				
4	1730140173	• GASKET	1				
5	1730145260	• GAUGE ASSY, cluster	1				11020-KW9400
6	1730140174	• • COVER, front	1				
7	1730140175	• • HOUSING	1				
7-1	1730140216	• • • BULB	11				12V, 2W
7-2	1730100400	• • • METER, hour	1				
8	1700100018	• SWITCH, starter	1		1205001~1205296		
	1700100023	• SWITCH, starter	1	(H)	1205297~		
9	1700100019	• KEY	1				
10	1704300007	• SWITCH, wiper	1				cab
11	1701000600	• SWITCH, light	1				
12	1911503400	• SWITCH, heater	1				cab
13	1700100017	• SWITCH, flasher	1				
14	1701201500	• BOX, fuse	1				
15	1910080106	• RELAY, safety	1				Y129136-77100
16	1711900028	• RELAY	1				
	1711900042	• RELAY	1	(H)	old type new type		ACA3213
17	1122500415	• SCREW	6				
18	1711900029	• UNIT, flasher	1				
19	1122500610	• SCREW	4				
20	1730140178	• CIRCUIT ASSY	1				
21	1730140179	• PLATE ASSY	1				
22	1141190006	WASHER	4				
23	1140090006	WASHER, spring	4				
24	1100090616	BOLT	4				

D320a5L



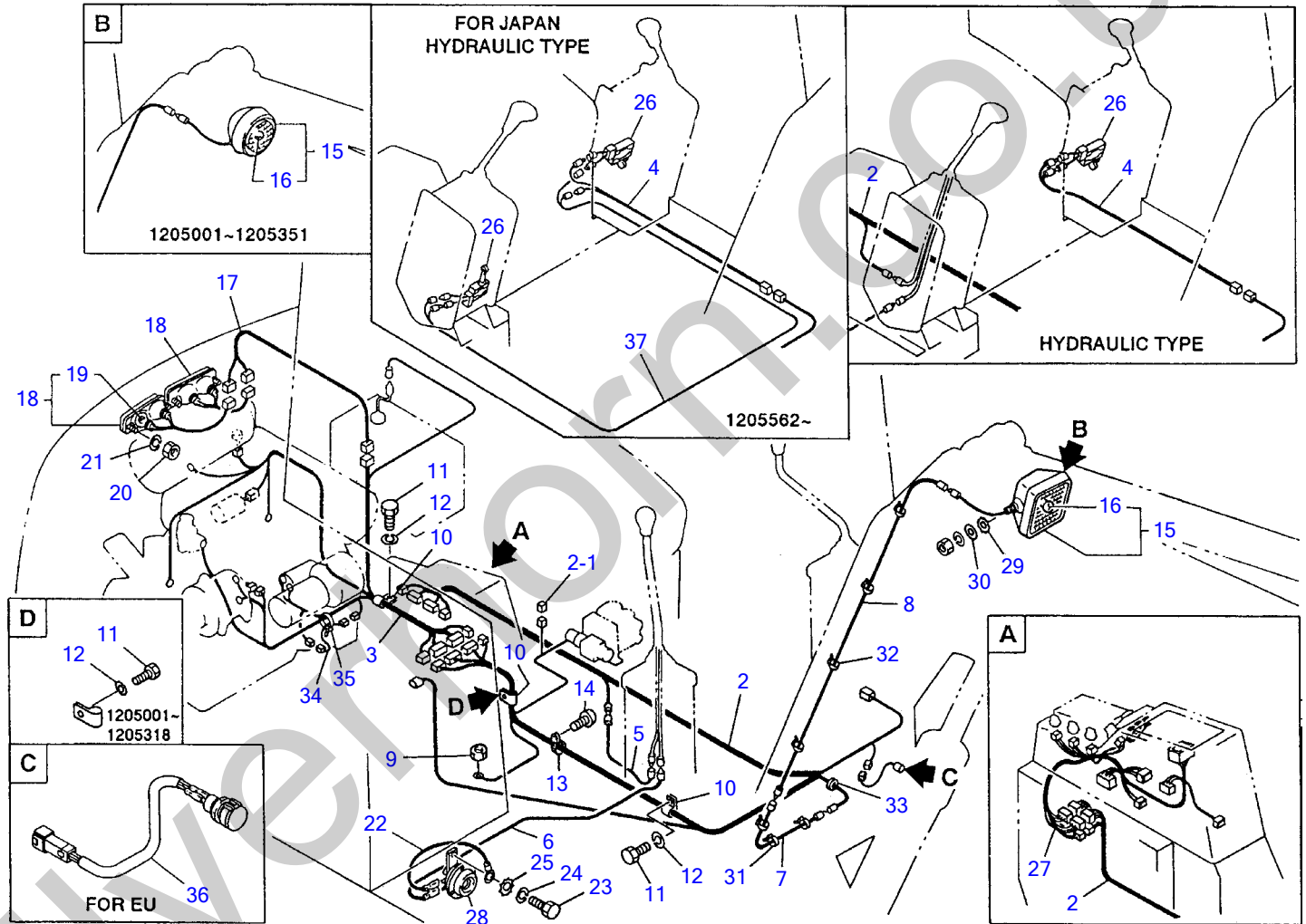
D3-21a-3-D

**ENGINE CONTROL**

Item	Part number	Description	Q'ty	Chan.	Serial No.	Serv.	Remarks
1	<b>0344190010</b>	CONTROL ASSY, engine	1				
2	<b>0344100100</b>	• PLATE	1				
3	<b>0364110200</b>	• LEVER	1				
4	<b>0364110100</b>	• SHAFT	1				
5	<b>0344100400</b>	• WASHER	1				
6	<b>1225110014</b>	• SPRING, conical	2				
7	<b>1650132050</b>	• GRIP	1				
8	<b>1130040008</b>	• NUT	1				
9	<b>1130540014</b>	• NUT	1				
10	<b>1121040835</b>	• SCREW, cap	1				
11	<b>1100041030</b>	• BOLT	2				
12	<b>1140020010</b>	• WASHER, spring	2				
13	<b>1130140010</b>	• NUT	2				
14	<b>1130640014</b>	• NUT	1				
15	<b>0344101100</b>	WIRE	1				
16	<b>0007900020</b>	PIN	1				
17	<b>1110040510</b>	BOLT	2				
18	<b>1224010006</b>	E-RING	2				
19	<b>1141110008</b>	WASHER	1				
20	<b>0007900032</b>	PIN	1				

D321a3L

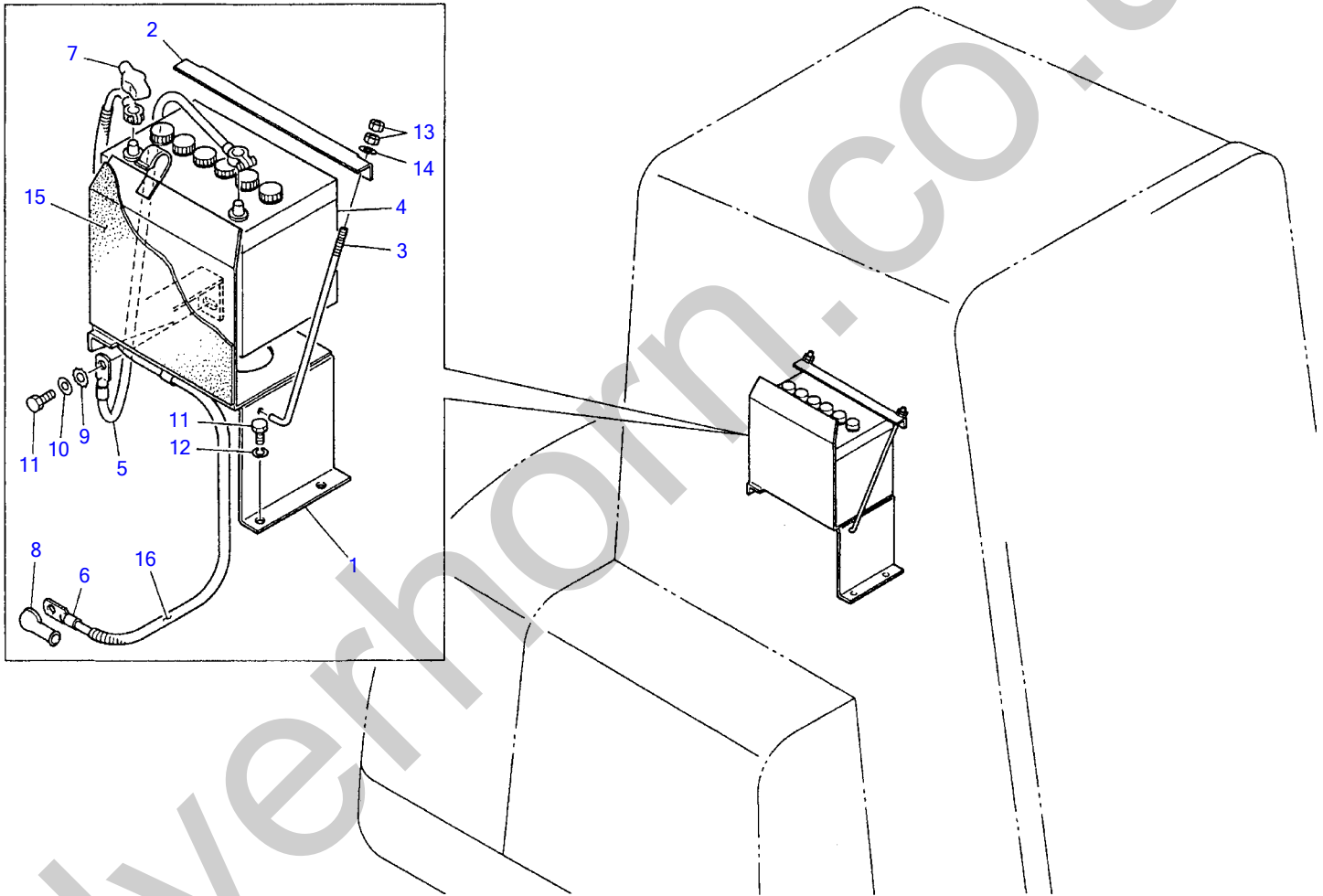
Silverhorn.CO.UK



D3-22a-4-D

## ELECTRICAL 1

Item	Part number	Description	Q'ty	Chan.	Serial No.	Serv.	Remarks
1	0344290000	HARNESS ASSY, wiring	1		1205001~1205456		
	0344290010	HARNESS ASSY, wiring	1		1205457~		
2	0344201100	· HARNESS, wiring	1		1205001~1205456		
	0344203100	· HARNESS, wiring	1		1205457~		
2-1	1730500008	· · DIODE	1		1205457~		
3	0344201200	· HARNESS, wiring	1		1205001~1205456		
3-1	0344203200	· HARNESS, wiring	1		1205457~		
4	0354202300	HARNESS, wiring	1				hydraulic type
5	0434200900	WIRE	1				link type
6	0354202400	WIRE	1				
7	0434200500	WIRE	1				
8	0434200600	WIRE	1		1205001~1205351		
	0436011100	WIRE	1	(H)	1205352~		
9	1130040010	NUT	1				
10	0007300001	CLAMP	2				hydraulic type
	0007300001	CLAMP	3				link type
11	1100040812	BOLT	2		1205001~1205318		
	1100040812	BOLT	1		1205319~1205456		
	1100040812	BOLT	2		1205457~		link type
	1100040812	BOLT	1		1205457~		hydraulic type
12	1140020008	WASHER, spring	2		1205001~1205318		
	1140020008	WASHER, spring	1		1205319~1205456		
	1140020008	WASHER, spring	2		1205457~		link type
	1140020008	WASHER, spring	1		1205457~		hydraulic type
13	1652221051	BAND	1				
14	1120530512	SCREW	1				
15	1703002500	LAMP ASSY	1		1205001~1205351		
	1703002700	LAMP ASSY	1		1205352~		
16	1703002508	· BULB	1		1205001~1205351		
	1703002706	· BULB	1		1205352~		
17	0348201120	HARNESS, wiring	1				
18	1703002000	LAMP ASSY	1				
19	1703002003	· BULB	1				
20	1130030004	NUT	2				
21	1140020004	WASHER, spring	2				
22	0424200700	WIRE	1				
23	1100040816	BOLT	1				
24	1140020008	WASHER, spring	1				
25	1140330008	WASHER	1				
26	1700003504	SWITCH, limit	1		1205001~1205342		hydraulic type
	1700003540	SWITCH, limit	1		1205343~		hydraulic type
	1700003504	SWITCH, limit	2		1205562~		for Japan
27	1730140264	HARNESS, wiring	1				
28	1703500612	HORN	1				
29	1140330012	WASHER	1		1205352~		
30	1141110012	WASHER	1		1205352~		
31	1652201005	BAND	3				
32	1652200005	BAND	4				
33	1652041130	GROMMET	1				
34	0494200800	LINK, fusible	1				
35	1652231250	BAND	1				
36	0394203400	SOCKET ASSY	1				for EU
37	0354206100	HARNESS, wiring	1		1205562~		for Japan
	D322a5L						

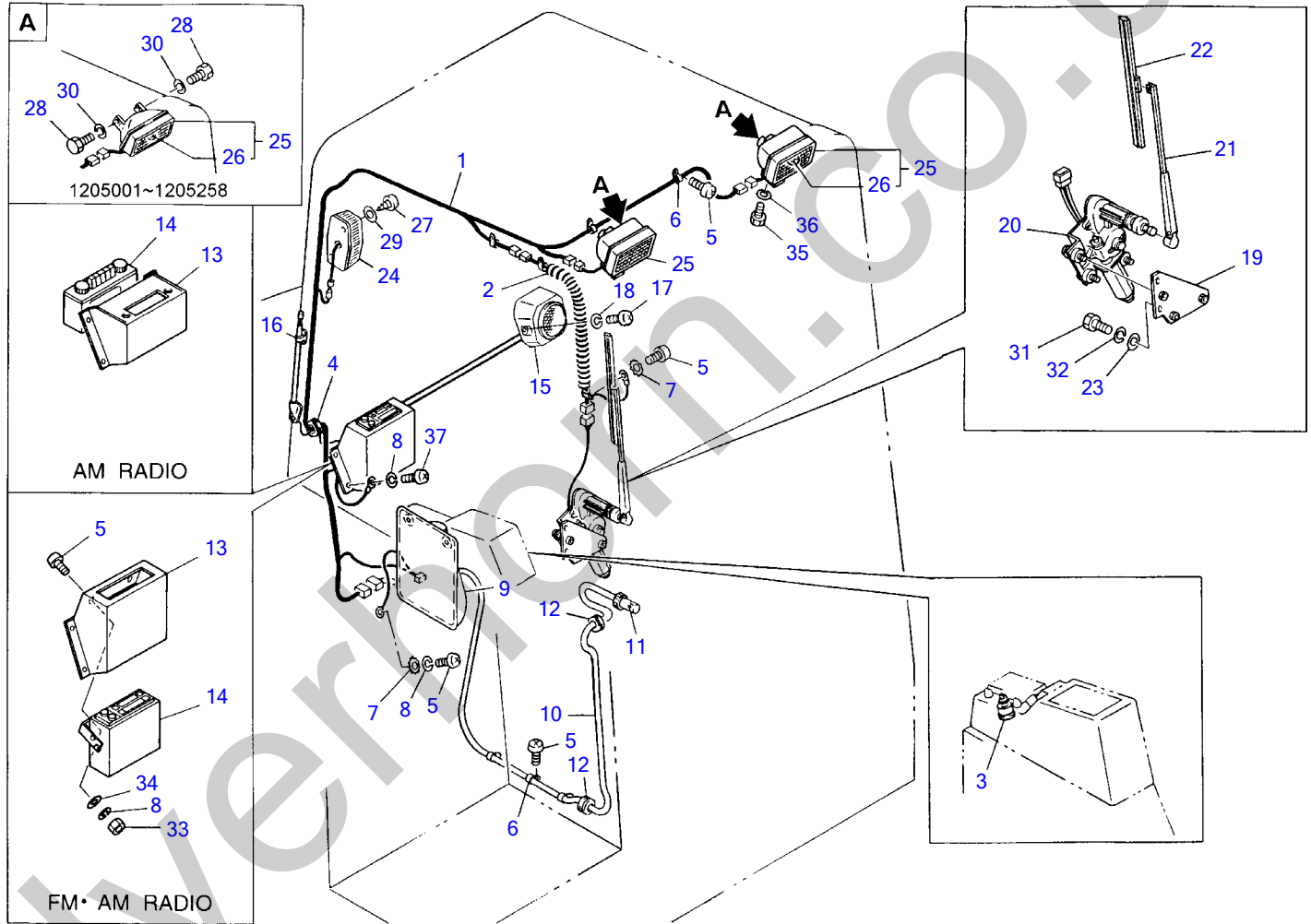


D3-22b-3-D

**ELECTRICAL 2**

Item	Part number	Description	Q'ty	Chan.	Serial No.	Serv.	Remarks
1	0344401100	BRACKET	1				
2	0434402100	HOLDER	1				
3	1702106270	BOLT	2				
4	1702000110	BATTERY	1				
5	1702230062	CABLE, earth	1				
6	1702730100	CABLE, battery	1				
7	1702910006	COVER	1				
8	1910007119	COVER	1				
9	1140330010	WASHER	1				
10	1141110010	WASHER	1				
11	1100041016	BOLT	4				
12	1140020010	WASHER, spring	3				
13	1130040006	NUT	4				
14	1141110006	WASHER	2				
15	0344401200	ABSORBENT	1		1205352~		
16	1703211390	PROTECTOR	1				sold by the meter
	D322b3L						

Silverhorn.CO.UK



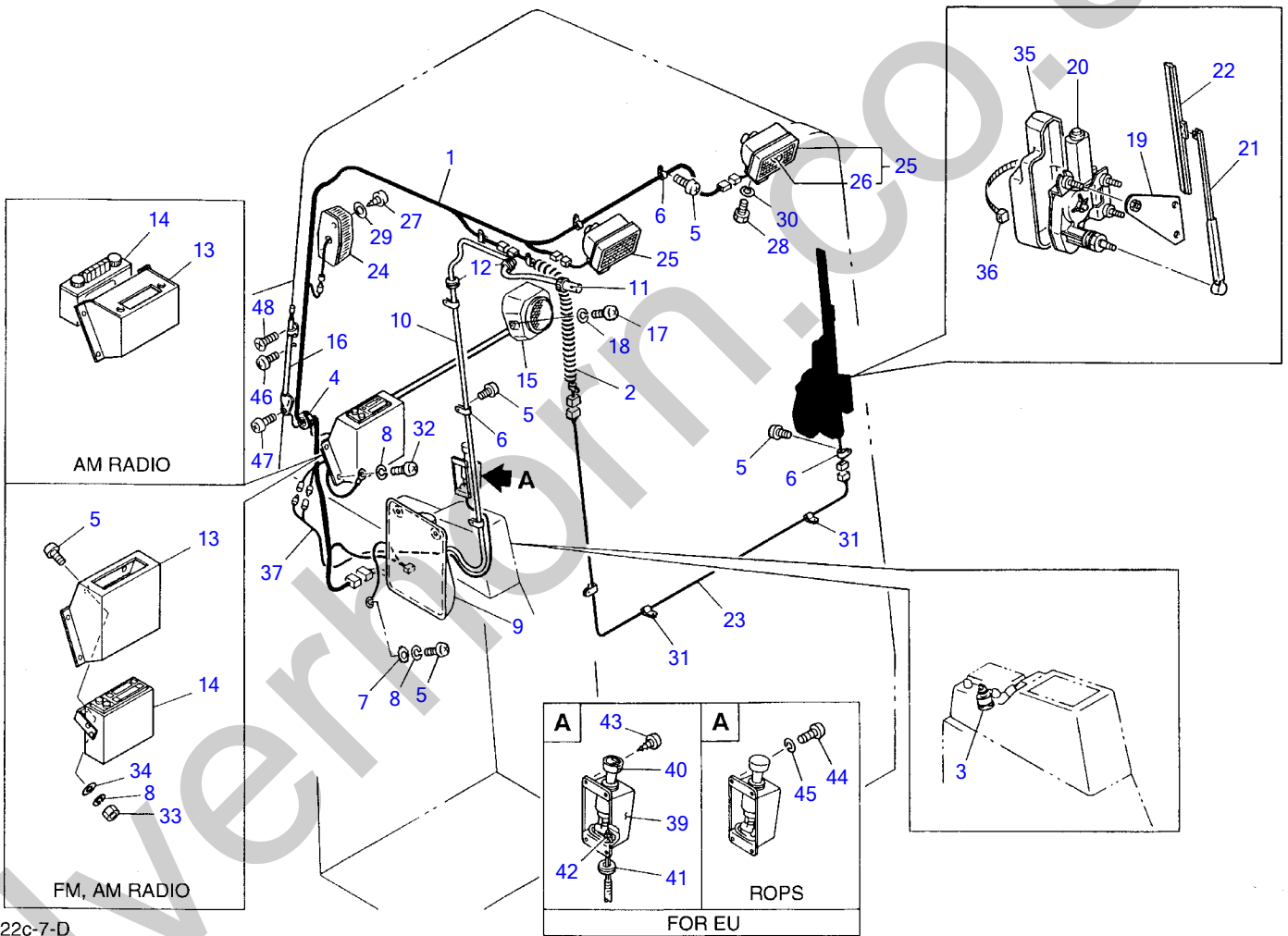
K2-22c-3-D



**ELECTRICAL 3**

Item	Part number	Description	Q'ty	Chan.	Serial No.	Serv.	Remarks
1	0398802100	HARNES, wiring	1				
2	0398802200	HARNES, wiring	1				
3	1704300007	SWITCH, wiper	1				
4	1652002202	GROMMET	1				
5	1120590512	SCREW	10				
6	1652221050	BAND	9				
7	1140330005	WASHER	1				
8	1140090005	WASHER, spring	5				
9	1711910021	CASE	1				
10	1711910023	HOSE	1				sold by the meter
11	1711910040	NOZZLE	1				
12	1652001002	GROMMET	2				
13	0394701100	COVER	1				AM radio
	0394703100	COVER	1				FM≠AM radio
14	1705015701	RADIO	1				AM radio
	1705015801	RADIO	1				FM≠AM radio
15	1705015702	SPEAKER	1				
16	1705015602	ANTENNA	1				
17	1120590416	SCREW	2				
18	1140090004	WASHER, spring	2				
19	0398612300	BRACKET	1				
20	1704051212	MOTOR, wiper	1				
21	1704140350	ARM, wiper	1				
22	1704206400	BLADE, wiper	1				
23	1141110006	WASHER	2				
24	1703001700	LAMP ASSY	1				
25	1703002200	LAMP ASSY	2		1205001~1205258		
	1703001900	LAMP ASSY	2		1205259~		
26	1703002201	• BULB	1		1205001~1205258		
	1703001901	• BULB	1		1205259~		
27	1122500408	SCREW	2				
28	1100040620	BOLT	4		1205001~1205258		
29	1141110004	WASHER	2				
30	1140020006	WASHER, spring	4		1205001~1205258		
31	1100040615	BOLT	2				
32	1140020006	WASHER, spring	2				
33	1130030005	NUT	2				
34	1141190005	WASHER	2				
35	1100090812	BOLT	2		1205259~		
36	1140090008	WASHER, spring	2		1205259~		
37	1120590516	SCREW	4				

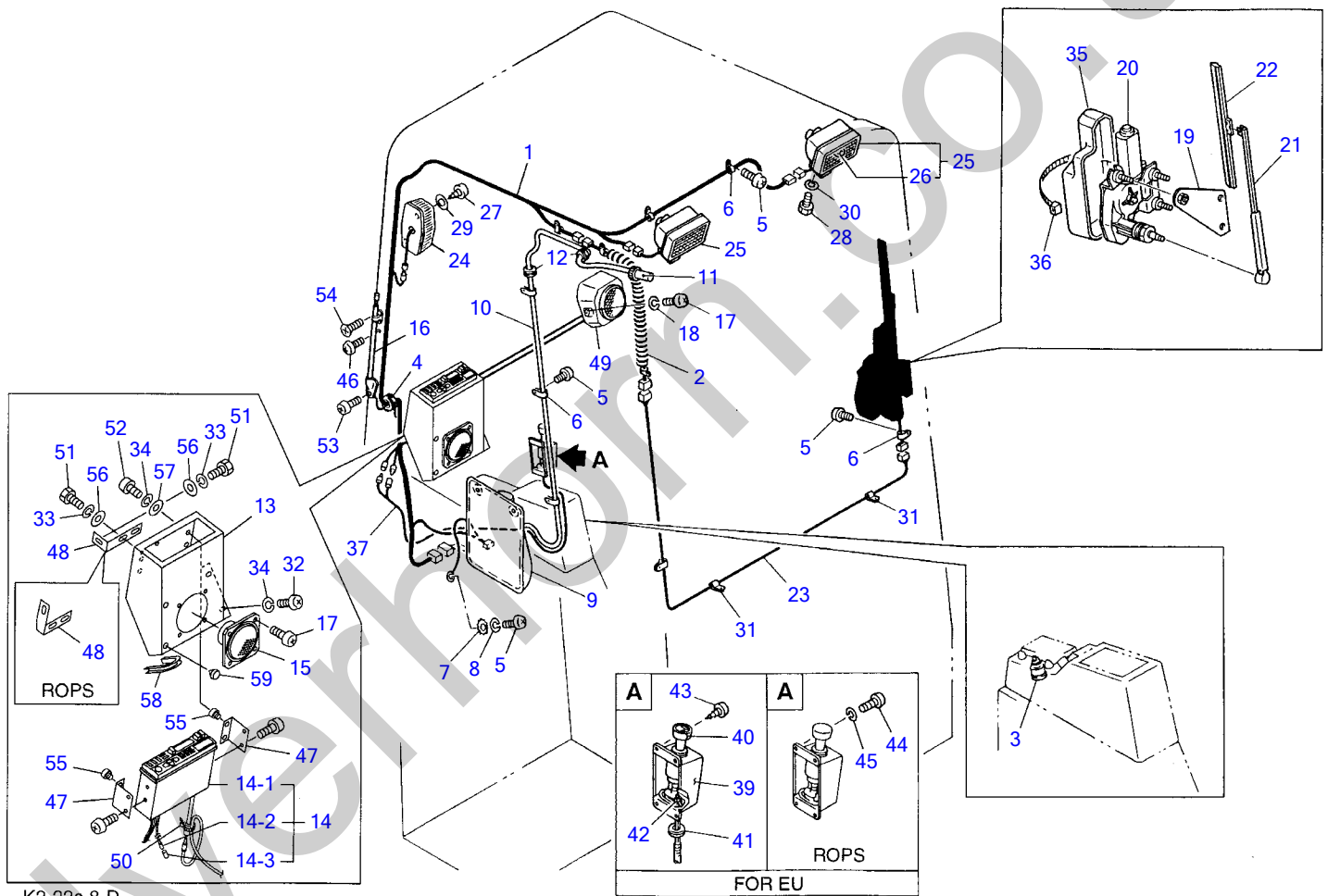
K222c4L



K2-22c-7-D

## ELECTRICAL 3

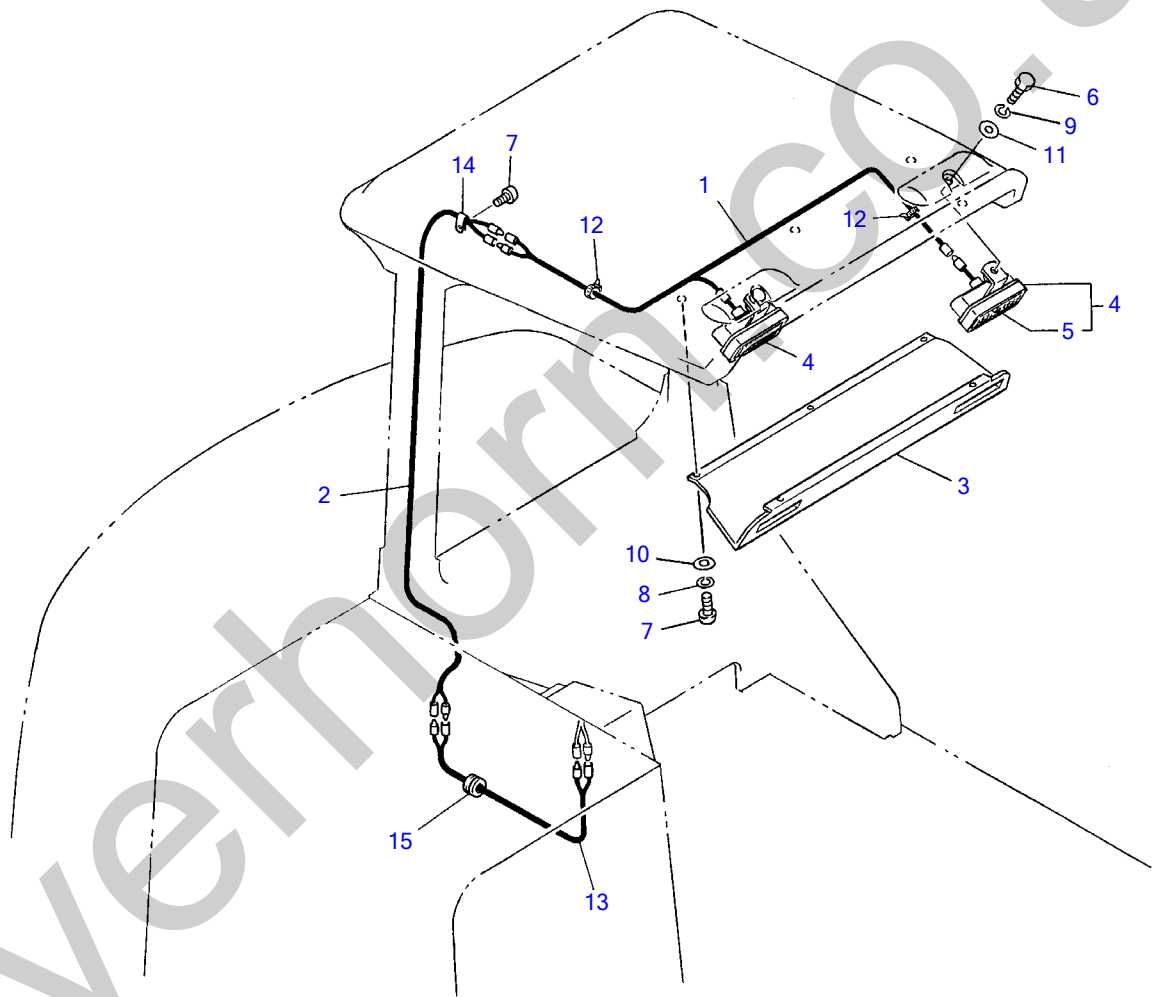
Item	Part number	Description	Q'ty	Chan.	Serial No.	Serv.	Remarks
1	0398802100	HARNES, wiring	1		old type		
	0398804100	HARNES, wiring	1		new type		
2	0398802200	HARNES, wiring	1				
3	1704300007	SWITCH, wiper	1				
4	1652002202	GROMMET	1				
5	1120590512	SCREW	12				
6	1652221050	BAND	11				
7	1140330005	WASHER	1				
8	1140090005	WASHER, spring	5				
9	1711910021	CASE	1		old type		
	1711910012	CASE	1		new type		
10	1711910023	HOSE	1		old type		sold by the meter
	1711910013	HOSE	1		new type		sold by the meter
11	1711910040	NOZZLE	1				
12	1652001002	GROMMET	2				
13	0394701100	COVER	1				AM radio
	0394703100	COVER	1				FM≠AM radio
14	1705015701	RADIO	1				AM radio
	1705015801	RADIO	1				FM≠AM radio
15	1705015702	SPEAKER	1				
16	1705015602	ANTENNA	1	(L)	old type		
	1705001980	ANTENNA	1		new type		
17	1120590416	SCREW	2				
18	1140090004	WASHER, spring	2				
19	0438601330	BRACKET	1				
20	1704051212	MOTOR, wiper	1				
21	1704140350	ARM, wiper	1				
22	1704206400	BLADE, wiper	1				
23	0398803100	HARNES, wiring	1				
24	1703001700	LAMP ASSY	1				
25	1703001900	LAMP ASSY	2				
26	1703001901	• BULB	1				
27	1122500408	SCREW	2				
28	1100090812	BOLT	2				
29	1141110004	WASHER	2				
30	1140020008	WASHER, spring	2				
31	1652400007	CLAMP	2				
32	1120590516	SCREW	4				
33	1130030005	NUT	2				
34	1141190005	WASHER	2				
35	1704400001	COVER	1				
36	1652221050	BAND	1				
37	0394204100	HARNES, wiring	1				for EU
38	0394204200	LIGHTER ASSY	1				for EU
39	0394204210	• BRACKET	1				for EU
40	1711900059	• LIGHTER	1				for EU
41	1652051600	• GROMMET	1				for EU
42	1652201004	• BAND	1				for EU
43	1122500408	SCREW	4				for EU
44	1120590408	SCREW	4				for EU, ROPS
45	1140090004	WASHER, spring	4				for EU, ROPS
46	1120530406	SCREW	1		new type		
47	1120530416	SCREW	1				
48	1120730416	SCREW	1				
	K222c8L						



K2-22c-8-D

## ELECTRICAL 3

Item	Part number	Description	Q'ty	Chan.	Serial No.	Serv.	Remarks
1	0398804100	HARNES, wiring	1				
2	0398802200	HARNES, wiring	1				
3	1704300007	SWITCH, wiper	1				
4	1652002202	GROMMET	1				
5	1120590512	SCREW	10				
6	1652221050	BAND	11				
7	1140330005	WASHER	1				
8	1140020005	WASHER, spring	1				
9	1711910012	CASE	1				
10	1711910013	HOSE	1				sold by the meter
11	1711910040	NOZZLE	1				
12	1652001002	GROMMET	2				
13	0394705100	COVER	1				
14	X 0334704200	CASSETTE STEREO ASSY	1				for EC
	X 0334704300	CASSETTE STEREO ASSY	1				for U.S.A.
	X 0334704400	CASSETTE STEREO ASSY	1				for JAPAN
14-1	1705003600	· CASSETTE STEREO	1				for EC
	1705003700	· CASSETTE STEREO	1				for U.S.A.
	1705003800	· CASSETTE STEREO	1				for JAPAN
14-2	1702700002	· SOCKET	1				
14-3	1702700004	· SLEEV	1				
15	1705015703	SPEAKER	1				
16	1705001980	ANTENNA	1				
17	1120590416	SCREW	6				
18	1140090004	WASHER, spring	2				
19	0438601330	BRACKET	1				
20	1704051212	MOTOR, wiper	1				
21	1704140350	ARM, wiper	1				
22	1704206400	BLADE, wiper	1				
23	0398803100	HARNES, wiring	1				
24	1703001700	LAMP ASSY	1				
25	1703001900	LAMP ASSY	2				
26	1703001901	· BULB	1				
27	1122500408	SCREW	2				
28	1100090812	BOLT	2				
29	1141110004	WASHER	2				
30	1140020008	WASHER, spring	2				
31	1652400007	CLAMP	2				
32	1120530516	SCREW	4				
33	1140020006	WASHER, spring	3				
34	1140020005	WASHER, spring	8				
35	1704400001	COVER	1				
36	1652221050	BAND	1				
37	0394204100	HARNES, wiring	1				for EU
38	0394204200	LIGHTER ASSY	1				for EU
39	0394204210	· BRACKET	1				for EU
40	1711900059	· LIGHTER	1				for EU
41	1652051600	· GROMMET	1				for EU
42	1652201004	· BAND	1				for EU
43	1122500408	SCREW	4				for EU
44	1120590408	SCREW	4				for EU, ROPS
45	1140090004	WASHER, spring	4				for EU, ROPS
46	1120530406	SCREW	1				
47	0394705010	BRACKET	2				
48	0394705020	STAY	1				
	0394708010	STAY	1				ROPS
49	1705015702	SPEAKER	1				
50	1652231100	BAND	1				
51	1100030616	BOLT	3				
52	1120530520	SCREW	4				
53	1120530416	SCREW	1				
54	1120730416	SCREW	1				
55	1652520005	RUBBER, cushion	4				
56	1141110006	WASHER	3				
57	1141110005	WASHER	4				
58	1653917007	TRIM	1				sold by the meter
59	1652533020	CAP	2				
	K222c9L						

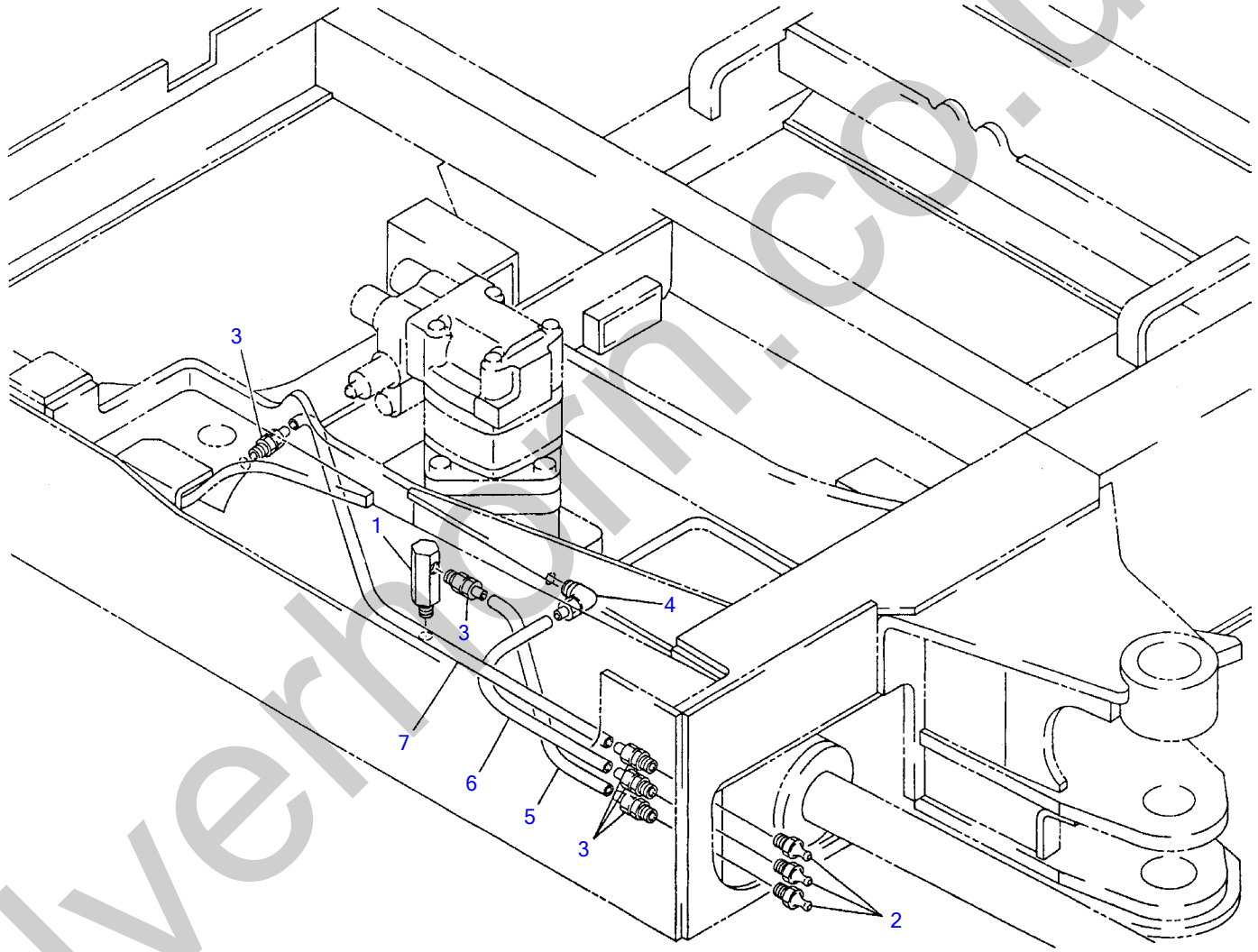


E3-22d-3-D

**ELECTRICAL 4**

Item	Part number	Description	Q'ty	Chan.	Serial No.	Serv.	Remarks
1	<b>0358402400</b>	HARNESS, wiring	1		old type		
	<b>0358407100</b>	HARNESS, wiring	1	(H)	new type		
2	<b>0358402500</b>	HARNESS, wiring	1		old type		
	<b>0358407200</b>	HARNESS, wiring	1	(H)	new type		
3	<b>0358402700</b>	COVER	1				
4	<b>1703001900</b>	LAMP ASSY	2				
5	<b>1703001901</b>	· BULB	1				
6	<b>1100040825</b>	BOLT	2				
7	<b>1120590512</b>	SCREW	5		old type		
	<b>1120590512</b>	SCREW	6		new type		
8	<b>1140090005</b>	WASHER, spring	5				
9	<b>1140020008</b>	WASHER, spring	2				
10	<b>1141190005</b>	WASHER	5				
11	<b>1141110008</b>	WASHER	2				
12	<b>1652200004</b>	BAND	2				
13	<b>0358407300</b>	HARNESS, wiring	1		new type		
14	<b>1652221051</b>	BAND	1		new type		
15	<b>1652001002</b>	GROMMET	1				
	<b>E322d4L</b>						

Silverhorn.CO.UK



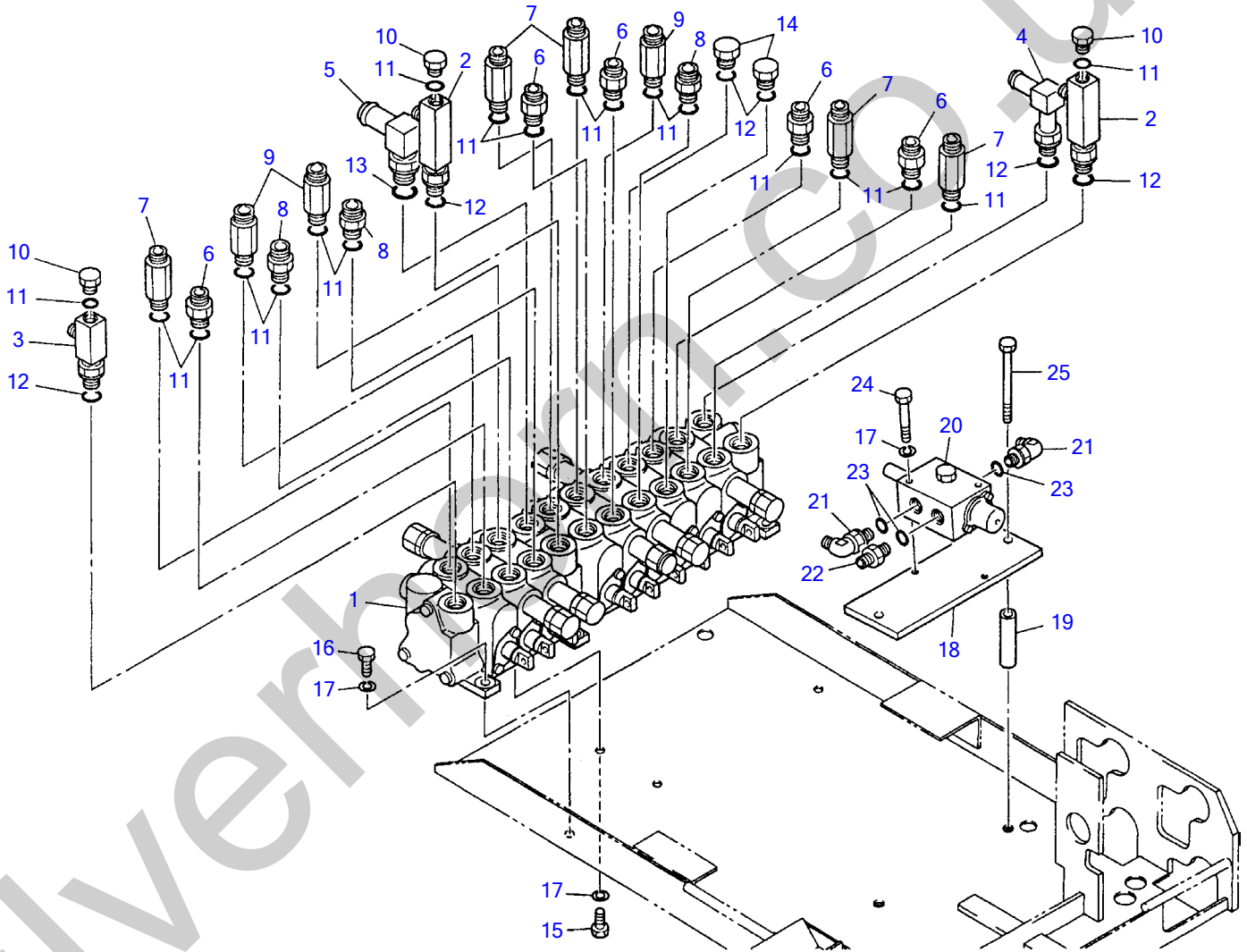
D3-23a-0-D



**GREASE PIPING**

Item	Part number	Description	Q'ty	Chan.	Serial No.	Serv.	Remarks
1	0007262005	ELBOW	1				
2	1560001000	NIPPLE, grease	3				
3	1532520601	ADAPTOR	5				
4	1532620601	ELBOW	1				
5	1532020645	TUBE	1				sold by the meter
6	1532020668	TUBE	1				sold by the meter
7	1532020690	TUBE	1				sold by the meter
	D323a2L						

Silverhorn.CO.UK



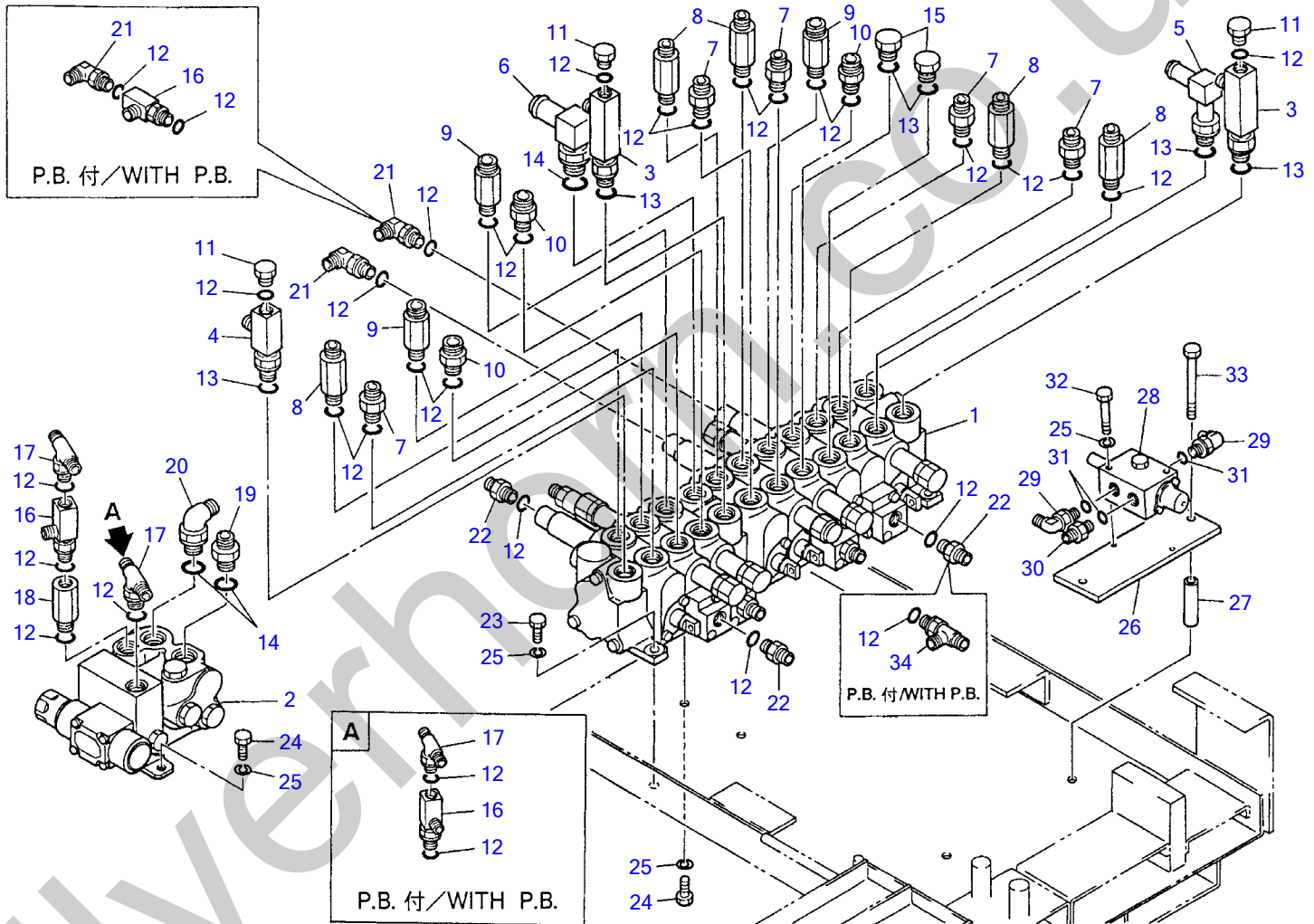
D3-24a-1-D

**VALVE & ACCESSORIES**

Item	Part number	Description	Q'ty	Chan.	Serial No.	Serv.	Remarks
1	<b>1901028300</b>	VALVE ASSY, control	1		1205001~1205606		
	<b>1901034100</b>	VALVE ASSY, control	1	(H)	1205607~		
2	<b>1512340010</b>	ELBOW	2				
3	<b>1512340009</b>	ELBOW	1				
4	<b>1513350001</b>	ELBOW	1				
5	<b>1513350006</b>	ELBOW	1				
6	<b>0007203015</b>	ADAPTOR	5				
7	<b>0007203022</b>	ADAPTOR	5				
8	<b>1515600571</b>	ADAPTOR	3				
9	<b>0007203028</b>	ADAPTOR	3				
10	<b>1501750002</b>	PLUG	3				
11	<b>1420010110</b>	O-RING	19				
12	<b>1420010140</b>	O-RING	6				
13	<b>1420010180</b>	O-RING	1				
14	<b>1501750003</b>	PLUG	2				
15	<b>1100040816</b>	BOLT	1				
16	<b>1100040825</b>	BOLT	3				
17	<b>1140020008</b>	WASHER, spring	6				
18	<b>0343206900</b>	BRACKET, valve	1				
19	<b>0343207000</b>	PIPE	2				
20	<b>1901720300</b>	VALVE, shut off	1				
21	<b>1515010040</b>	ELBOW	2				
22	<b>1515600200</b>	ADAPTOR	1				
23	<b>1420010110</b>	O-RING	3				
24	<b>1100040850</b>	BOLT	2				
25	<b>1100041090</b>	BOLT	2				

D324a3L

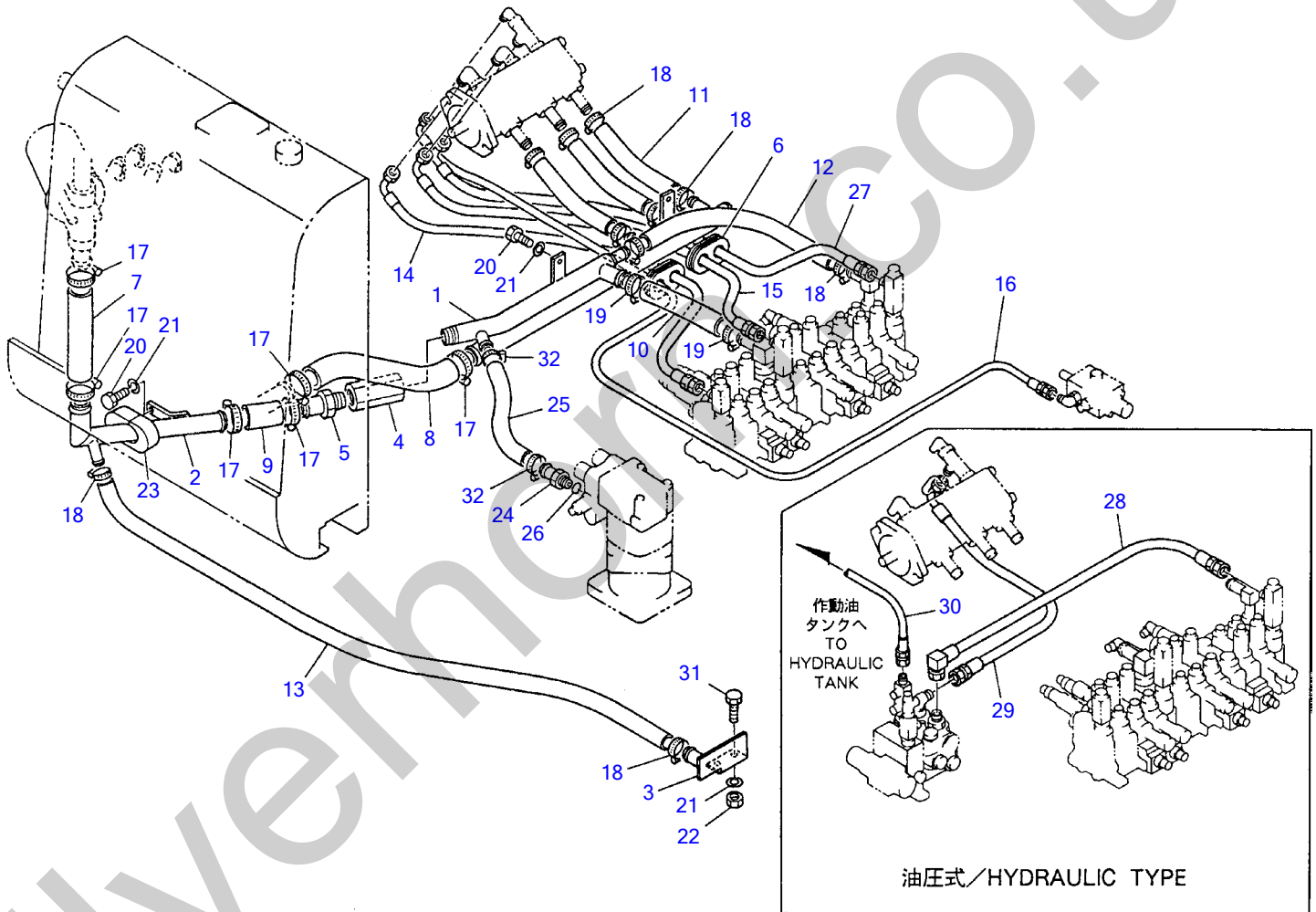
Silverhorn.CO.UK



D3-24b-1-D

**VALVE & ACCESSORIES**

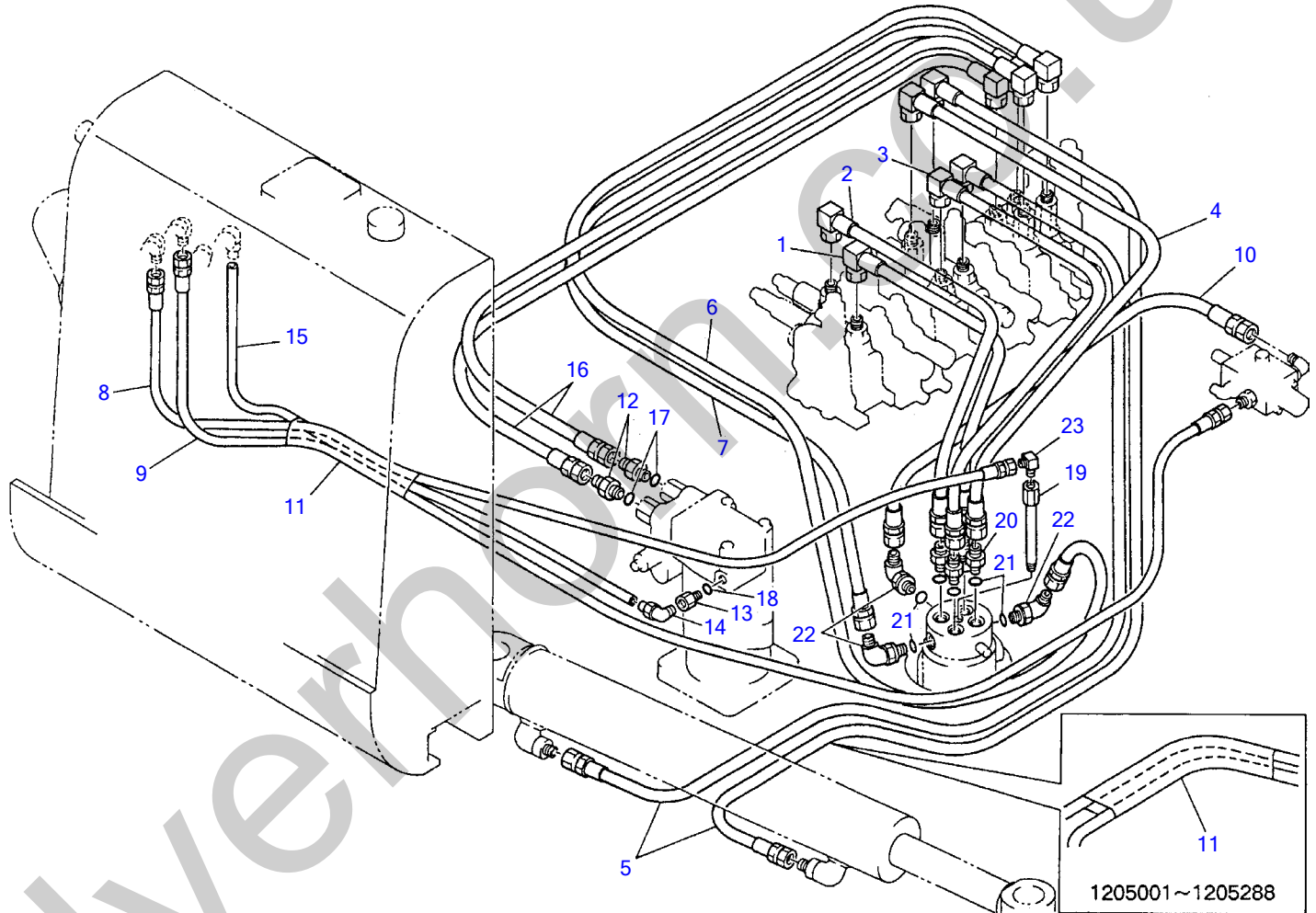
Item	Part number	Description	Q'ty	Chan.	Serial No.	Serv.	Remarks
1	1901028400	VALVE ASSY, control	1		1205001~1205537		
	1901034000	VALVE ASSY, control	1	(H)	1205538~		
2	1901719900	VALVE ASSY, sub	1		1205001~1205288		
	1901723600	VALVE ASSY, sub	1	(H)	1205289~1205342		
	1901724300	VALVE ASSY, sub	1	(H)	1205343~1205582		
	1901728200	VALVE ASSY, sub	1	(H)	1205583~1205675		
	1901730200	VALVE ASSY, sub	1	(H)	1205676~		
3	1512340010	ELBOW	2				
4	1512340009	ELBOW	1				
5	1513350001	ELBOW	1				
6	1513350006	ELBOW	1				
7	0007203015	ADAPTOR	5				
8	0007203022	ADAPTOR	5				
9	0007203028	ADAPTOR	3				
10	1515600571	ADAPTOR	3				
11	1501750002	PLUG	3				
12	1420010110	O-RING	31				
	1420010110	O-RING	32				with P.B.
13	1420010140	O-RING	6				
14	1420010180	O-RING	3				
15	1501750003	PLUG	2				
16	1512340001	ELBOW	1				
	1512340001	ELBOW	3				with P.B.
17	1512370010	TEE	2				
18	0007213028	ADAPTOR	1				
19	1515600577	ADAPTOR	1				
20	1515010051	ELBOW	1				
21	1515010040	ELBOW	2				
22	1515600200	ADAPTOR	6				
	1515600200	ADAPTOR	5				with P.B.
23	1100040825	BOLT	3				
24	1100040816	BOLT	3				
25	1140020008	WASHER, spring	8				
26	0343206900	BRACKET, valve	1				
27	0343207000	PIPE	2				
28	1901720300	VALVE, shut off	1				
29	1515010040	ELBOW	2				
30	1515600200	ADAPTOR	1				
31	1420010110	O-RING	3				
32	1100040850	BOLT	2				
33	1100041090	BOLT	2				
34	1512370011	TEE	1				with P.B.
	D324b4L						



D3-25a-1-D

PIPING; UPPER 1

Item	Part number	Description	Q'ty	Chan.	Serial No.	Serv.	Remarks
1	0347002100	PIPE	1				
2	0347002200	PIPE	1				
3	0347002300	BRACKET	1				
4	1540102020	VALVE, check	1				
5	0007224004	ADAPTOR	1				
6	0097210300	GUARD	2				
7	1530531020	HOSE	1				sold by the meter
8	1530531030	HOSE	1				sold by the meter
9	1530531012	HOSE	1				sold by the meter
10	1530525021	HOSE	1				sold by the meter
11	1530519024	HOSE	3				sold by the meter
12	1530519036	HOSE	1				sold by the meter
13	1530519130	HOSE	1				sold by the meter
14	1938509088	HOSE ASSY	1				
15	1938509090	HOSE ASSY	1				
16	1945206130	HOSE ASSY	1				
17	1533700048	BAND	6				
18	1533700028	BAND	10				
19	1533700041	BAND	2				
20	1100090825	BOLT	3				
21	1140020008	WASHER, spring	5				
22	1130040008	NUT	2				
23	0347002700	GUARD	1				
24	0007223002	ADAPTOR	1				
25	1530519038	HOSE	1				sold by the meter
26	1420010140	O-RING	1				
27	1938509085	HOSE ASSY	1				
28	1935809075	HOSE ASSY	1				hydraulic type
29	1938509100	HOSE ASSY	1				hydraulic type
30	1936106080	HOSE	1				hydraulic type
31	1100040825	BOLT	2				
32	1533700028	BAND	2				
	D325a5L						



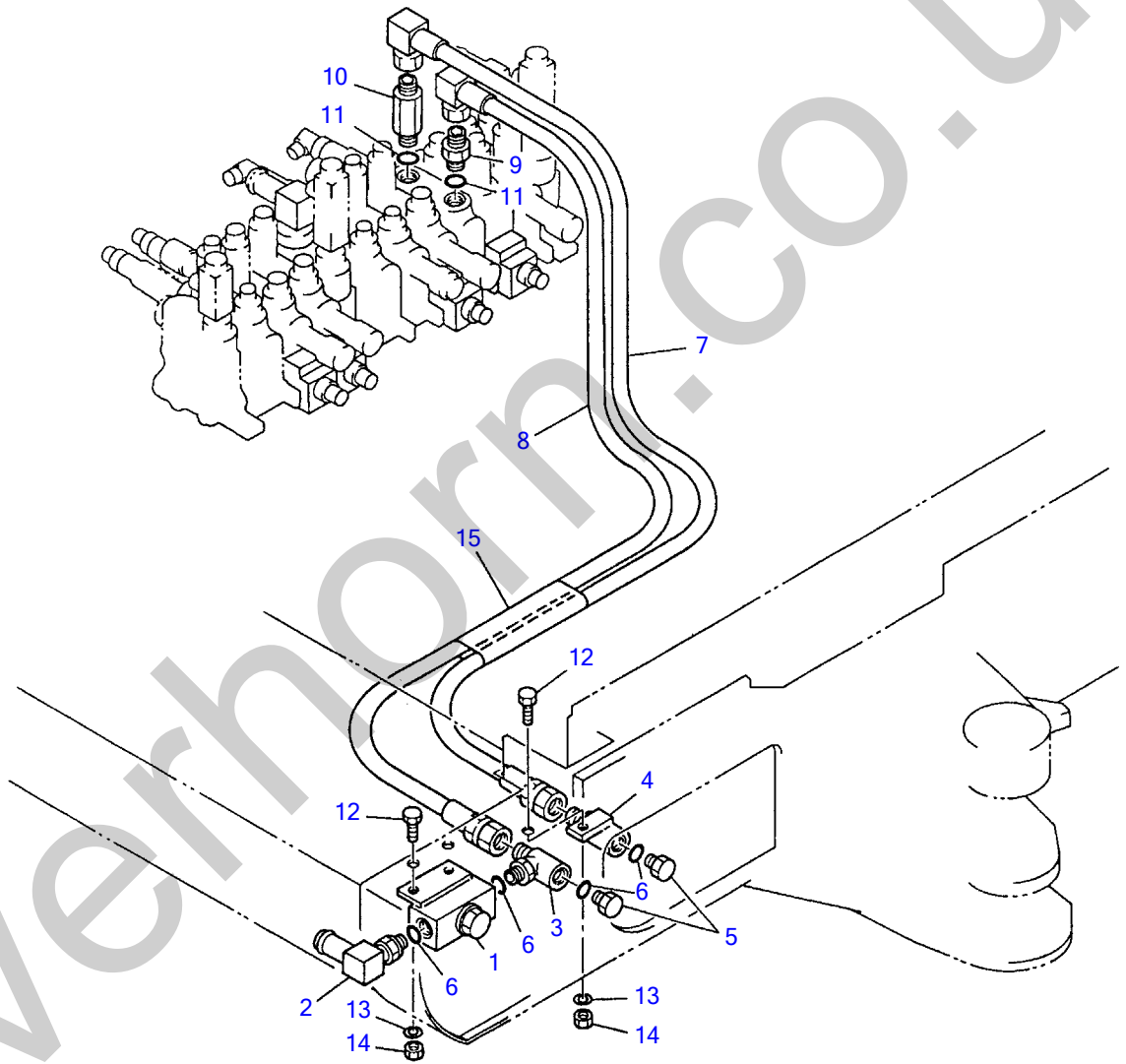
D3-26a-1-D



PIPING; UPPER 2

Item	Part number	Description	Q'ty	Chan.	Serial No.	Serv.	Remarks
1	1939308045	HOSE ASSY	1				
2	1939308050	HOSE ASSY	1				
3	1939308060	HOSE ASSY	1				
4	1939308063	HOSE ASSY	1				
5	1939308100	HOSE ASSY	2				
6	1939308125	HOSE ASSY	1				
7	1939308100	HOSE ASSY	1				
8	1934822145	HOSE ASSY	1				
9	1934822170	HOSE ASSY	1				
10	1935206075	HOSE ASSY	1				
11	1531335025	PROTECTOR	2		1205001~1205288		sold by the meter
	1531345020	PROTECTOR	1		1205289~		sold by the meter
12	1515600576	ADAPTOR	2				
13	1513230202	ADAPTOR	1				
14	1532620602	ELBOW	1				
15	1532120635	TUBE	1				sold by the meter
16	1939308080	HOSE ASSY	2				
17	1420010140	O-RING	2				
18	1420010110	O-RING	1				
19	0352100100	BUSHING	1				
20	0007203015	ADAPTOR	4				
21	1420010110	O-RING	7				
22	1515010040	ELBOW	3				
23	1511150002	ELBOW	1				
	D326a2L						

Silverhorn.CO.UK

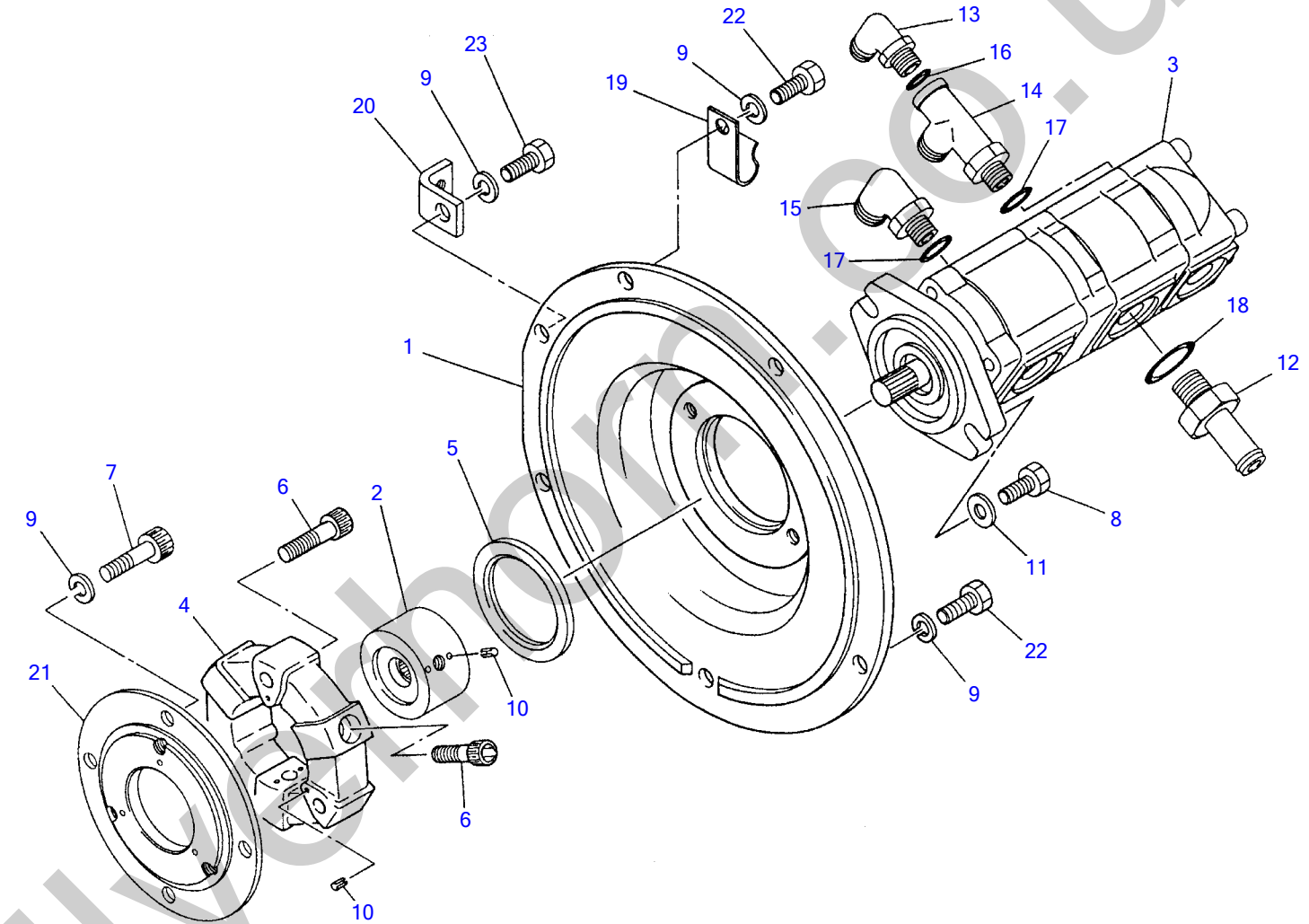


D3-27a-0-D

**PIPING; UPPER 3**

Item	Part number	Description	Q'ty	Chan.	Serial No.	Serv.	Remarks
1	1901719800	VALVE, stop	1				
2	1513350004	ELBOW	1				
3	1513390006	TEE	1				
4	0347003100	PORT	1				
5	1501750004	PLUG	2				
6	1420010180	O-RING	4				
7	1935809115	HOSE ASSY	1				
8	1935809125	HOSE ASSY	1				
9	1515600201	ADAPTOR	1				
10	0007203021	ADAPTOR	1				
11	1420010140	O-RING	2				
12	1100090825	BOLT	3				
13	1140020008	WASHER, spring	3				
14	1130040008	NUT	2				
15	1531345025	PROTECTOR	1				sold by the meter
	D327a2L						

Silverhorn.CO.UK

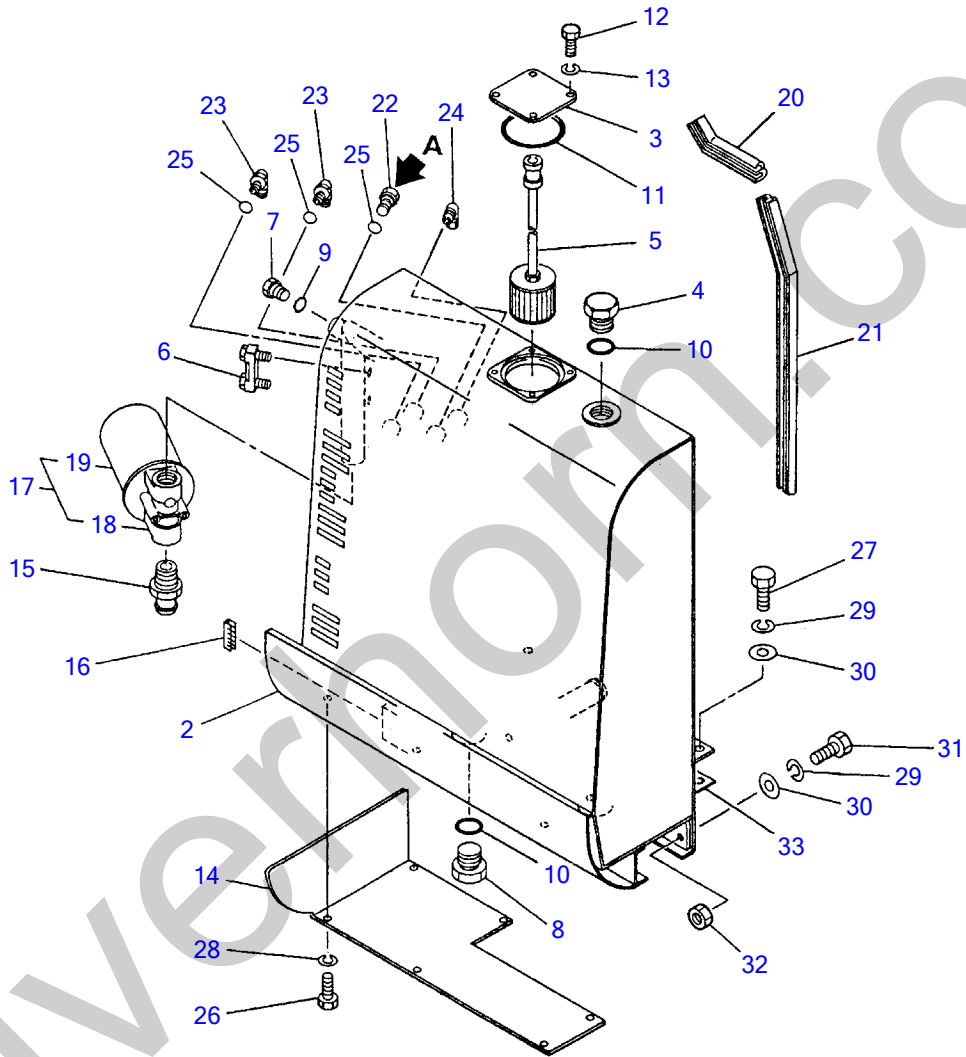


D3-28b-1-D

**PUMP DRIVE**

Item	Part number	Description	Q'ty	Chan.	Serial No.	Serv.	Remarks
1	0345201900	HOUSING	1				
2	0345201400	COUPLING	1				
3	1902011000	PUMP ASSY	1				
4	1602000080	COUPLING, flex	1				
5	1400403230	SEAL, oil	1				
6	1110041030	SCREW, cap	6				
7	1111041025	SCREW, cap	4				
8	1100041025	BOLT	2				
9	1140020010	WASHER, spring	9				
10	1213000408	PIN, spring	9				
11	1141110010	WASHER	2				
12	0007223001	NIPPLE	3				
13	1515010040	ELBOW	1				
14	1512340003	ELBOW	1				
15	1515010051	ELBOW	2				
16	1420010110	O-RING	1				
17	1420010180	O-RING	3				
18	1420010240	O-RING	3				
19	0007300041	CLAMP	2				
20	0345201500	BRACKET	1				
21	0345201600	FLANGE	1				
22	1101041025	BOLT	4				
23	1101041030	BOLT	1				
	D328b1L						

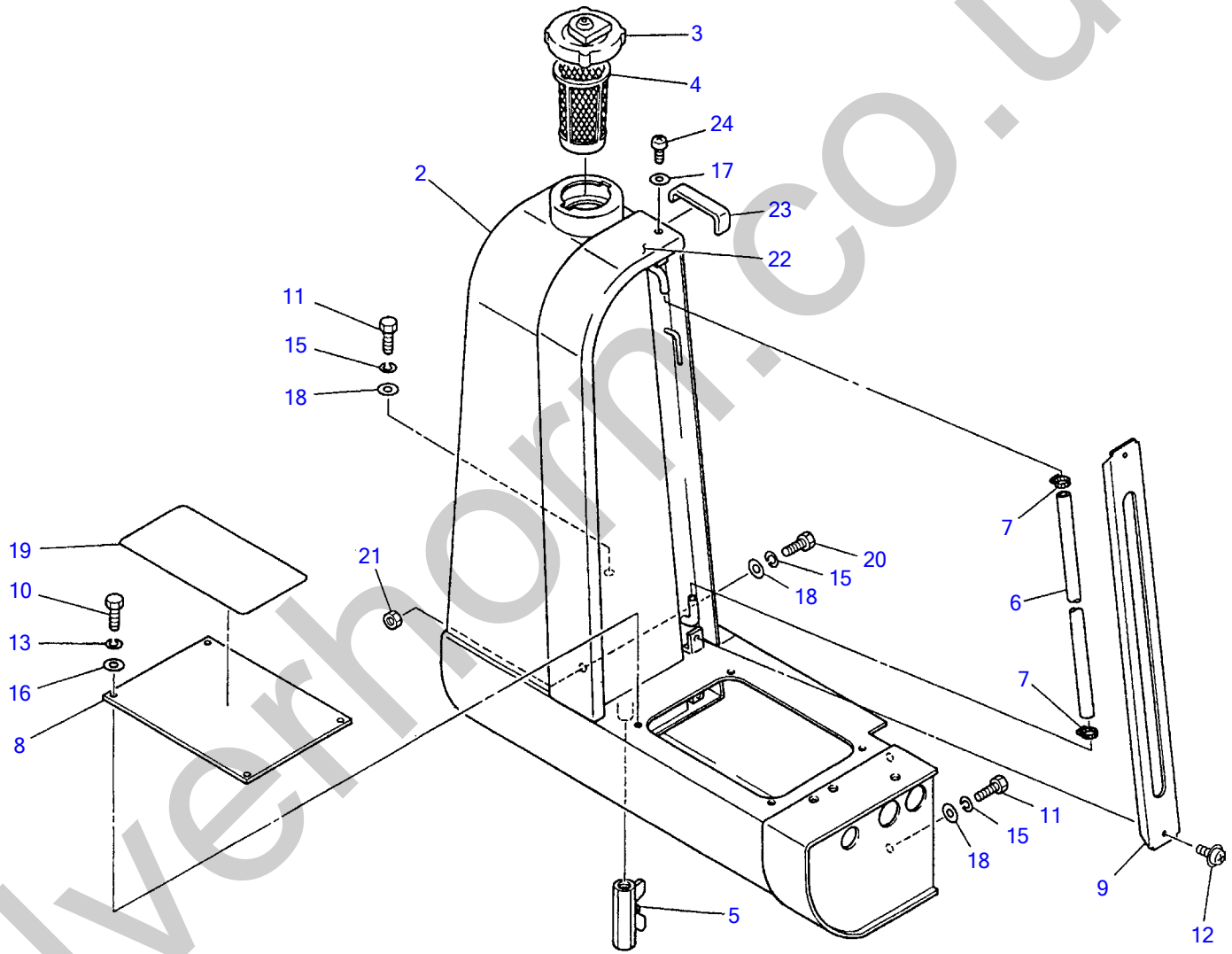
Silverhorn.CO.UK



D3-30a-4-D

**HYDRAULIC TANK**

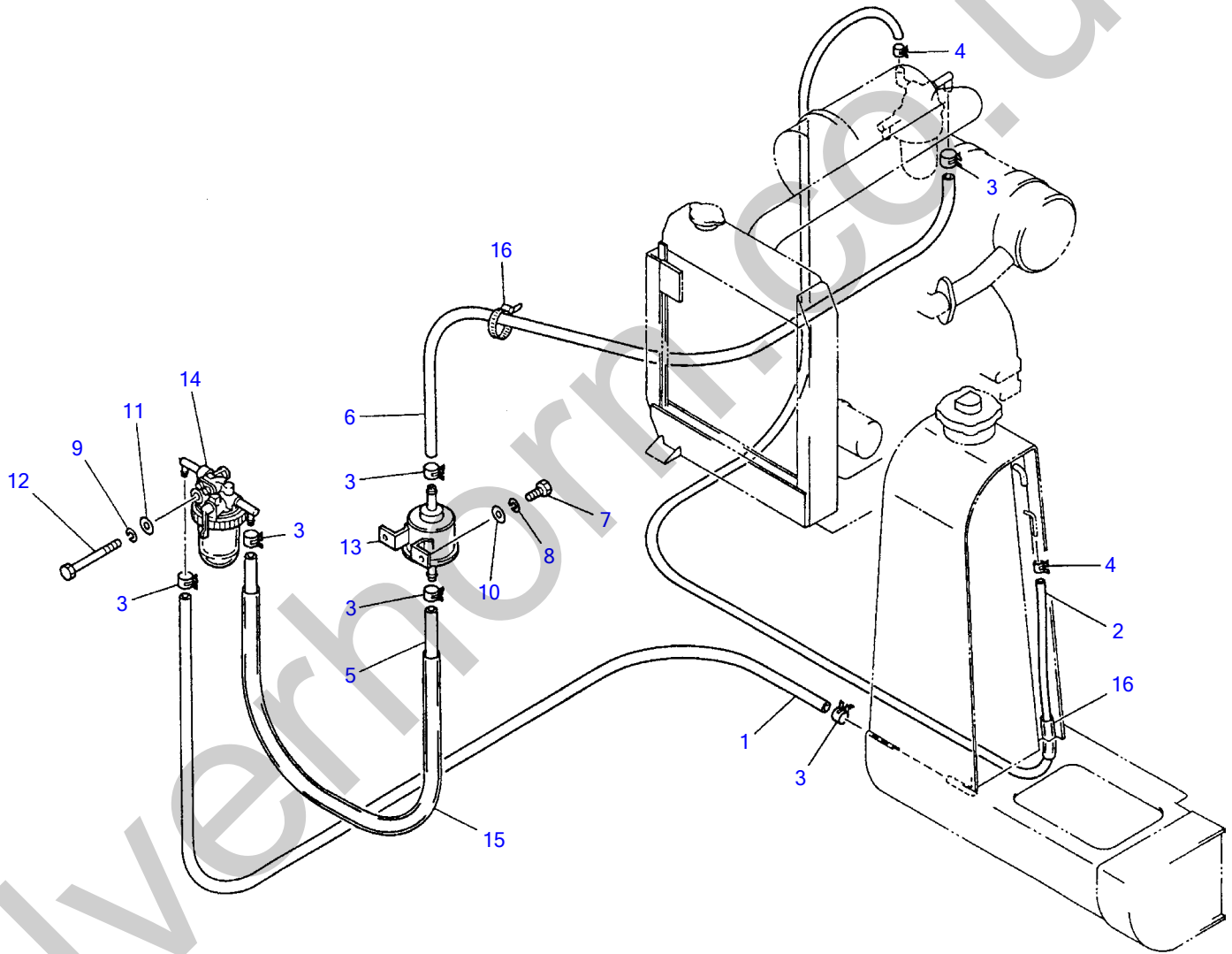
Item	Part number	Description	Q'ty	Chan.	Serial No.	Serv.	Remarks
1	0348090000	TANK ASSY, hydraulic	1				
2	0348001100	• TANK	1				
3	0348000200	• COVER	1				
4	0007256006	• PLUG	1				
5	1550204490	• STRAINER	1				
6	1553020655	• GAUGE	1				
7	1501750002	• PLUG	1				
8	1501750010	• PLUG	2				
9	1420010110	• O-RING	4				
10	1420010290	• O-RING	3				
11	1420100850	• O-RING	1				
12	1100040814	• BOLT	4				
13	1140020008	• WASHER, spring	4				
14	0348001200	COVER	1				
15	0007224004	ADAPTOR	1				
16	1653917005	TRIM	1				sold by the meter
17	1551045180	FILTER ASSY	1				
18	1551015110	• BODY	1				
19	1551035180	• CARTRIDGE	1				
20	1654520016	RUBBER	1				sold by the meter
21	1654520051	RUBBER	1				sold by the meter
22	1501750002	PLUG	1				hydraulic type
23	1515010040	ELBOW	2				link type
	1515010040	ELBOW	3				hydraulic type
24	1532620602	ELBOW	1				
25	1420010110	O-RING	3				
26	1100040816	BOLT	6				
27	1100041025	BOLT	3				
28	1140020008	WASHER, spring	6				
29	1140020010	WASHER, spring	4				
30	1141550010	WASHER	4				
31	1100041035	BOLT	1				
32	1130040010	NUT	1				
33	0003900025	SPACER	AR				t=1.2mm
	0438211062	SPACER	AR				t=2.0mm
	0438211063	SPACER	AR				t=3.2mm
	D330a5L						



D3-31a-5-D



Item	Part number	Description	FUEL TANK		Serial No.	Serv.	Remarks
			Q'ty	Chan.			
1	0348190000	TANK ASSY, fuel	1				
2	0348101100	• TANK	1				
3	1552100500	• CAP	1				
4	1552100320	• STRAINER	1				
5	1521500003	• VALVE	1				
6	1531010048	• HOSE	1				sold by the meter
7	1533700015	• BAND	2				
8	0348101200	PLATE, floor	1				
9	0358101200	COVER	1				
10	1100090816	BOLT	4				
11	1100041025	BOLT	3				
12	1150420512	SCREW	2				
13	1140090008	WASHER, spring	4				
15	1140020010	WASHER, spring	4				
16	1141190008	WASHER	4				
17	1141190005	WASHER	1				
18	1141550010	WASHER	4				
19	0068228700	SEAT	1		1205001~1205543		
	0358202400	SEAT	1	(H)	1205544~		
20	1100041035	BOLT	1				
21	1130040010	NUT	1				
22	0349300400	PROTECTOR	1				red
	0349303400	PROTECTOR	1				for TCM, black
23	0398101300	CAP, end	1				red
	0359303900	CAP, end	1				for TCM, black
24	1120590516	SCREW	1				
	D331a6L						

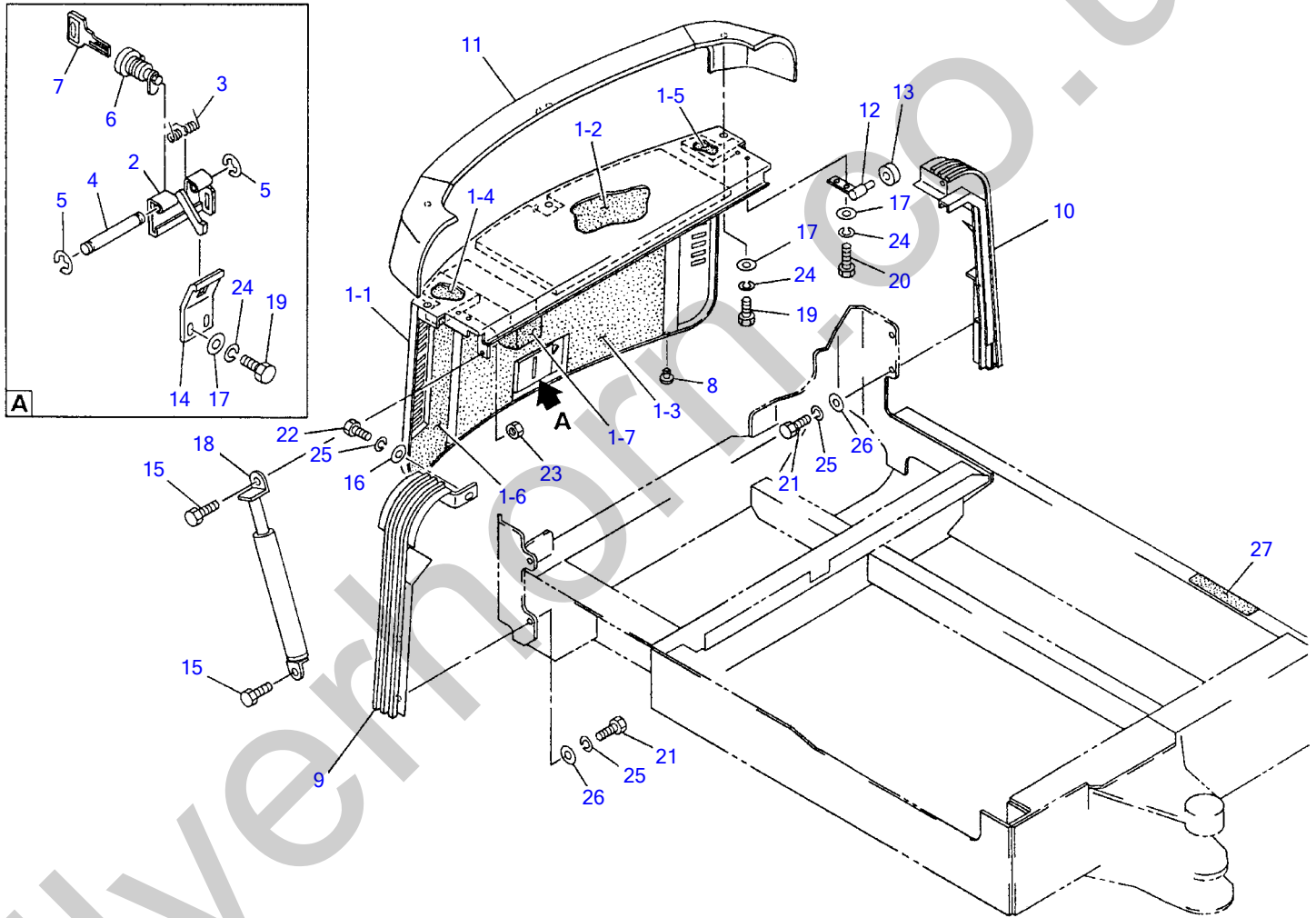


D3-31b-2-D

**FUEL PIPING**

Item	Part number	Description	Q'ty	Chan.	Serial No.	Serv.	Remarks
1	1531207110	HOSE	1				sold by the meter
2	1531203255	HOSE	1				sold by the meter
3	1533120012	BAND	6				
4	1533120006	BAND	2				
5	1531207035	HOSE	1				sold by the meter
6	1531207115	HOSE	1				sold by the meter
7	1100040612	BOLT	2				
8	1140020006	WASHER, spring	2				
9	1140020008	WASHER, spring	1				
10	1141110006	WASHER	2				
11	1141110008	WASHER	1				
12	1100040860	BOLT	1				
13	1910093034	PUMP, feed	1				
14	1910093033	SEPARATOR, water	1				
15	1531115080	PROTECTOR	1				sold by the meter
16	1531010025	PROTECTOR	1				sold by the meter
17	1652241150	BAND	1				
	D331b4L						

Silverhorn.CO.UK



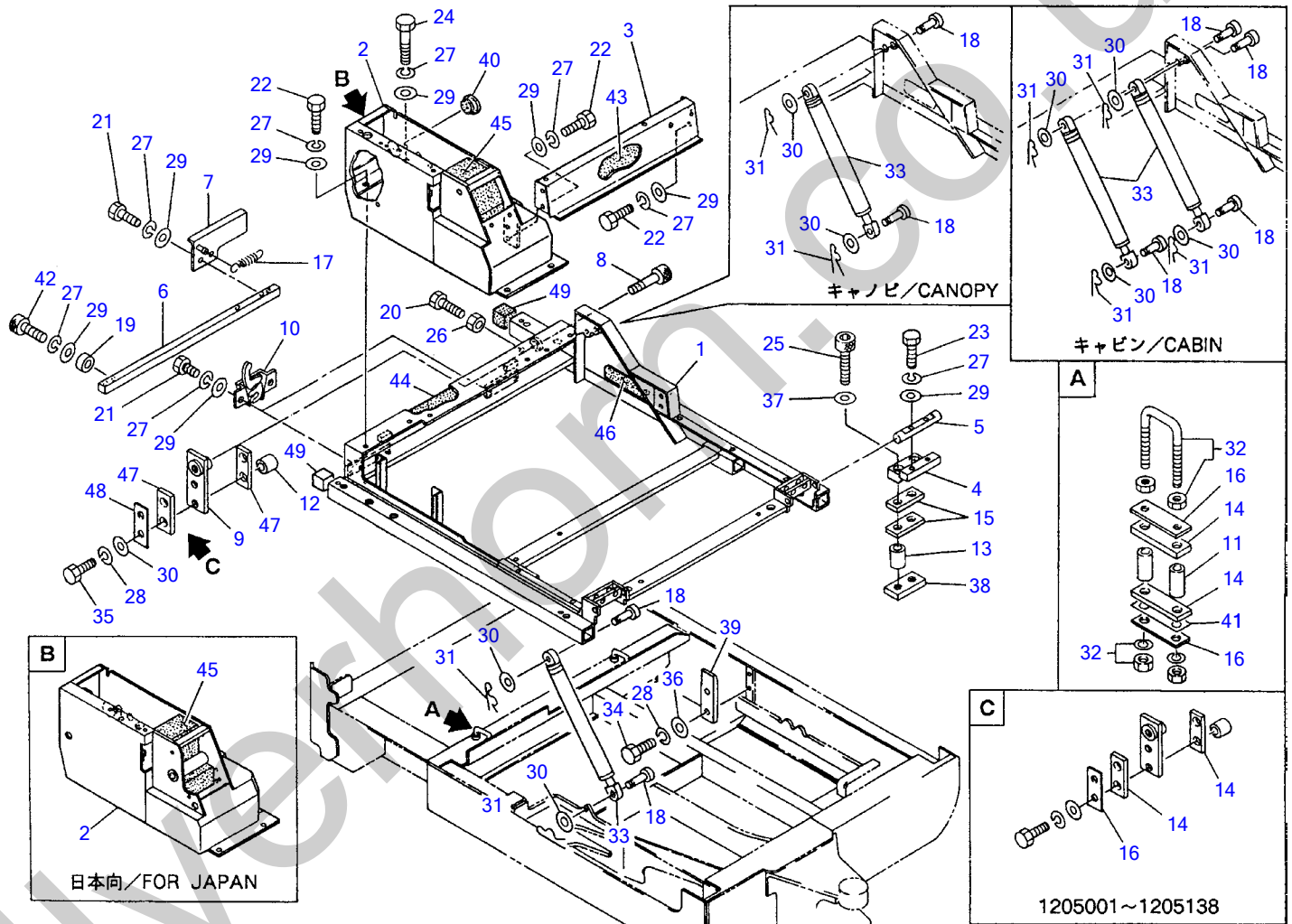
D3-32a-2-D

## COVER 1

Item	Part number	Description	Q'ty	Chan.	Serial No.	Serv.	Remarks
1	0348201100	COVER ASSY	1				
1-1	0348201200	· COVER	1				
1-2	0348201102	· ABSORBENT	1				
1-3	0348201103	· ABSORBENT	1				
1-4	0348201104	· ABSORBENT	1				
1-5	0348201105	· ABSORBENT	1				
1-6	0348201106	· ABSORBENT	1				
1-7	0348201107	· ABSORBENT	1				
2	0068232600	LOCK ASSY	1		1205001~1205582		
	0358201750	LOCK ASSY	1	(H)	1205583~		
3	0007000060	SPRING	1				
4	0004206111	SHAFT	1				
5	1224010004	E-RING	2				
6	1653601395	LOCK ASSY	1				
7	1700100019	KEY	1				
8	1652515000	CUSHION, rubber	2				
9	0348201300	COVER(R.H.)	1				
10	0348201400	COVER(L.H.)	1				
11	0348200500	PROTECTOR	1				
12	0348200600	HINGE	2				
13	0398200800	COLLAR	2				
14	0468203500	BRACKET	1				
15	0138255300	BOLT	2				
16	0003600025	WASHER	1				
17	0003608252	WASHER	10				
18	1653900022	DAMPER	1				
19	1100040816	BOLT	6				
20	1100040825	BOLT	4				
21	1100041020	BOLT	4				
22	1100041025	BOTL	1				
23	1130040008	NUT	2				
24	1140020008	WASHER, spring	10				
25	1140020010	WASHER, spring	5				
26	1141550010	WASHER	5				
27	0068228700	SEAT	1		1205544~		

NOTE  
1. SUB ASSY, cover  
(COVER+ABSORBENT+STICKER)  
2. 03482-90000 SUB ASSY, cover

D332a3L

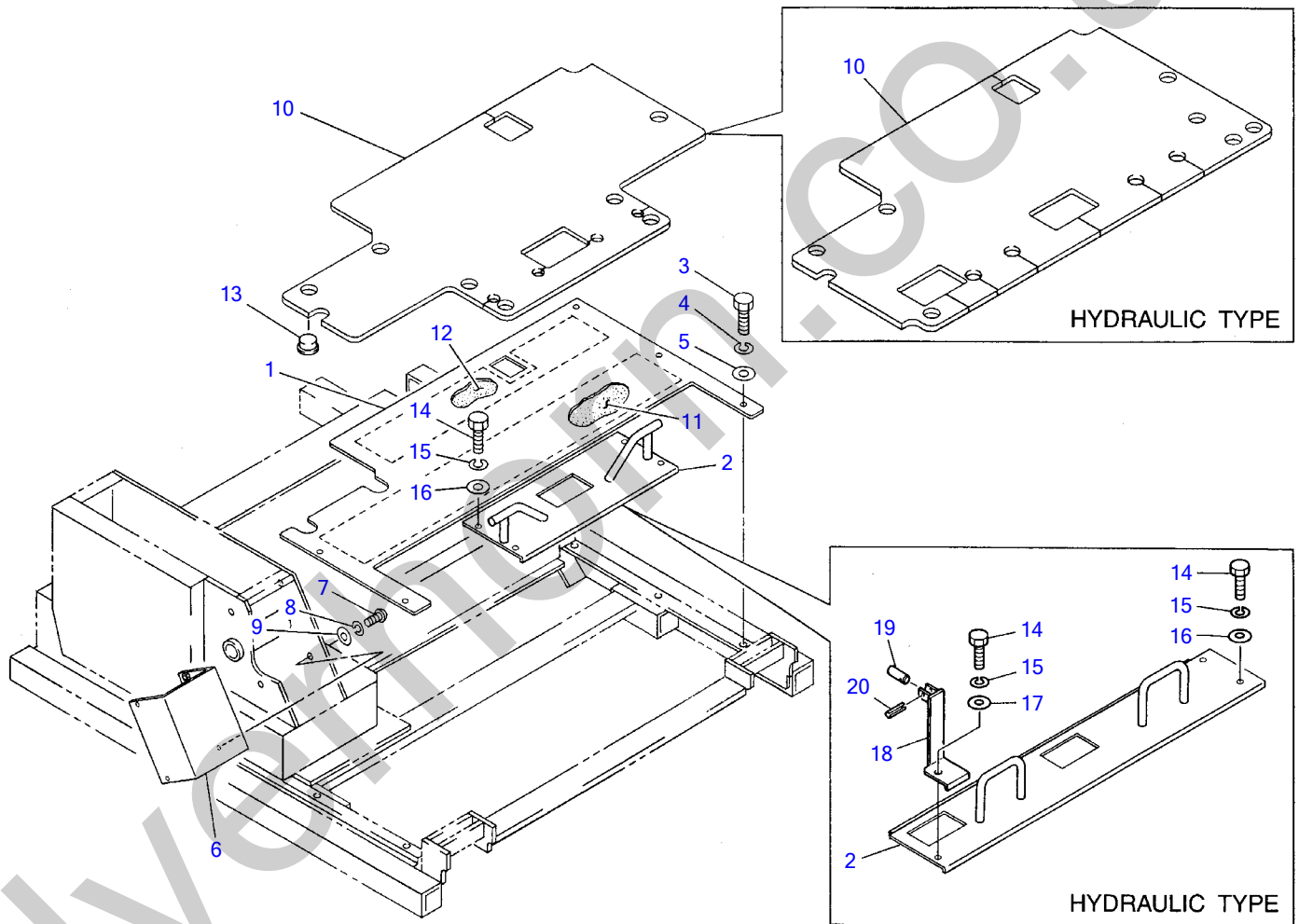


D3-33a-3-D

## COVER 2

Item	Part number	Description	Q'ty	Chan.	Serial No.	Serv.	Remarks
1	0343510100	FRAM	1		1205001~1205312		
	0363510800	FRAM	1		1205313~		
2	0363511200	BRACKET	1	(L)	1205001~1205357		
	0343506100	BRACKET	1	(H)	1205358~		
	0363510200	BRACKET	1	(L)	1205001~1205357		for Japan
	0343505100	BRACKET	1	(H)	1205358~		for Japan
3	0363510300	STAY	1				
4	0343500400	HINGE	2				
5	0343500500	SHAFT	2				
6	0343500600	ROD	1				
7	0343500700	ANGLE	1				
8	0343500800	SCREW, cap	1				
9	0343500900	PLATE	1		1205001~1205138		
	0343503500	PLATE	1		1205139~		
10	0188616500	LOCK ASSY	2				
11	0343501100	SPACER	4				
12	0343501200	SPACER	2				
13	0343501300	SPACER	4				
14	0343501400	CUSHION	6		1205001~1205138		
	0343501400	CUSHION	4		1205139~		
15	0343501500	CUSHION	4				
16	0343501600	PLATE	5		1205001~1205138		
	0343501600	PLATE	4		1205139~		
17	0007000029	SPRING	1				
18	0343503200	PIN	4				canopy
	0343503200	PIN	6				cab
19	0393501000	COLLAR	2				
20	1100040625	BOLT	1				
21	1100040816	BOLT	6				
22	1100040825	BOLT	7				
23	1100040830	BOLT	4				
24	1100040880	BOLT	1				
25	1111041255	SCREW, cap	4				
26	1130040006	NUT	1				
27	1140020008	WASHER, spring	22				
28	1140020010	WASHER, spring	6				
29	1141110008	WASHER	22				
30	1141110010	WASHER	6				canopy
	1141110010	WASHER	8				cab
31	1214000008	PIN, snap	4				canopy
	1214000008	PIN, snap	6				cab
32	1653611311	HOOK	2				
33	1653900013	DAMPER	2				canopy
	1653900013	DAMPER	3				cab
34	1100041030	BOLT	4				
35	1100041040	BOLT	2				
36	1141550010	WASHER	4				
37	1141550012	WASHER	4				
38	0343501700	PLATE	2				
39	0343501900	STOPPER	2				
40	1652003202	GROMMET	1				
41	0343501800	SHIM	2				
42	1111040820	SCREW, cap	2				
43	0363510400	ABSORBENT	1				
44	0363510500	ABSORBENT	1				
45	0363510600	ABSORBENT	1				for Japan
	0363511300	ABSORBENT	1				
46	0363510700	ABSORBENT	1				
47	0343503600	CUSHION	2		1205139~		
48	0343503700	PLATE	1		1205139~		
49	0363511500	ABSORBENT	2		1205259~		

D333a5L

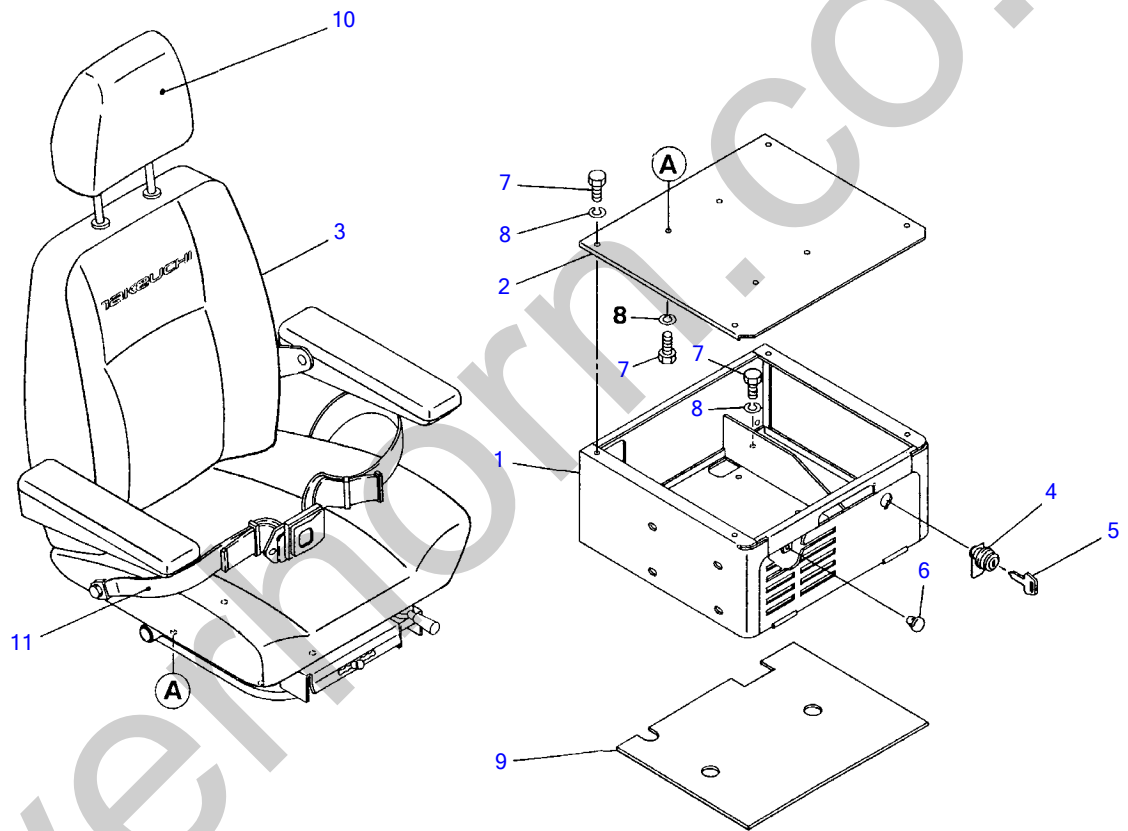


F3-33b-1-D



## COVER 3

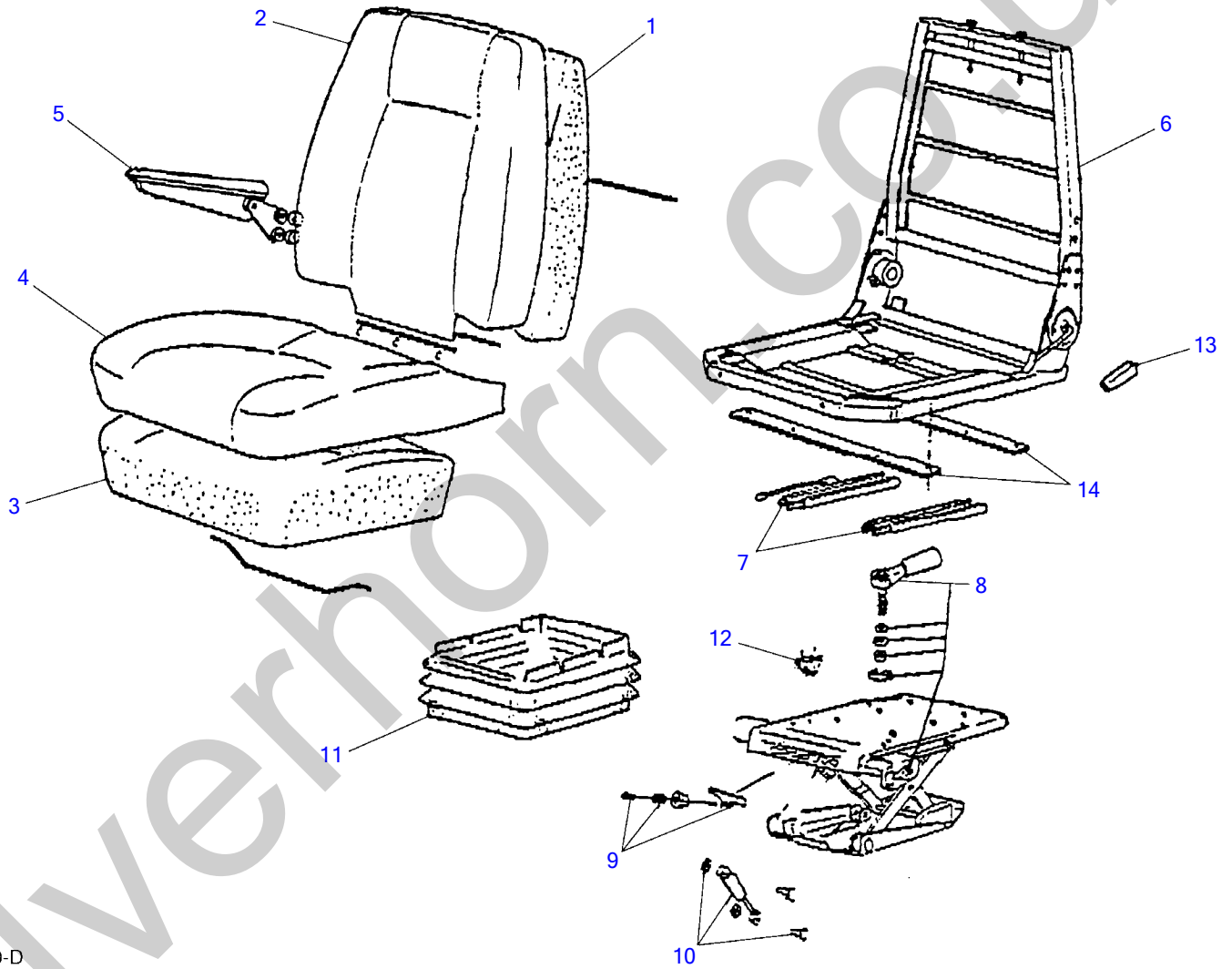
Item	Part number	Description	Q'ty	Chan.	Serial No.	Serv.	Remarks
1	0368213100	PLATE	1				
2	0368214100	PLATE	1				link pattern
	0368213200	PLATE	1				hydraulic pattern
3	1100090816	BOLT	4				link pattern
	1100090816	BOLT	3				hydraulic pattern
4	1140090008	WASHER, spring	4				link pattern
	1140090008	WASHER, spring	3				hydraulic pattern
5	1141190008	WASHER	4				link pattern
	1141190008	WASHER	3				hydraulic pattern
6	0358205300	COVER	1				link pattern
7	1120590515	SCREW	4				link pattern
8	1140090005	WASHER, spring	4				link pattern
9	1141190005	WASHER	4				link pattern
10	0368214200	MAT, floor	1				link pattern
	0368213300	MAT, floor	1				hydraulic pattern
11	0368214400	ABSORBENT	1				
12	0368214300	ABSORBENT	1				
13	0368213400	CAP	7				old type
	1652533008	CAP	7	(H)			new type
14	1100040816	BOLT	5				
15	1140020008	WASHER, spring	5				
16	1141110008	WASHER	5				link pattern
	1141110008	WASHER	4				hydraulic pattern
17	0003608252	WASHER	1		1205193~		hydraulic pattern
18	0368213500	BRACKET	1		1205193~		hydraulic pattern
19	0368213600	PIN	1		1205193~		hydraulic pattern
20	1213010322	PIN, spring	1		1205193~		hydraulic pattern
	F333b2L						



F3-34c-0-D

SEAT (1/2)						
Item	Part number	Description	Q'ty	Chan.	Serial No.	Serv. Remarks
1	0363412100	BOX	1			
2	0363412200	COVER	1			
3	1914100040	SEAT ASSY	1			fabric
	1914100041	SEAT ASSY	1			leather
4	1653601395	LOCK ASSY	1			
5	1700100019	KEY	1			
6	1652515000	RUBBER, cushion	2			
7	1100040820	BOLT	12			
8	1140020008	WASHER, spring	12			
9	0363412300	ABSORBENT	1			
10	1914100043	REST, head	1			fabric
	1914100042	REST, head	1			leather
11	1914100003	BELT ASSY, seat	1	(L)	old type	option
	1914100048	BELT ASSY, seat	1	(H)	new type	option
	F334c2L					

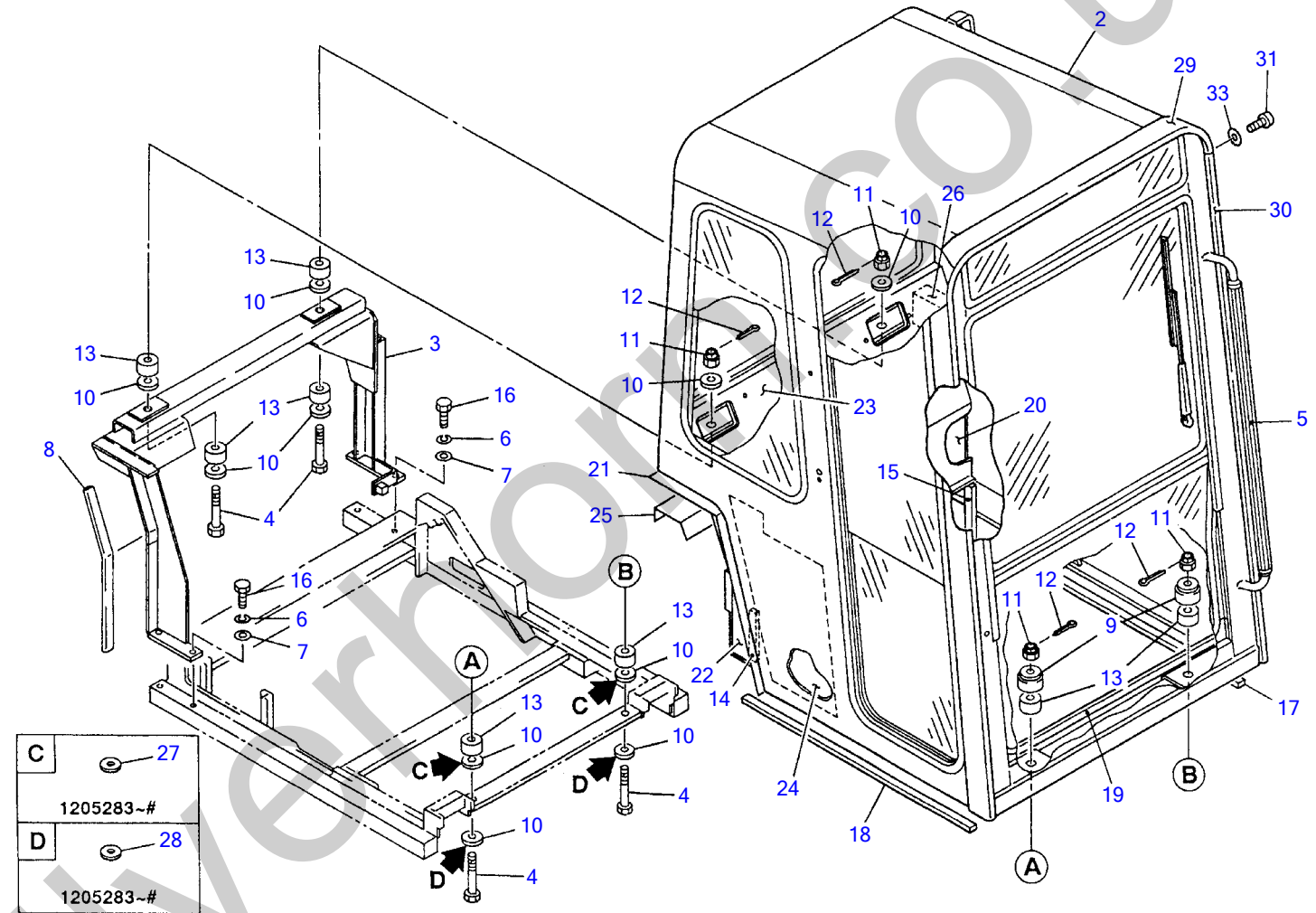
Silverhorn.CO.UK



F3-34d-0-D

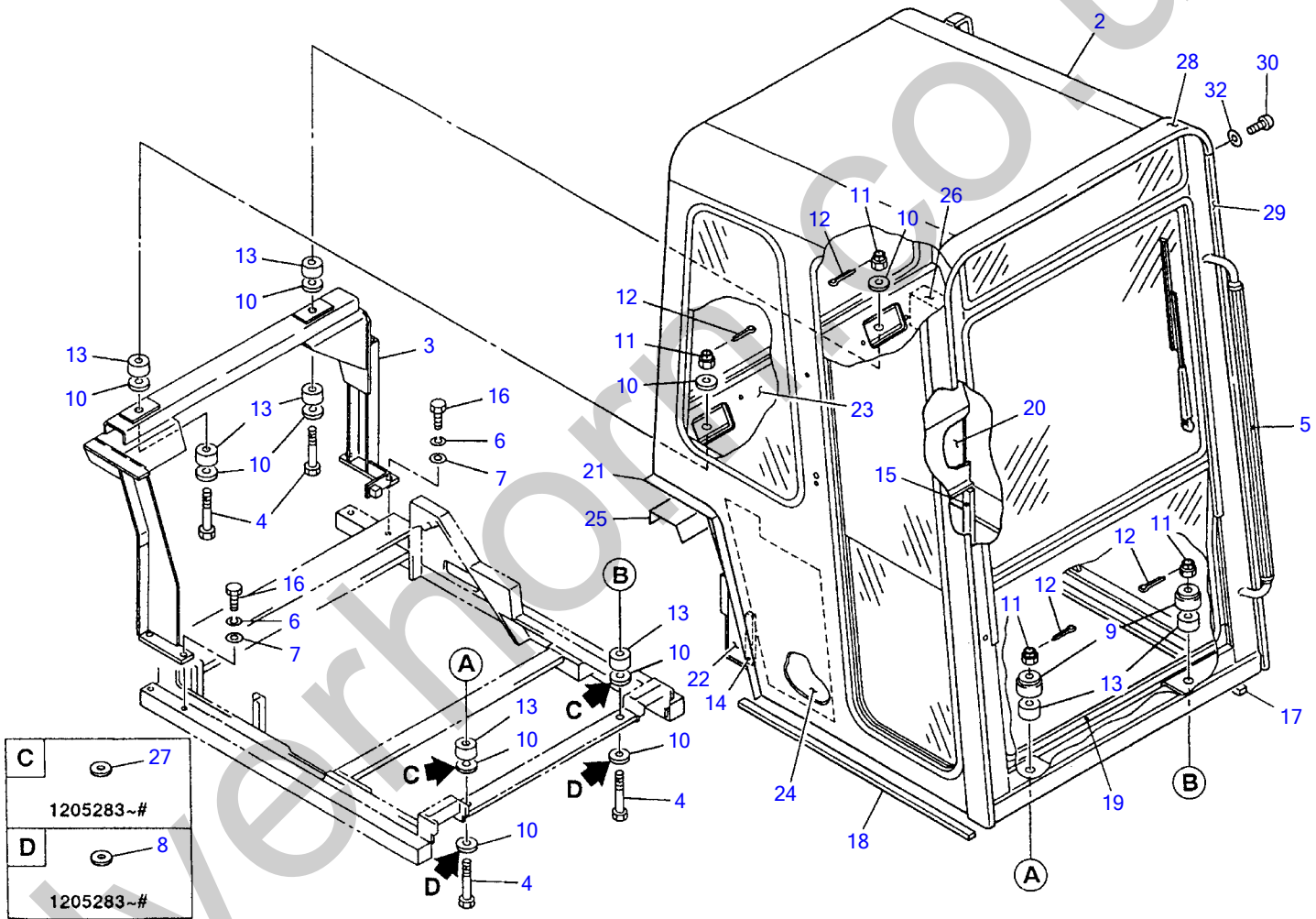
SEAT (2/2)						
Item	Part number	Description	Q'ty	Chan.	Serial No.	Serv. Remarks
0	1914100040	SEAT ASSY	1			fabric
	1914100041	SEAT ASSY	1			leather
1	1914102040	· FORM, back	1			
2	1914103040	· COVER, back	1			fabric
	1914103041	· COVER, back	1			leather
3	1914104040	· FORM, seat	1			
4	1914105040	· COVER, seat	1			fabric
	1914105041	· COVER, seat	1			leather
5	1914106040	· REST, arm	1			
6	1914108040	· FRAM	1			
7	1914109040	· ADJUSTER, FORE/AFT	1			
8	1914111040	· ADJUSTER, weight	1			
9	1914112040	· ADJUSTER, hight	1			
10	1914113040	· DUMPER	1			
11	1914114040	· COVER, suspension	1			
12	1914115040	· STOP, bump	1			
13	1914116040	· HANDLE	1			
14	1914117040	· STRAP, cross	1			
	F334d0L					

Silverhorn.CO.UK



D3-35a-3-D

CAB 1							
Item	Part number	Description	Q'ty	Chan.	Serial No.	Serv.	Remarks
1	0348600000	CABIN ASSY	1		1205001~1205258		H=1670mm
	0348602000	CABIN ASSY	1	(H)	1205259~		H=1620mm
2	0398607100	• CABIN	1		1205001~1205258		H=1670mm
	0398617100	• CABIN	1	(H)	1205259~		H=1620mm
3	0348600100	• BRACKET	1				
4	0398602200	• BOLT	4				
5	0398608500	• GRIP	1				
6	1140020010	• WASHER, spring	6				
7	1141550010	• WASHER	6				
8	1654520067	• TRIM	1		1205001~1205258		
9	0278609000	• STOPPER	2				
10	0003000010	• WASHER	10		1205001~1205282		
	0003000010	• WASHER	6		1205283~#		
	0003000010	• WASHER	10		#~		
11	1132030016	• NUT	4				
12	1210010430	• PIN	4				
13	1651005030	• RUBBER, cushion	8				
14	1654303010	• SPONGE	1				
15	1654304010	• SPONGE	1				
16	1100041030	• BOLT	6				
17	1654303103	• SPONGE	1				
18	1654303084	• SPONGE	1				
19	1654303088	• SPONGE	1				
20	0398617300	• ABSORBENT	1				
21	1654314400	• INSULATION	1		1205336~		
22	1654314500	• INSULATION	1				
23	1654309000	• INSULATION	1				
24	1654309100	• INSULATION	1				
25	1654309300	• INSULATION	1				
26	1654309200	• SPONGE	1				
27	0003600092	• WASHER	2		1205283~#		
28	0003600062	• WASHER	2		1205283~#		
29	0399309100	PROTECTOR	1				red
	0399310200	PROTECTOR	1				for TCM, black
30	0399309200	PROTECTOR	1				red
	0399310100	PROTECTOR	1				for TCM, black
31	1120590516	SCREW	4				
33	1141190005	WASHER	4				
	D335a4L						



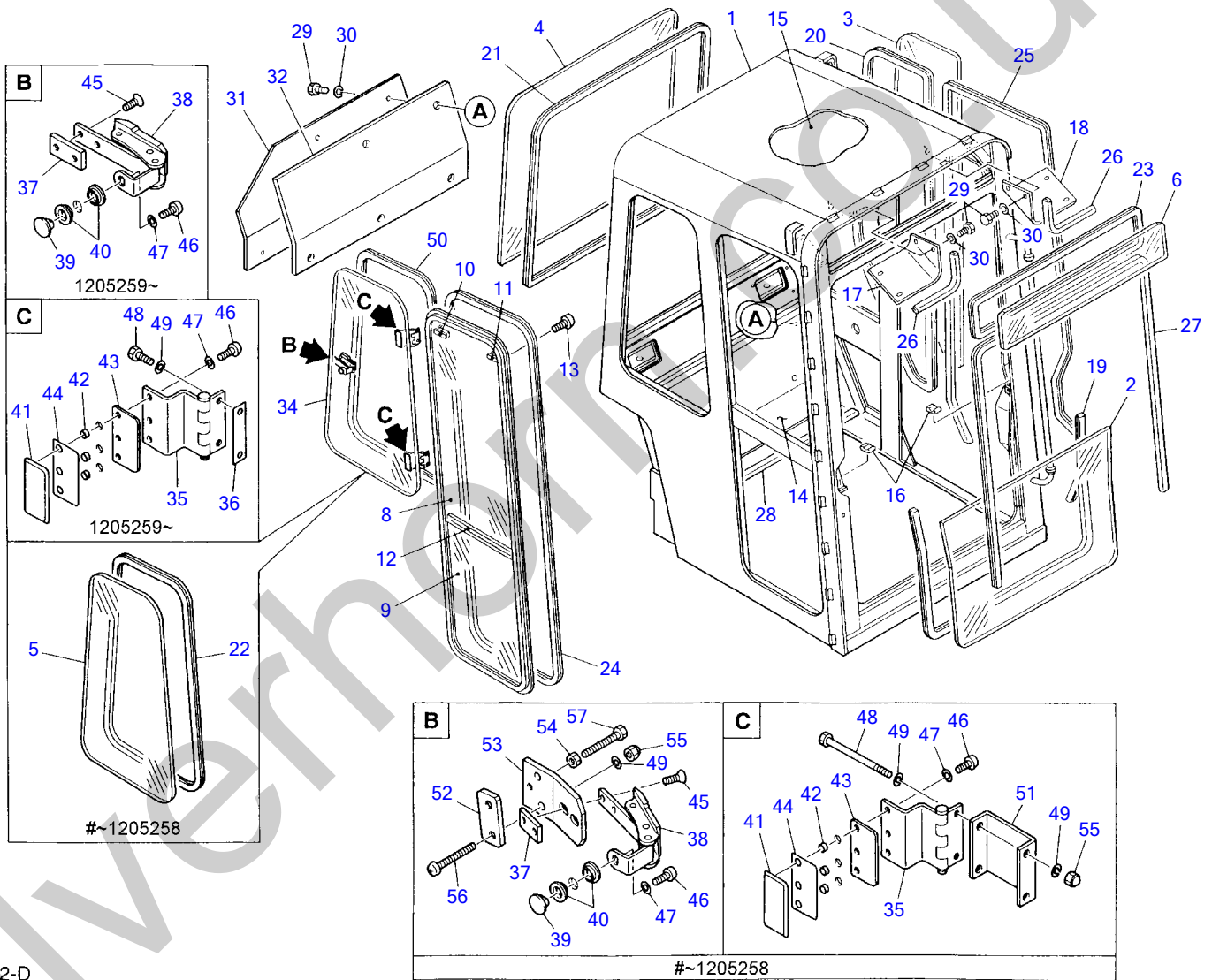
D3-35b-2-D



CAB 1

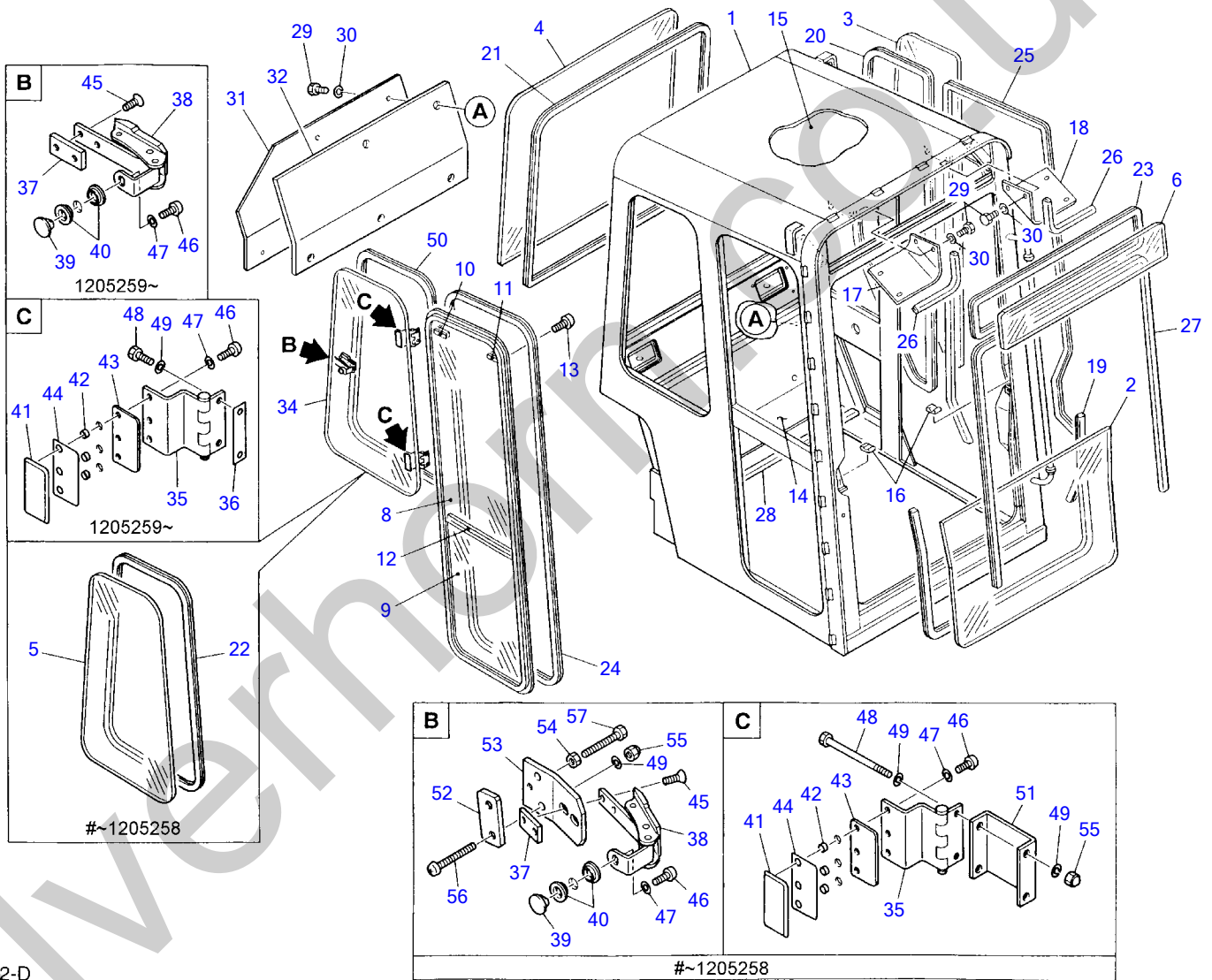
Item	Part number	Description	Q'ty	Chan.	Serial No.	Serv.	Remarks
1	0348601000	CABIN ASSY	1				
2	0398613100	• CABIN	1				
3	0348600100	• BRACKET	1				
4	0398602200	• BOLT	4				
5	0398608500	• GRIP	1				
6	1140020010	• WASHER, spring	6				
7	1141550010	• WASHER	6				
8	0003600062	• WASHER	2		1205283~#		
9	0278609000	• STOPPER	2				
10	0003000010	• WASHER	6		1205283~#		
	0003000010	• WASHER	10		#~		
11	1132030016	• NUT	4				
12	1210010430	• PIN	4				
13	1651005030	• RUBBER, cushion	8				
14	1654303010	• SPONGE	1				
15	1654304010	• SPONGE	1				
16	1100041030	• BOLT	6				
17	1654303103	• SPONGE	1				
18	1654303084	• SPONGE	1				
19	1654303088	• SPONGE	1				
20	0398617300	• ABSORBENT	1				
21	1654314400	• INSULATION	1				
22	1654314500	• INSULATION	1				
23	1654314600	• INSULATION	1				
24	1654314700	• INSULATION	1				
25	1654314800	• INSULATION	1				
26	1654309200	• SPONGE	1				
27	0003600092	• WASHER	2		1205283~#		
28	0399309100	PROTECTOR	1				red
29	0399309200	PROTECTOR	1				red
30	1120590516	SCREW	4				
32	1141190005	WASHER	4				
	D335b3L						

Silverhorn.CO.UK



K2-36a-2-D

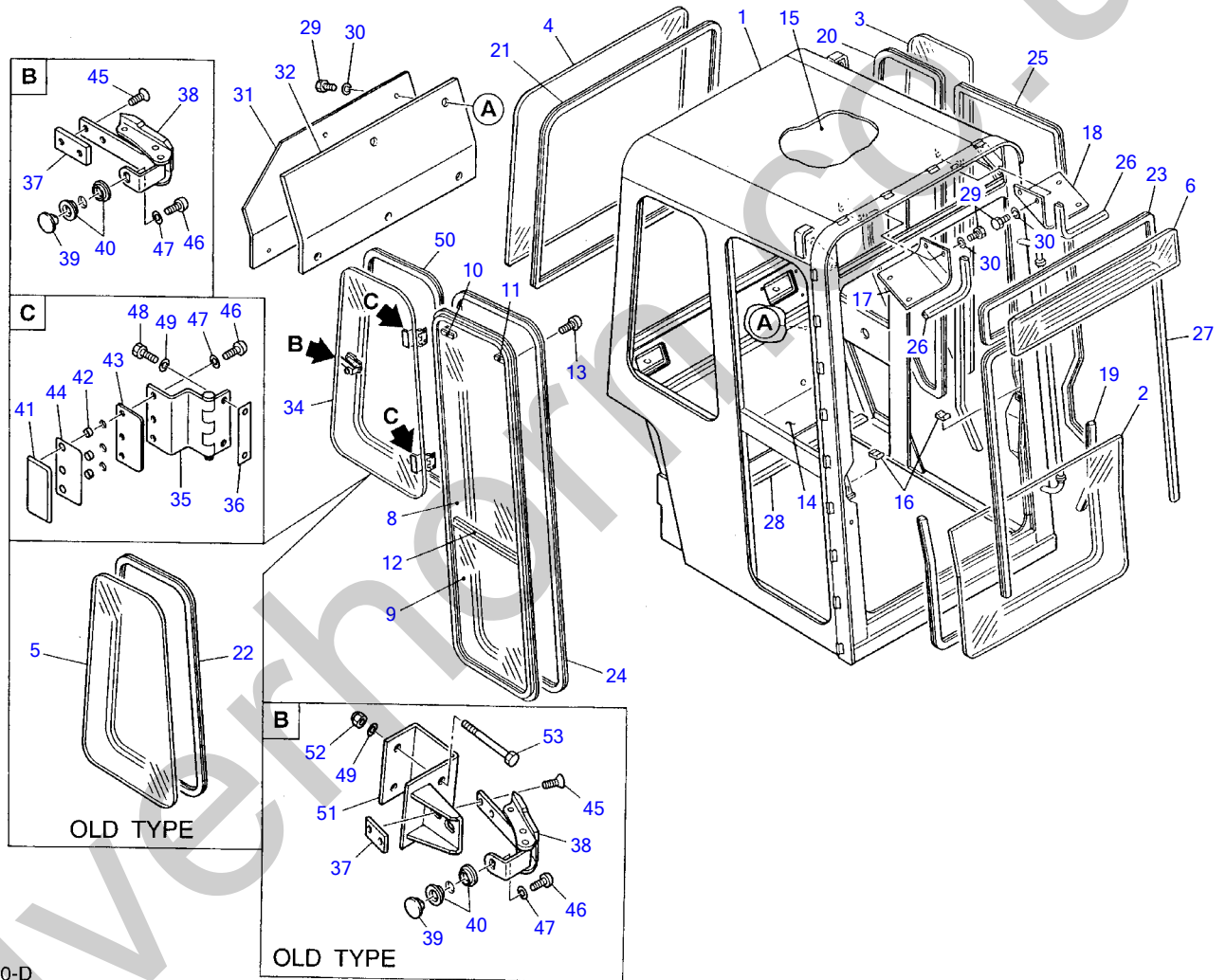
CAB 2							
Item	Part number	Description	Q'ty	Chan.	Serial No.	Serv.	Remarks
1	X 0398607200	FRAME	1		1205001~1205258		
	X 0398617200	FRAME	1		1205259~		
2	0398600300	GLASS	1				
3	0398600400	GLASS	1		1205001~1205258		
	0398613400	GLASS	1		1205259~		
4	0398607300	GLASS	1				
5	0398607400	GLASS	1		#~1205258		
6	0398600700	GLASS	1		1205001~1205258		
	0398613600	GLASS	1		1205259~		
7	0398607500	SASH ASSY	1		1205001~1205258		
	0398613700	SASH ASSY	1		1205259~		
8	0398607502	• GLASS	1		1205001~1205258		
	0398613702	• GLASS	1		1205259~		
9	0398607503	• GLASS	1		1205001~1205258		
	0398613703	• GLASS	1		1205259~		
10	1654007000	• LOCK ASSY (R.H.)	1				
11	1654007200	• LOCK ASSY (L.H.)	1				
12	1654007400	• STRIP, weather	1				
13	1120740510	• SCREW	6				
14	0398607700	ABSORBENT	1				
15	0398607800	ABSORBENT	1		1205001~1205258		
	0398613800	ABSORBENT	1		1205259~		
16	0398601400	STOPPER	2				
17	0398608000	COVER	1		1205001~1205258		
	0398613900	COVER	1		1205259~		
18	0398608100	COVER	1		1205001~1205258		
	0398614000	COVER	1		1205259~		
19	1654231180	H-RUBBER	1				sold by the meter
20	1654231310	H-RUBBER	1		1205001~1205258		sold by the meter
	1654231299	H-RUBBER	1		1205259~		sold by the meter
21	1654231315	H-RUBBER	1				sold by the meter
22	1654231240	H-RUBBER	1		#~1205258		sold by the meter
23	1654231195	H-RUBBER	1		1205001~1205258		sold by the meter
	1654231181	H-RUBBER	1		1205259~		sold by the meter
24	1654231360	H-RUBBER	1		1205001~1205258		sold by the meter
	1654231345	H-RUBBER	1		1205259~		sold by the meter
25	1654605340	SEAL	1		1205001~1205258		sold by the meter
	1654605342	SEAL	1		1205259~		sold by the meter
26	1654606033	SEAL	2				sold by the meter
27	1654605270	SEAL	1		1205001~1205258		sold by the meter
	1654605262	SEAL	1		1205259~		sold by the meter
28	1654605090	SEAL	1				sold by the meter
29	1100090812	BOLT	13				
30	1140090008	WASHER, spring	13				
31	0398614100	BOARD	1				
32	0398614200	ABSORBENT	1				
33	0398612900	GLASS ASSY (R.H.)	1		#~1205258		
	0398616700	GLASS ASSY (R.H.)	1		1205259~		
34	0398612901	• GLASS	1		#~1205258		
	0398616401	• GLASS	1		1205259~		
35	0338622200	• HINGE	2		#~		
36	0338622300	• SPACER	2		1205259~		
37	0338622400	• PLATE	1		#~		
38	1654004008	• LOCK	1		#~		
39	1654004006	• RETAINER	1		#~		
40	1654004007	• PACKING	2		#~		
41	1654007002	• RETAINER	2		#~		
42	1654004001	• PACKING	6		#~		
43	1654004002	• PACKING	2		#~		
44	1654004003	• PACKING	2		#~		
45	1120630616	• SCREW	2		#~		
46	1120530510	• SCREW	7		#~		
47	1140020005	• WASHER, spring	7		#~		
48	1100040680	• BOLT	4		#~1205258		
	1100040616	• BOLT	4		1205259~		
49	1140020006	• WASHER, spring	10		#~1205258		
	1140020006	• WASHER, spring	4		1205259~		
50	1654520238	• RUBBER	1		#~1205258		sold by the meter



K2-36a-2-D

Item	Part number	Description	CAB 2 Q'ty	Chan.	Serial No.	Serv.	Remarks
50	1654520235	• RUBBER	1		1205259~		sold by the meter
51	0398612902	• CHANNEL	2		#~1205258		
52	0398612903	• PLATE	1		#~1205258		
53	0398612904	• PLATE	1		#~1205258		
54	1130040006	• NUT	1		#~1205258		
55	1134030006	• NUT	1		#~1205258		
56	1120530650	• SCREW	2		#~1205258		
57	1100240645	• BOLT	1		#~1205258		
57		NOTE					
57		1. 03986-07100 CAB ASSY					
57		2. 03986-17100 CAB ASSY					
	K236a5L						

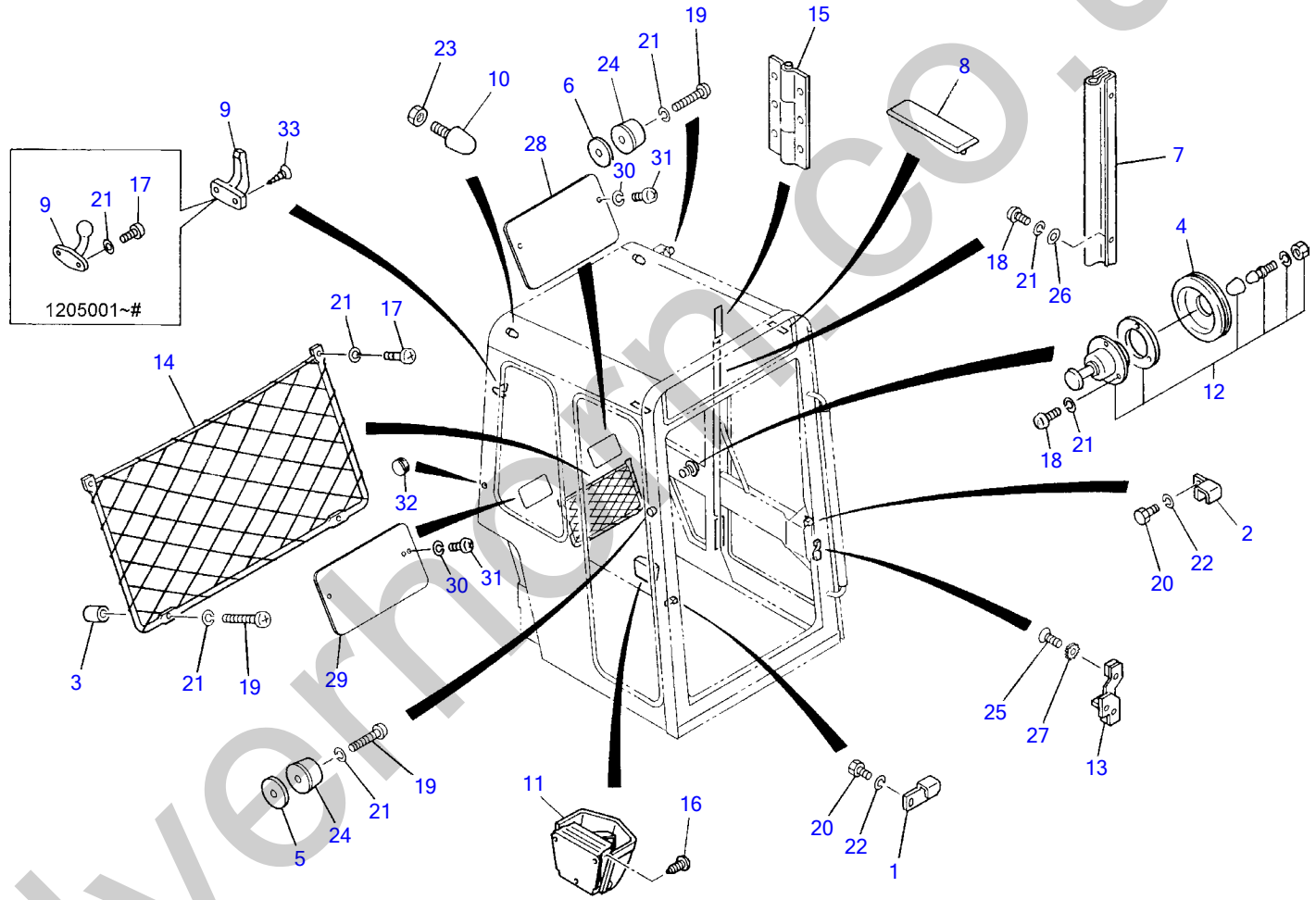
Silverhorn.CO.UK



K2-36d-0-D

CAB 2

Item	Part number	Description	Q'ty	Chan.	Serial No.	Serv.	Remarks
1	X 0398613200	FRAME	1				
2	0398600300	GLASS	1				
3	0398613400	GLASS	1				
4	0398607300	GLASS	1				
5	0398607400	GLASS	1		old type		
6	0398613600	GLASS	1				
7	0398613700	SASH ASSY	1				
8	0398613702	• GLASS	1				
9	0398613703	• GLASS	1				
10	1654007000	• LOCK ASSY (R.H.)	1				
11	1654007200	• LOCK ASSY (L.H.)	1				
12	1654007400	• STRIP, weather	1				
13	1120740510	• SCREW	6				
14	0398607700	ABSORBENT	1				
15	0398613800	ABSORBENT	1				
16	0398601400	STOPPER	2				
17	0398613900	COVER	1				
18	0398614000	COVER	1				
19	1654231180	H-RUBBER	1				sold by the meter
20	1654231299	H-RUBBER	1				sold by the meter
21	1654231315	H-RUBBER	1				sold by the meter
22	1654231240	H-RUBBER	1		old type		sold by the meter
23	1654231181	H-RUBBER	1				sold by the meter
24	1654231345	H-RUBBER	1				sold by the meter
25	1654605342	SEAL	1				sold by the meter
26	1654606033	SEAL	2				sold by the meter
27	1654605262	SEAL	1				sold by the meter
28	1654605090	SEAL	1				sold by the meter
29	1100090812	BOLT	13				
30	1140090008	WASHER, spring	13				
31	0398614100	BOARD	1				
32	0398614200	ABSORBENT	1				
33	0398616800	GLASS ASSY (R.H.)	1		old type		
	0398616700	GLASS ASSY (R.H.)	1		new type		
34	0398616401	• GLASS	1		old type		
	0398616701	• GLASS	1		new type		
35	0338622200	• HINGE	2		new type		
36	0338622300	• SPACER	2		new type		
37	0338622400	• PLATE	1		new type		
38	1654004008	• LOCK	1		new type		
39	1654004006	• RETAINER	1		new type		
40	1654004007	• PACKING	2		new type		
41	1654007002	• RETAINER	2		new type		
42	1654004001	• PACKING	6		new type		
43	1654004002	• PACKING	2		new type		
44	1654004003	• PACKING	2		new type		
45	1120630616	• SCREW	2		new type		
46	1120530510	• SCREW	7		new type		
47	1140020005	• WASHER, spring	7		new type		
48	1100040616	• BOLT	4		new type		
49	1140020006	• WASHER, spring	6		old type		
	1140020006	• WASHER, spring	4		new type		
50	1654520235	• RUBBER	1		new type		sold by the meter
51	0398616801	• BRACKET	1		old type		
52	1134030006	• NUT	2		old type		
53	1100040660	• BOLT	2		old type		
		NOTE					
		1. 03986-13100 CAB ASSY					
	K236d2L						



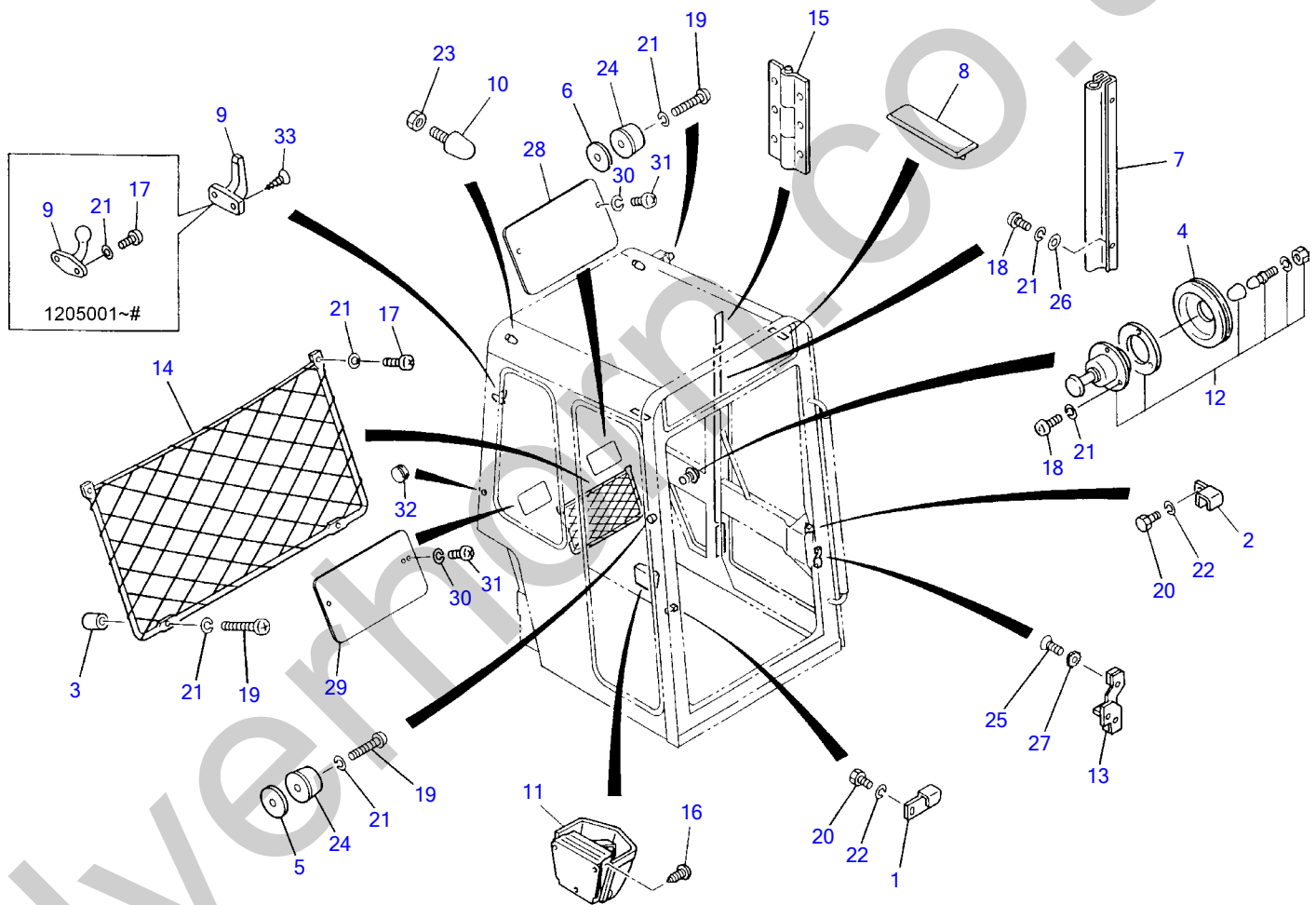
K2-36b-2-D



CAB 3

Item	Part number	Description	Q'ty	Chan.	Serial No.	Serv.	Remarks
1	0398600900	PLATE	1		1205001~1205258		
	0338621500	PLATE	1		1205259~		
2	0398607600	PLATE	1				
3	0398601300	COLLAR	2				
4	0398603400	GROMMET	1				
5	0468601600	SHIM	1				
6	0468601700	SHIM	1				
7	0468602100	SEAL	1				
8	0568614300	SPACER	2				
9	1653614389	HANGER	1		1205001~#		discontinued
	1654004800	HANGER	1		#~		
10	1651101224	STOPPER	2				
11	1653691970	ASHTRAY	1				
12	1653691460	CATCHER ASSY	1				
13	0068620500	STRIKER	1				
14	1653691350	POCKET ASSY	1				
15	0468601800	HINGE	2				
16	1122500408	SCREW	3				
17	1120590512	SCREW	4		1205001~#		
	1120590512	SCREW	2		#~		
18	1120590508	SCREW	17				
19	1120590525	SCREW	6				
20	1100090812	BOLT	2				
21	1140090005	WASHER, spring	27		1205001~#		
	1140090005	WASHER, spring	25		#~		
22	1140090008	WASHER, spring	2				
23	1130140012	NUT	2				
24	1652103824	RUBBER	2				
25	1120630816	SCREW	2				
26	1141190005	WASHER	14				
27	1140330008	WASHER	2				
28	0398608800	COVER	1				
29	0398608900	COVER	1				
30	1140020004	WASHER, spring	4				
31	1120530408	SCREW	4				
32	1652051200	GROMMET	1				
33	1122500412	SCREW	2		#~		
	K236b3L						

Silverhorn.co.uk

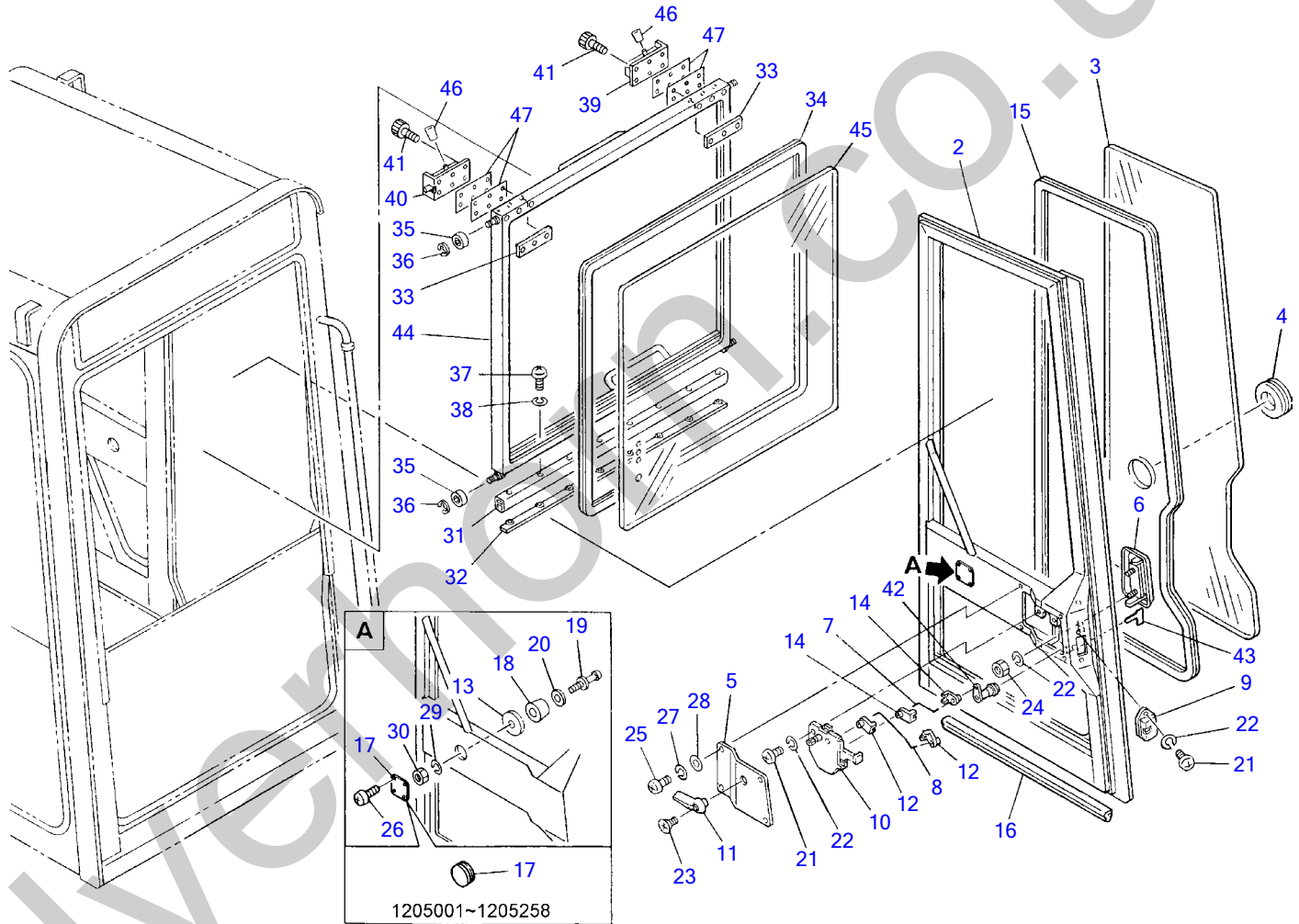


K2-36e-1-D

CAB 3

Item	Part number	Description	Q'ty	Chan.	Serial No.	Serv.	Remarks
1	0398600900	PLATE	1				
2	0398607600	PLATE	1				
3	0398601300	COLLAR	2				
4	0398603400	GROMMET	1				
5	0468601600	SHIM	1				
6	0468601700	SHIM	1				
7	0468602100	SEAL	1				
8	0568614300	SPACER	2				
9	1653614389	HANGER	1		1205001~#		discontinued
	1654004800	HANGER	1		#~		
10	1651101224	STOPPER	2				
11	1653691970	ASHTRAY	1				
12	1653691460	CATCHER ASSY	1				
13	0068620500	STRIKER	1				
14	1653691350	POCKET ASSY	1				
15	0468601800	HINGE	2				
16	1122500408	SCREW	3				
17	1120590512	SCREW	4				
	1120590512	SCREW	2		1205001~#		
18	1120590508	SCREW	19		#~		
19	1120590525	SCREW	4				
20	1100090812	BOLT	2				
21	1140090005	WASHER, spring	27		1205001~#		
	1140090005	WASHER, spring	25		#~		
22	1140090008	WASHER, spring	2				
23	1130140012	NUT	2				
24	1652103824	RUBBER	2				
25	1120630816	SCREW	2				
26	1141190005	WASHER	14				
27	1140330008	WASHER	2				
28	0398614300	COVER	1				
29	0398608900	COVER	1				
30	1140020004	WASHER, spring	4				
31	1120530408	SCREW	4				
32	1652051200	GROMMET	1				
33	1122500412	SCREW	2		#~		

K236e1L

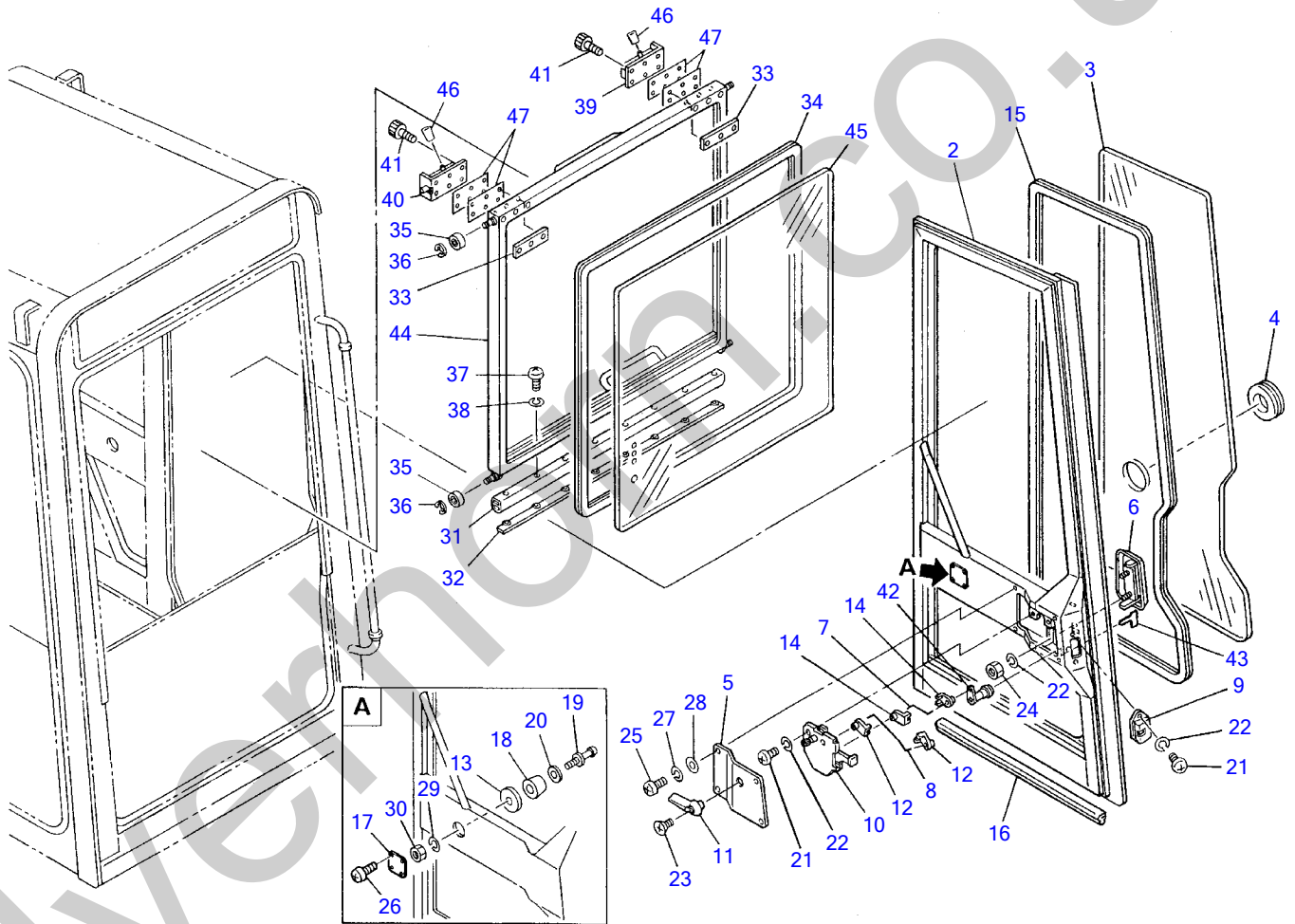


K2-36c-2-D

CAB 4

Item	Part number	Description	Q'ty	Chan.	Serial No.	Serv.	Remarks
1	0398611000	DOOR ASSY	1		1205001~1205258		H=1533mm
	0398615000	DOOR ASSY	1		1205259~		H=1499mm
2	0398610100	• DOOR	1		1205001~1205258		
	0398615100	• DOOR	1		1205259~		
3	0398603200	• GLASS	1		1205001~1205258		
	0398615200	• GLASS	1		1205259~		
4	0398603400	• GROMMET	1				
5	0398610200	• COVER	1				
6	0398610300	• HANDLE	1				
7	0398610400	• ROD	1				
8	0398610500	• ROD	1				
9	0068620400	• LOCK ASSY	1				
10	0398610600	• CONTROL	1				
11	0398610700	• HANDLE	1				
12	0068621500	• SNAP	2				
13	0468603300	• WASHER	1				
14	0398610900	• SNAP	2				
15	1654231375	• H-RUBBER	1				
16	1654605060	• SEAL	1				
17	1652053800	• GROMMET	1		1205001~1205258		sold by the meter
	0398615300	• PLATE	1		1205259~		
18	X *****	• RUBBER	1				
19	X *****	• CATCH	1				
20	X *****	• WASHER	1				
21	1120590612	• SCREW	4				
22	1140090006	• WASHER	6				
23	1120790516	• SCREW	1				
24	1130040006	• NUT	2				
25	1120590512	• SCREW	4				
26	1120590410	• SCREW	4		1205259~		
27	1140090005	• WASHER, spring	4				
28	1141190005	• WASHER	4				
29	1140020008	• WASHER, spring	1				
30	1130040008	• NUT	1				
31	0398605300	RUBBER	1				
32	0398605400	PLATE	1				
33	0468605400	PLATE	4				
34	1654231313	H-RUBBER	1		1205001~1205258		sold by the meter
	1654231307	H-RUBBER	1		1205259~		sold by the meter
35	1300200608	BEARING	4				
36	1224000006	E-RING	4				
37	1120590410	SCREW	8		1205001~1205258		
	1120590414	SCREW	6		1205259~		
38	1140090004	WASHER, spring	8		1205001~1205258		
	1140090004	WASHER, spring	6		1205259~		
39	1653613241	LATCH (L.H.)	1				
40	1653613240	LATCH (R.H.)	1				
41	1110040512	SCREW, cap	12				
42	1653611527	KEY ASSY	1				
43	1700100019	KEY	1				
44	0398612100	SASH, front	1		1205001~1205258		H=820mm
	0398616100	SASH, front	1		1205259~1205335		H=790mm
	0398618100	SASH, front	1		1205336~		H=790mm
45	0398612200	GLASS	1		1205001~1205258		
	0398616200	GLASS	1		1205259~		
46	0398612500	GRIP	2				
47	0468605031	SHIM	AR				t=1.6mm
	0468605032	SHIM	AR				t=1.2mm
	0468605033	SHIM	AR				t=0.7mm

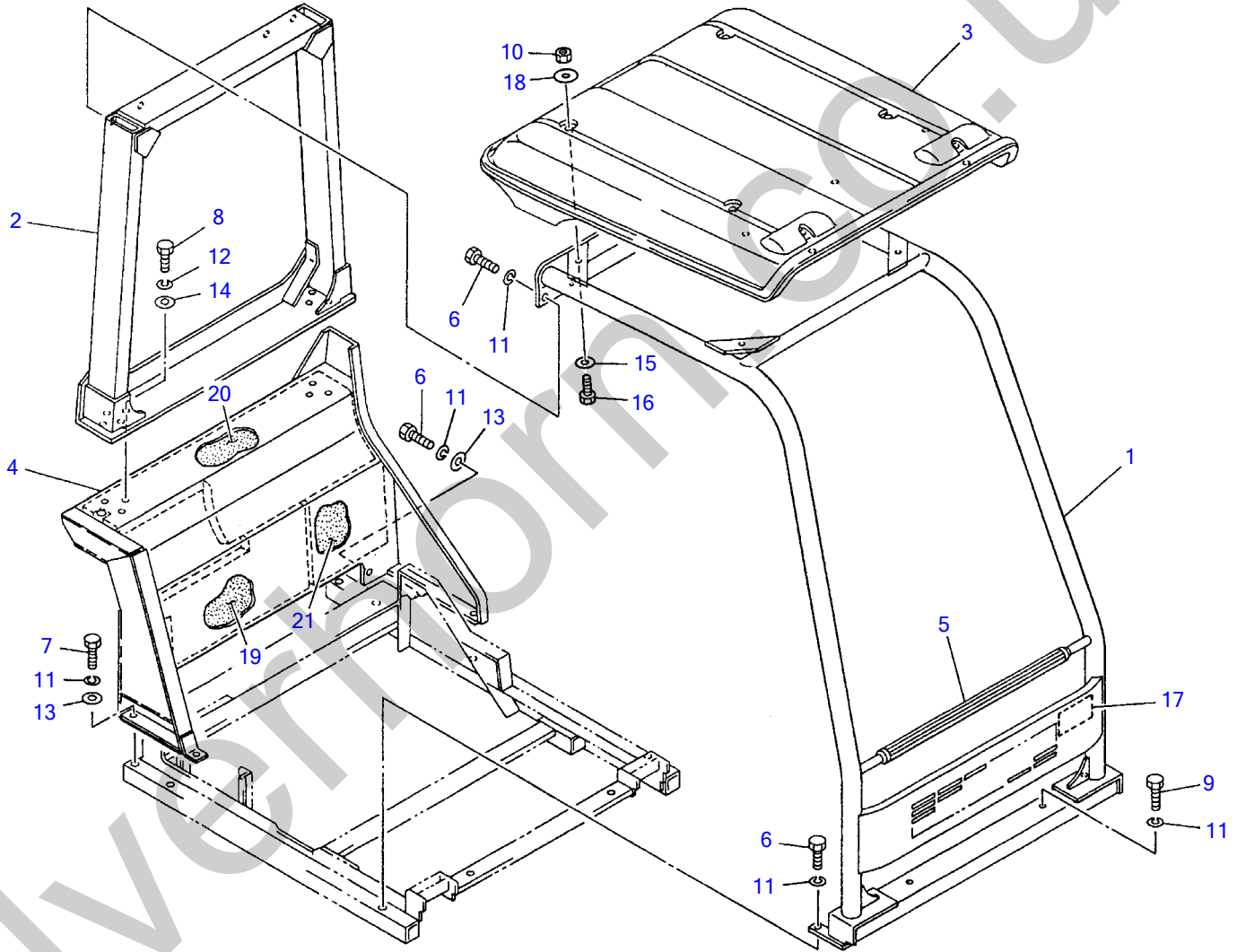
NOTE  
 1. SASH ASSY, front (with wiper motor)  
 2. 03986-12000  
 1/4± 1/4(Ü²Êß%•t)  
 3. 03986-16000  
 1/4± 1/4(Ü²Êß%•t)  
 4. 03986-18000  
 1/4± 1/4(Ü²Êß%•t)



K2-36f-0-D

CAB 4

Item	Part number	Description	Q'ty	Chan.	Serial No.	Serv.	Remarks
1	0398615000	DOOR ASSY	1				
2	0398615100	• DOOR	1				
3	0398615200	• GLASS	1				
4	0398603400	• GROMMET	1				
5	0398610200	• COVER	1				
6	0398610300	• HANDLE	1				
7	0398610400	• ROD	1				
8	0398610500	• ROD	1				
9	0068620400	• LOCK ASSY	1				
10	0398610600	• CONTROL	1				
11	0398610700	• HANDLE	1				
12	0068621500	• SNAP	2				
13	0468603300	• WASHER	1				
14	0398610900	• SNAP	2				
15	1654231375	• H-RUBBER	1				sold by the meter
16	1654605060	• SEAL	1				sold by the meter
17	0398615300	• PLATE	1				
18	X *****	• RUBBER	1				
19	X *****	• CATCH	1				
20	X *****	• WASHER	1				
21	1120590612	• SCREW	4				
22	1140090006	• WASHER	6				
23	1120790516	• SCREW	1				
24	1130040006	• NUT	2				
25	1120590512	• SCREW	4				
26	1120590410	• SCREW	4				
27	1140090005	• WASHER, spring	4				
28	1141190005	• WASHER	4				
29	1140020008	• WASHER, spring	1				
30	1130040008	• NUT	1				
31	0398605300	RUBBER	1				
32	0398605400	PLATE	1				
33	0468605400	PLATE	4				
34	1654231307	H-RUBBER	1				sold by the meter
35	1300200608	BEARING	4				
36	1224000006	E-RING	4				
37	1120590414	SCREW	8				
38	1140090004	WASHER, spring	8				
39	1653613241	LATCH (L.H.)	1				
40	1653613240	LATCH (R.H.)	1				
41	1110040512	SCREW, cap	12				
42	1653611527	KEY ASSY	1				
43	1700100019	KEY	1				
44	0398618100	SASH, front	1				
45	0398616200	GLASS	1				
46	0398612500	GRIP	2				
47	0468605031	SHIM	AR				t=1.6mm
	0468605032	SHIM	AR				t=1.2mm
	0468605033	SHIM	AR				t=0.7mm
		NOTE					
		1. SASH ASSY, front (with wiper motor)					
		2. 03986-18000SASH ASSY, front					
	K236f2L						

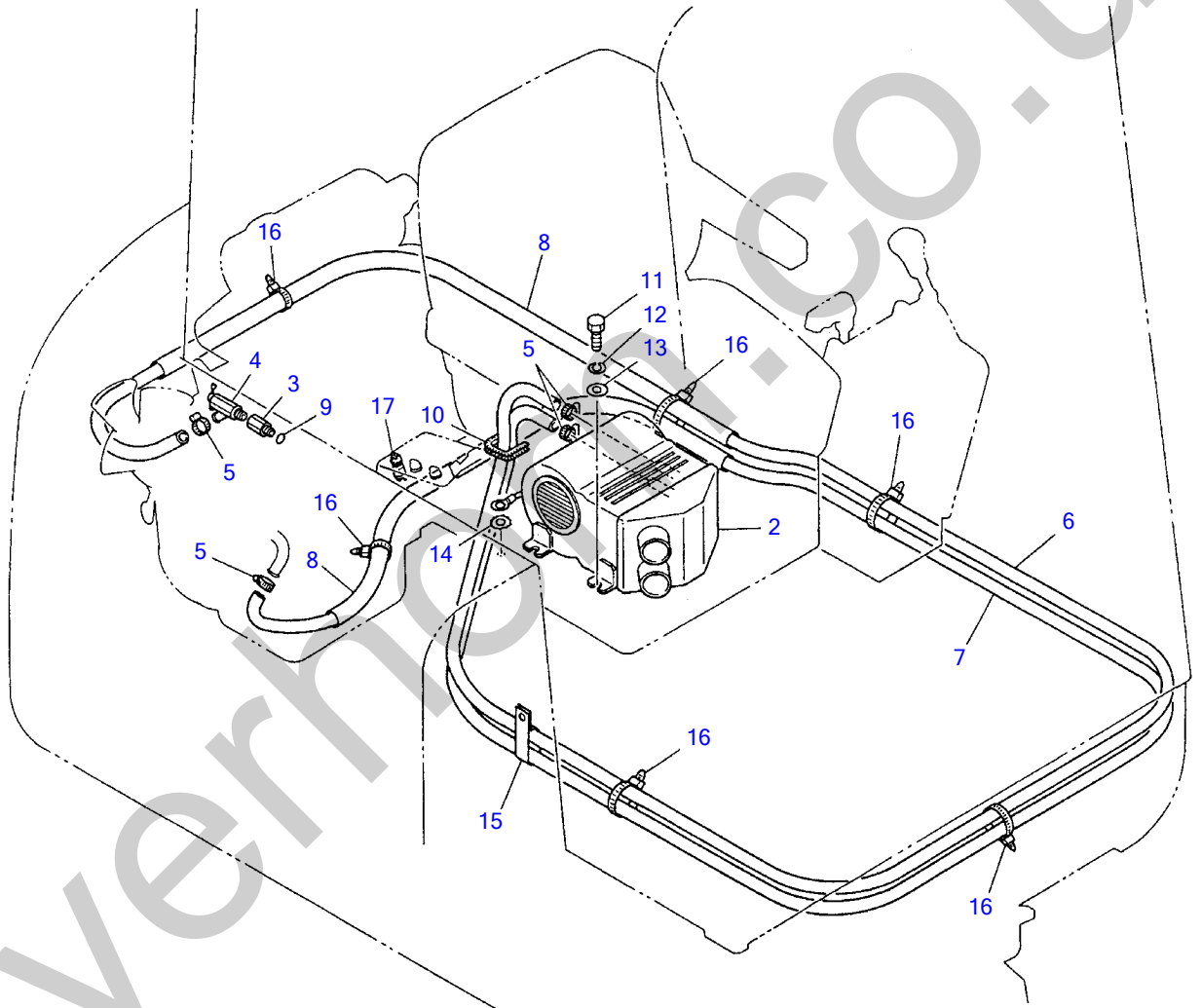


D3-37b-2-D



Item	Part number	Description	CANOPY			Serv.	Remarks
			Q'ty	Chan.	Serial No.		
1	0358408100	POLE, front	1				
2	0358408200	POLE, rear	1				
3	0358400300	ROOF	1		1205001~1205309		
	0368416300	ROOF	1	(H)	1205310~		
4	0348401100	COVER	1				
5	0358403000	GRIP	1				
6	1100041025	BOLT	10				
7	1100041030	BOLT	5				
8	1100041230	BOLT	6				
9	1100041055	BOLT	2				
10	1130040010	NUT	4				
11	1140020010	WASHER, spring	17				
12	1140020012	WASHER, spring	6				
13	1141550010	WASHER	9				
14	1141550012	WASHER	6				
15	1141110010	WASHER	4				
16	1100041035	BOLT	4				
17	0358403500	STICKER	1				
18	0003600020	WASHER	4				
19	0358402900	ABSORBENT	1				
20	0358403100	ABSORBENT	1				
21	0358403400	ABSORBENT	1				
	D337b2L						

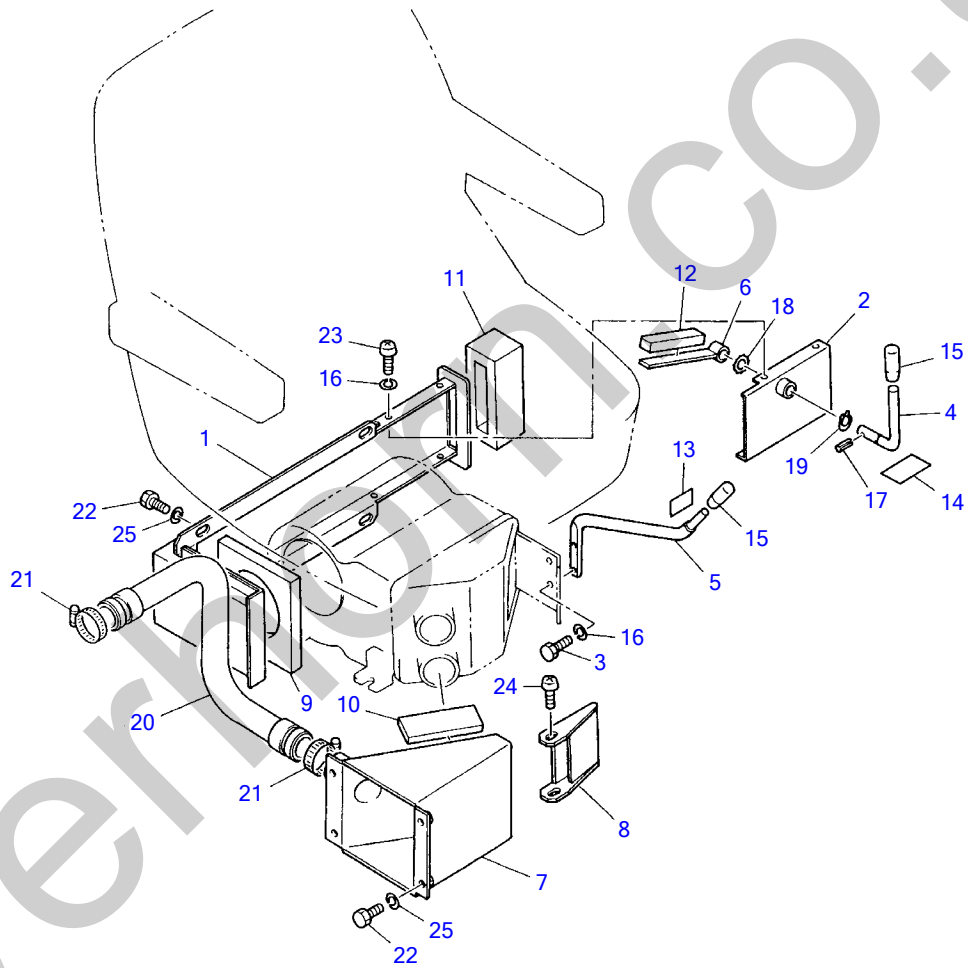
Silverhorn.CO.UK



D3-38c-0-D

Item	Part number	Description	Q'ty	HEATER		Serv.	Remarks
				Chan.	Serial No.		
1	0344590020	HEATER ASSY	1				
2	1911503600	• HEATER	1				
3	0007212041	• BUSHING	1		1205001~1205541		
	0007212049	• BUSHING	1	(H)	1205542~		
4	1911502300	• VALVE	1				
5	1911500500	• BAND	4				
6	1911541870	• HOSE	1				sold by the meter
7	1911541810	• HOSE	1				sold by the meter
8	1531325100	• PROTECTOR	2				sold by the meter
9	1420010140	• O-RING	1		1205001~1205541		
	1541400516	• WASHER	1	(H)	1205542~		
10	1653917125	TRIM	1				sold by the meter
11	1100040816	BOLT	4				
12	1140020008	WASHER, spring	4				
13	0003608252	WASHER	4				
14	1140330008	WASHER	1				
15	0007300019	CLAMP	1				
16	1652231250	BAND	6				
17	1911503400	SWITCH	1				
	D338c3L						

Silverhorn.CO.UK



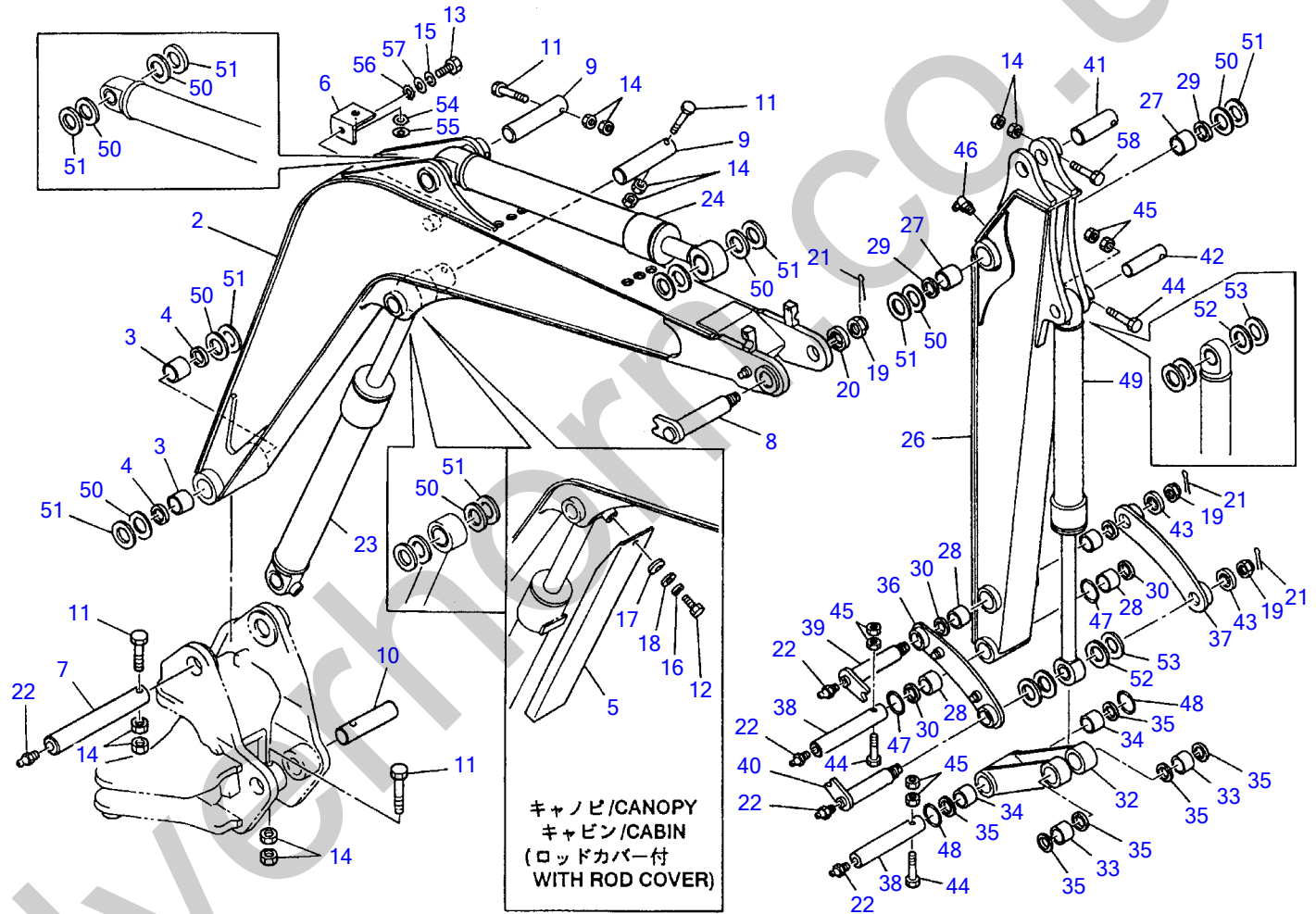
K2-38c-0-D

**DEFROSTER**

Item	Part number	Description	Q'ty	Chan.	Serial No.	Serv.	Remarks
1	0394507100	DUCT	1				
2	0394504200	COVER, duct	1				
3	1100040512	BOLT	2				
4	0394504400	LEVER	1				
5	0394507200	LEVER	1				
6	0394504600	LEVER	1				
7	0394503200	DUCT	1				
8	0394503300	DEFROSTER	1				
9	0394501600	PACKING	1				
10	0394501700	PACKING	1				
11	0394504700	PACKING	1				
12	0394504800	ABSORBENT	1				
13	0394504900	STICKER	1				
14	0189311800	STICKER	1				
15	1650132050	GRIP	2				
16	1140020005	WASHER, spring	6				
17	1213000320	PIN, spring	1				
18	1225000010	WASHER	1				
19	1220010010	RING, snap	1				
20	1567363865	HOSE	1				
21	1533700051	BAND	2				
22	1100040816	BOLT	8				
23	1120530510	SCREW	4				
24	1122500510	SCREW	2				
25	1140020008	WASHER, spring	8				

K238c3L

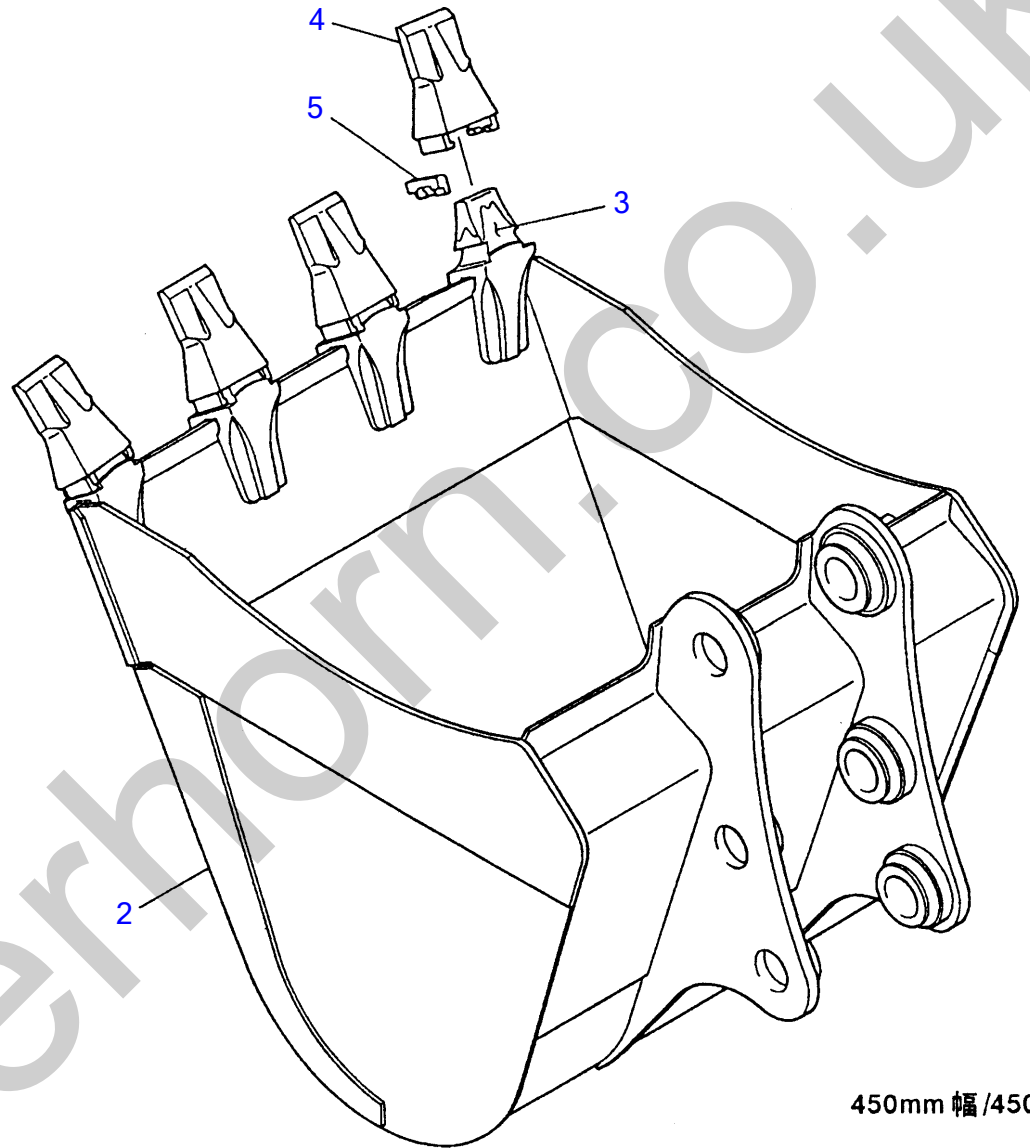
Silverhorn.CO.UK



D3-39a-2-D

Item	Part number	Description	HOE		Serial No.	Serv.	Remarks
			Q'ty	Chan.			
1	0346002100	BOOM ASSY	1		1205001~1205294		
	0346002700	BOOM ASSY	1	(H)	1205295~		
2	X *****	• BOOM	1				
3	0002400028	• BUSHING	2				
4	1432200035	SEAL, dust	2				
5	0346000300	COVER	1				canopy
6	0366012600	ANGLE	1		1205001~1205351		
7	0011572005	PIN	1				
8	0011902005	PIN	1				
9	0011502165	PIN	2				
10	0011512001	PIN	1				
11	1103041080	BOLT	4				
12	1100040816	BOLT	1				canopy
13	1100041025	BOLT	1		1205001~1205351		
14	1130240010	NUT	10				
15	1140020010	WASHER, spring	1		1205001~1205351		
16	1140020008	WASHER, spring	1				canopy
17	1225121016	SPRING, conical	1				canopy
18	0003608003	WASHER	1				canopy
19	1132630024	NUT	3				
20	0003900021	WASHER	1				
21	1210010545	PIN, split	3				
22	1560001000	NIPPLE, grease	5				
23	1900051600	CYLINDER, boom	1		1205001~1205750		canopy
	1900082200	CYLINDER, boom	1	(H)	1205751~		canopy
	1900051700	CYLINDER, boom	1		1205001~1205750		cab
	1900082300	CYLINDER, boom	1	(H)	1205751~		cab
	1900069800	CYLINDER, boom	1		1205001~1205750		cab, $\uparrow$ ÉP°•t/with cover
	1900083100	CYLINDER, boom	1	(H)	1205751~		cab, $\uparrow$ ÉP°•t/with cover
24	1900051800	CYLINDER, arm	1				
25	0346100100	ARM ASSY	1				1020mm long
	0346101100	ARM ASSY, long	1				1270mm long
26	X *****	• ARM	1				
	X *****	• ARM, long	1				
27	0002400028	• BUSHING	2				
28	0002400029	• BUSHING	4				
29	1432200035	SEAL, dust	2				
30	1432200030	SEAL, dust	4				
31	0346100300	ARM ASSY, link	1				
32	X *****	• ARM, link	1				
33	0002100010	• BUSHING	2				
34	0002400029	• BUSHING	2				
35	1432200030	SEAL, dust	6				
36	0346100500	PLATE	1				
37	0346100600	PLATE	1				
38	0011571003	PIN	2				
39	0011901001	PIN	1				
40	0011901002	PIN	1				
41	0011502120	PIN	1				
42	0011501110	PIN	1				
43	0003900012	WASHER	2				
44	1103040865	BOLT	3				
45	1130240008	NUT	6				
46	1560001675	NIPPLE, grease	1				
47	1432900004	O-RING	2				
48	1432900045	O-RING	2				
49	1900051900	CYLINDER, bucket	1				
50	0003600052	SHIM	AR				t=0.5mm
51	0003600051	SHIM	AR				t=0.2mm
52	0003600045	SHIM	AR				t=0.5mm
53	0003600044	SHIM	AR				t=0.2mm
54	1140330008	WASHER	1		1205001~1205351		
55	1141110008	WASHER	1		1205001~1205351		
56	1140330010	WASHER	1		1205001~1205351		
57	1141110010	WASHER	1		1205001~1205351		
58	1103041075	BOLT	1				

D339a4L



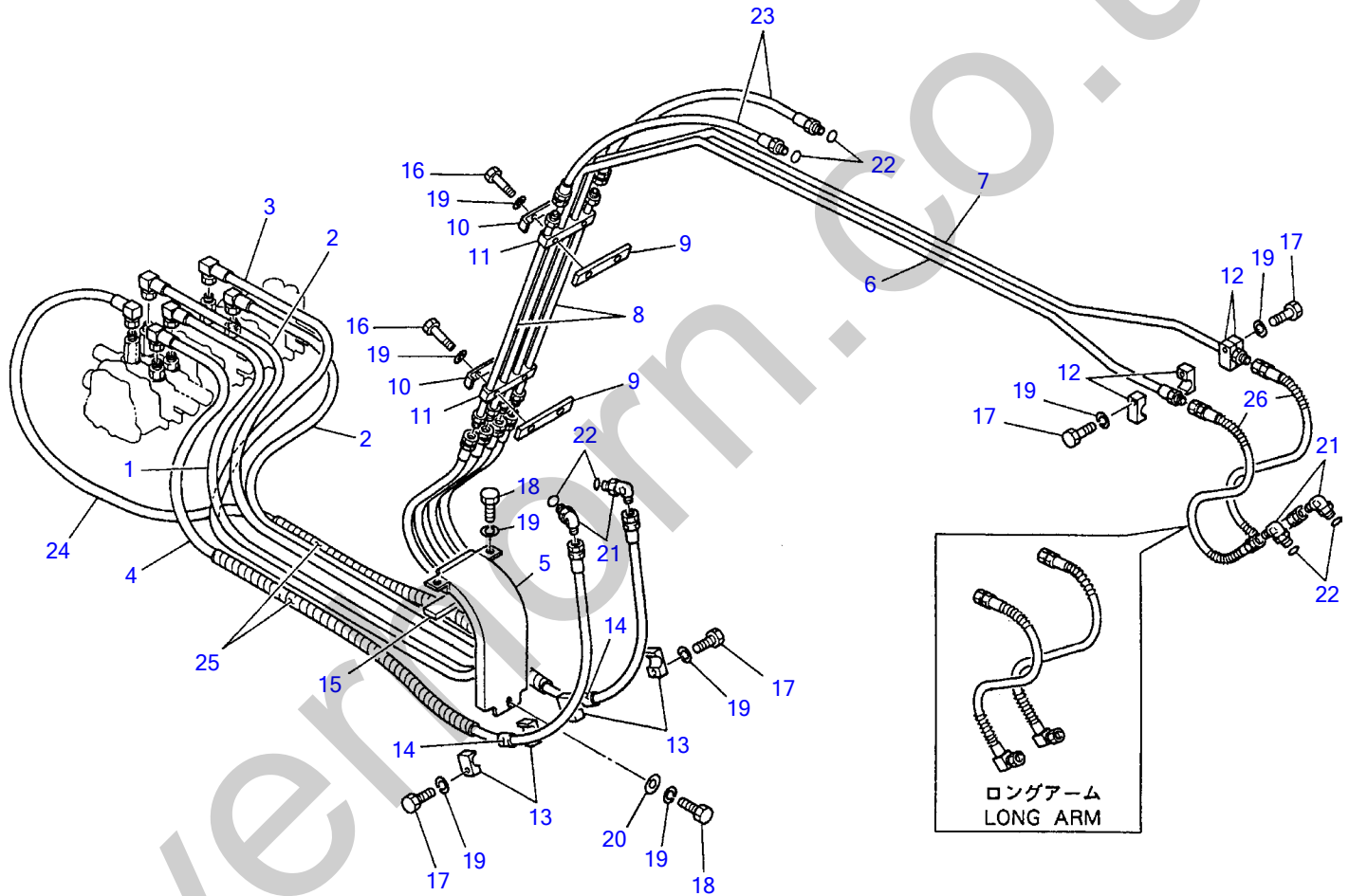
450mm 幅/450 WIDE

D3-40e-0-D



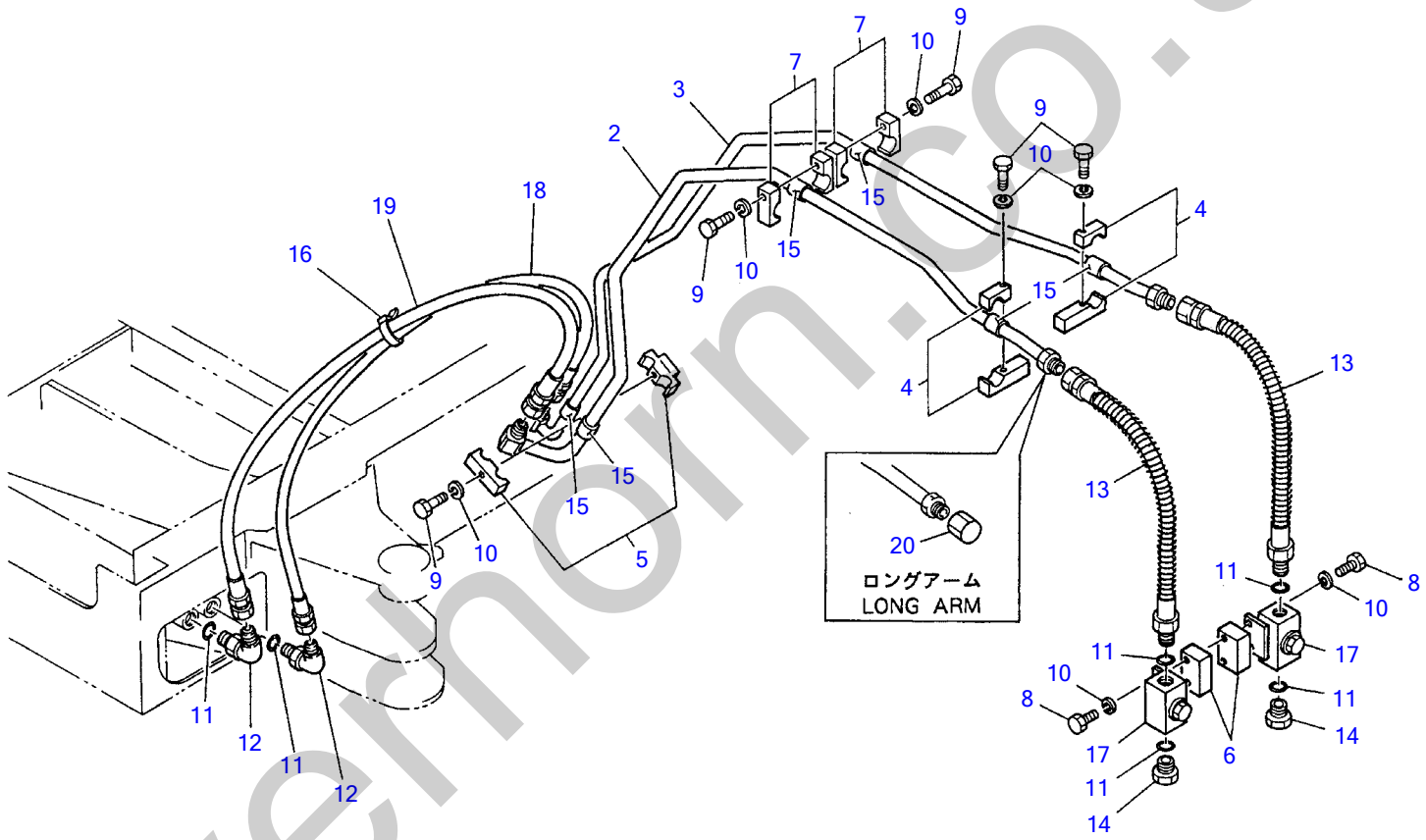
BUCKET 5						
Item	Part number	Description	Q'ty	Chan.	Serial No.	Serv. Remarks
1	0346212000	BUCKET ASSY	1			450wide
2	X *****	▪ BUCKET	1			
3	1914201201	▪ ▪ ADAPTOR, tooth	4			
4	1914201202	▪ POINT, tooth	4			
5	1914201203	▪ PIN, lock	4			
	D340e0L					

Silverhorn.CO.UK



D3-41a-1-D

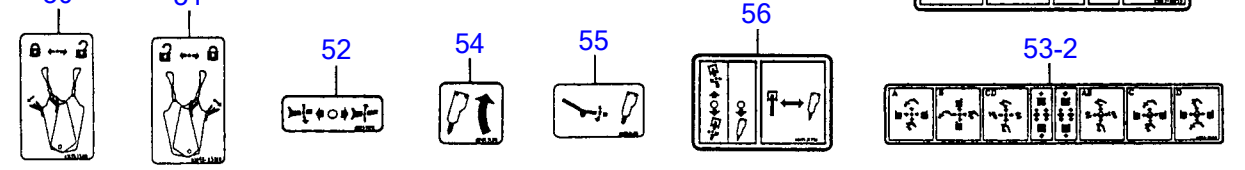
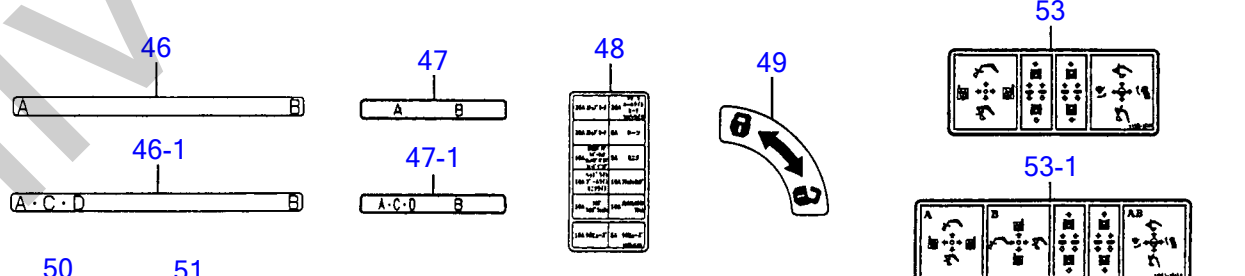
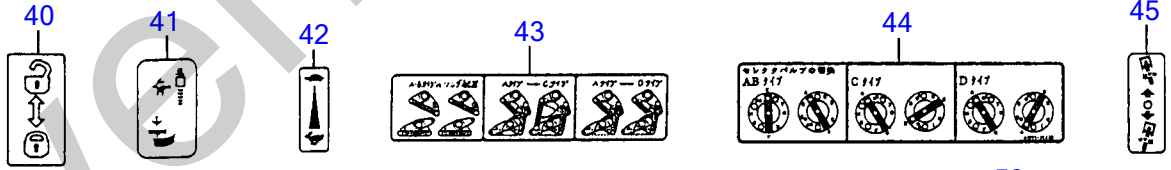
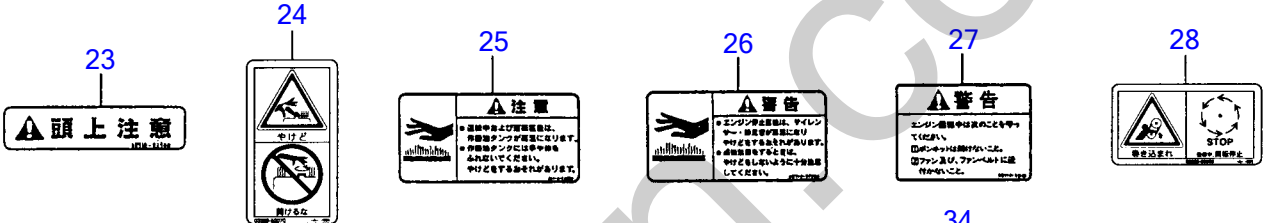
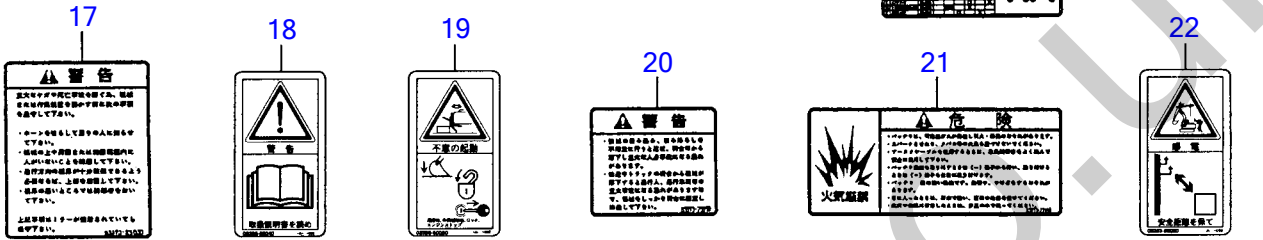
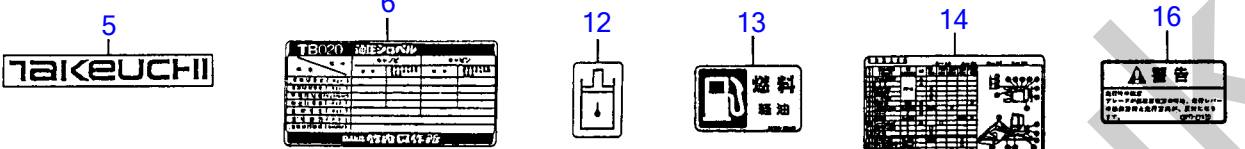
Item	Part number	Description	PIPING; HOE 1			Remarks
			Q'ty	Chan.	Serial No.	
1	1945809186	HOSE ASSY	1			
2	1945809190	HOSE ASSY	2			
3	1945809197	HOSE ASSY	1			
4	0347002500	HOSE ASSY	1			
5	0346002400	PROTECTOR	1			
6	0346002500	PIPE (R.H.)	1			
7	0346002600	PIPE (L.H.)	1			
8	0346000700	PIPE	2			
9	0436003300	CLAMP	2			
10	0147354400	CLAMP	2			
11	0147354500	PROTECTOR	2			
12	0436090009	CLAMP ASSY	1			
13	0433190008	CLAMP ASSY	2			
14	0436002300	GUARD	2			
15	0437301900	RUBBER	1			
16	1100040840	BOLT	4			
17	1100040830	BOLT	4			
18	1100040816	BOLT	3			
19	1140020008	WASEHR, spring	11			
20	1141110008	WASHER	1			
21	1515010041	ELBOW	4			
22	1420010140	O-RING	6			
23	1935029065	HOSE ASSY	2			
24	0347002600	HOSE ASSY	1			
25	1532218150	TUBE	2			sold by the meter
26	1935309070	HOSE ASSY	2			
	1935900003	HOSE ASSY	2			for long arm
	D341a4L					



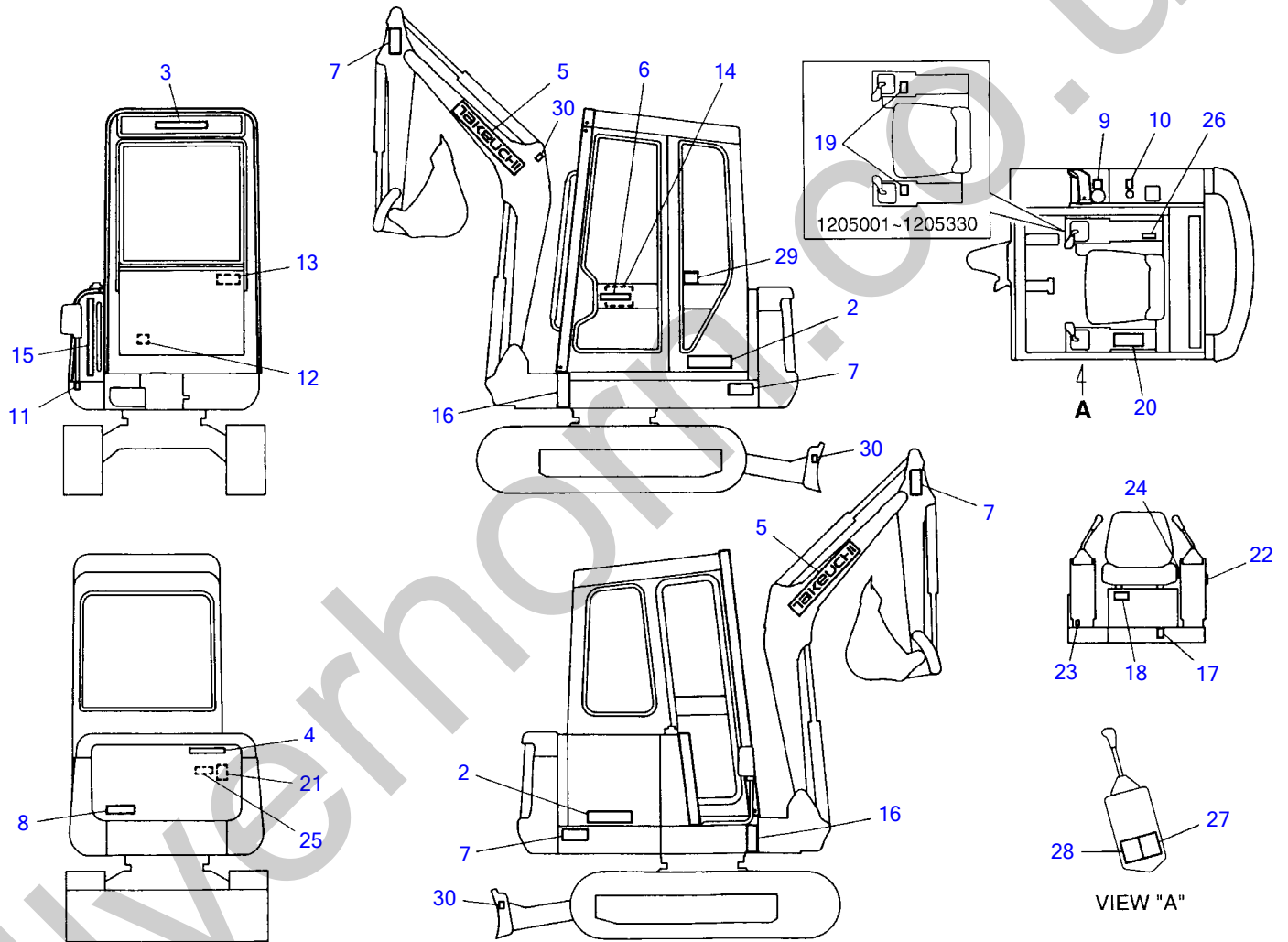
D3-42a-2-D

PIPING; HOE 2						
Item	Part number	Description	Q'ty	Chan.	Serial No.	Serv. Remarks
1	0347390000	PIPING ASSY	1			for Japan
	0347390010	PIPING ASSY	1			
2	0347301100	• PIPE	1			
3	0347301200	• PIPE	1			
4	0347390009	• CLAMP ASSY	2			
4-1	X *****	• • CLAMP	1			☐03473-01301
4-2	X *****	• • CLAMP	1			☐03473-01302
5	0347301400	• CLAMP ASSY	1			
5-1	X *****	• • CLAMP	1			☐04673-01300
5-2	X *****	• • CLAMP	1			☐04673-01400
6	0417311400	• PLATE	2			for Japan
	0347302100	• PLATE	2			
7	0427390029	• CLAMP ASSY	2			
7-1	X *****	• • CLAMP	1			☐04273-21101
7-2	X *****	• • CLAMP	1			☐04273-21102
8	1100040816	• BOLT	4			
9	1100040835	• BOLT	5			
10	1140020008	• WASHER, spring	9			
11	1420010180	• O-RING	6			
12	1515100112	• ELBOW	2			
13	1935132078	• HOSE ASSY	2			for Japan
	1935132060	• HOSE ASSY	2			
14	1515600502	• PLUG	2			
15	1531419003	• PROTECTOR	6			
16	1652201005	• BAND	1			
17	1901719800	• VALVE, stop	2			
18	1935212137	• HOSE ASSY	1			
19	1935212141	• HOSE ASSY	1			
20	1513900004	• PLUG	2			
	D342a5L					

DECAL



DECAL							
Item	Part number	Description	Q'ty	Chan.	Serial No.	Serv.	Remarks
0	0349390190	DECAL SET	1				canopy, ØY Ž@/link type
	0349390200	DECAL SET	1				canopy, -û³Ž@/hydraulic type
	0349390210	DECAL SET	1				cab, ØY Ž@/link type
	0349390220	DECAL SET	1				cab, -û³Ž@/hydraulic type
1	0349300200	• DECAL	2				
2	0359306100	• DECAL	1				
3	0359306200	• DECAL	1				
4	0359306300	• DECAL	2				
5	0569321400	• DECAL	1				cab
6	0349325100	• DECAL	1				
12	0359306700	• DECAL	1				
13	0871082240	• SYMBOL MARK	1				
14	0349300300	• DECAL	1				
16	0359325020	• DECAL	1				
17	0359325030	• DECAL	1				
18	0339350040	• DECAL	1				
19	0339350050	• DECAL	1				
20	0359325090	• DECAL	1				
21	0359325140	• DECAL	1				
22	0339350060	• DECAL	1				
23	0871082300	• DECAL	1				
24	0339350070	• DECAL	1				
25	0871082220	• DECAL	1				
26	0871082280	• DECAL	1				
27	0871082120	• DECAL	1				
28	0329360500	• DECAL	1				
29	0329360300	• DECAL	1				
30	0339350020	• DECAL	2				
32	0339350030	• DECAL	2				
33	0359325060	• DECAL	1				
34	0339350110	• DECAL	2				
35	0359325080	• DECAL	1				
36	0359325100	• DECAL	2				
38	0339350130	• DECAL	2				cab
39	0359325130	• DECAL	1				
40	0329352400	• SYMBOL MARK	1				
41	0339318300	• DECAL	1				
42	0359317200	• DECAL	1				
43	0439306000	• DECAL	1				link type
44	0359325230	• DECAL	1				hydraulic type
45	0359325170	• DECAL	1				
46	0359325280	• DECAL	1				hydraulic type
46-1	0359325290	• DECAL	1				hydraulic type
47	0359325300	• DECAL	1				link type
47-1	0359325310	• DECAL	1				link type
48	0349325030	• DECAL	1				
49	0349325020	• SYMBOL MARK	2				link type
50	0359325200	• DECAL	1				hydraulic type
51	0359325210	• DECAL	1				hydraulic type
52	0359325190	• DECAL	1				
53	0359325240	• DECAL	1				
53-1	0359325250	• DECAL	1				A-B
53-2	0359325260	• DECAL	1				A-B-C-D
54	0359325220	DECAL	1				breaker
55	0359325180	DECAL	1				breaker
56	0359325270	DECAL	1				swing, breaker
	D343d5L						



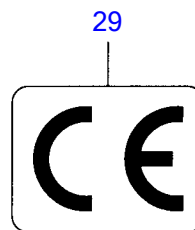
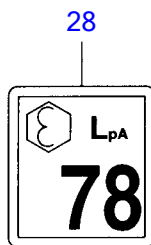
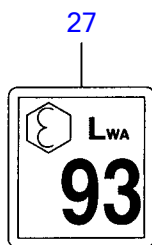
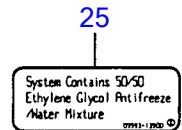
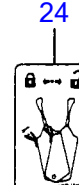
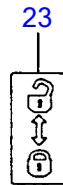
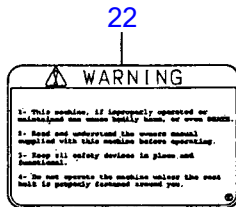

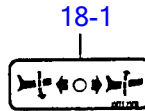

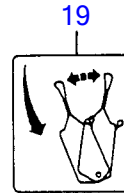
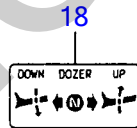

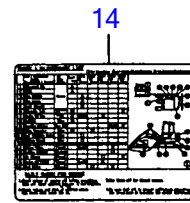
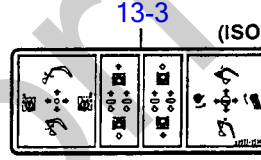
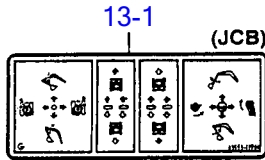
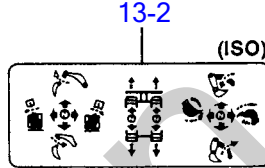
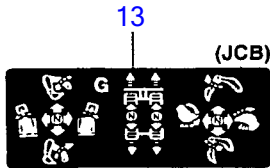
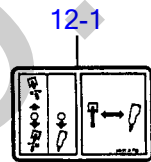
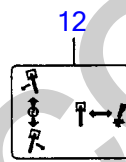
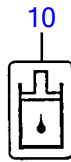
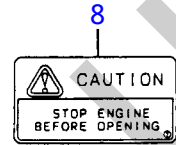
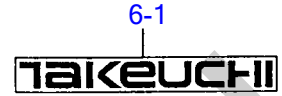
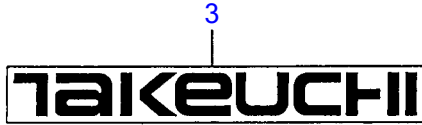

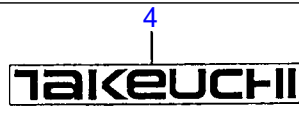
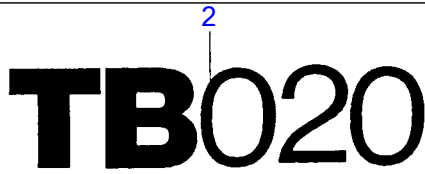
D3-43c-4-D

S=FREE

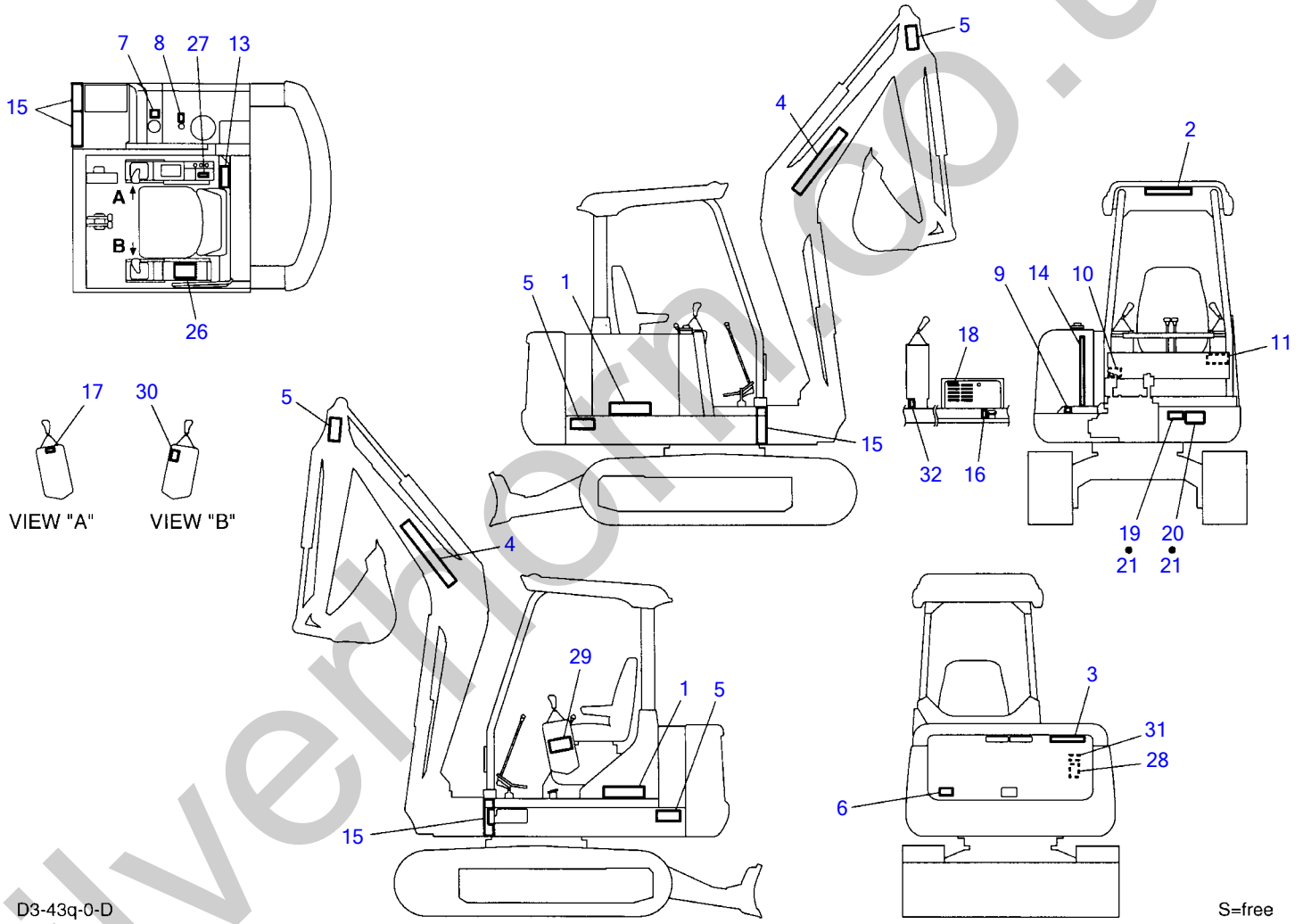


Item	Part number	Description	DECAL		Serial No.	Serv.	Remarks
			Q'ty	Chan.			
1	0349390070	DECAL SET	1		1205001~1205330		
	0349390170	DECAL SET	1		1205331~1205563		
	0349312000	DECAL SET	1		1205564~		
	0349390180	DECAL SET	1				U.S.A. TAKEUCHI
2	0349300200	• DECAL	1				
3	0359306100	• DECAL	1				
4	0359306200	• DECAL	1				
5	0359306300	• DECAL	2				
6	0359306400	• DECAL	1		1205001~1205563		
6-1	0569321400	• DECAL	1	(H)	1205564~		
7	0359306500	• DECAL	4				
8	0359307400	• DECAL	1				
9	0359306600	• SYMBOL MARK	1				
10	0359306700	• SYMBOL MARK	1				
11	0359306800	• DECAL	1		1205001~1205563		
11-1	0359325220	• DECAL	1	(H)	1205564~		
12	0359306900	• DECAL	1		1205001~1205563		
12-1	0359325270	• DECAL	1	(H)	1205564~		
13	0359307000	• DECAL	1		1205001~1205491		JCB pattern
13-1	0359313800	• DECAL	1	(H)	1205492~		JCB pattern
13-2	0349318100	• DECAL	1		1205001~1205563		ISO pattern
13-3	0359325240	• DECAL	1	(H)	1205564~		ISO pattern
14	0349306100	• DECAL	1				
15	0359300400	• DECAL	1				
16	0359301100	• DECAL	4				
17	0439301400	• DECAL	1		1205001~1205491		
	0339318300	• DECAL	1	(H)	1205492~		
18	0569322100	• DECAL	1		1205001~1205563		
18-1	0359325190	• DECAL	1	(H)	1205564~		
19	0359307300	• SYMBOL MARK	2		1205001~1205330		
20	0359313100	• DECAL	1				
21	0569321980	• DECAL	1				
22	0359313700	• DECAL	1				
23	0329352400	• SYMBOL MARK	1		1205564~		
24	0359325200	• DECAL	1		1205564~		
25	0359313900	• DECAL	1		1997. 1~		U.S.A. TAKEUCHI
26	0359317200	• DECAL	1				
27	X *****	• DECAL	1				
28	X *****	• DECAL	1				
29	X *****	• DECAL	1				
30	0399300500	• DECAL	1				
	D343c4L						

DECAL

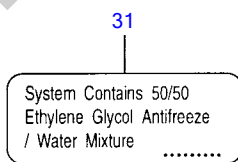
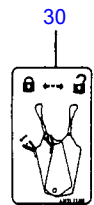
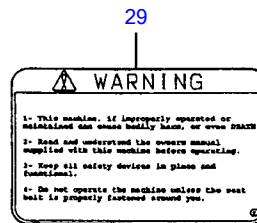
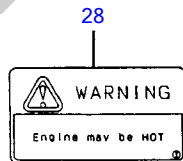

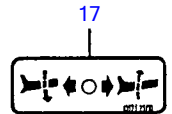
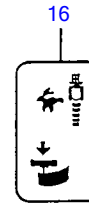
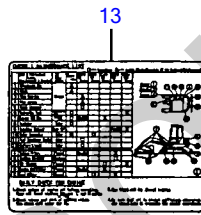
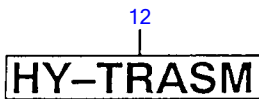
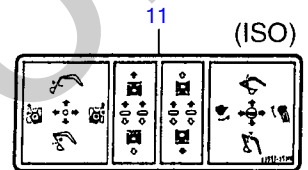
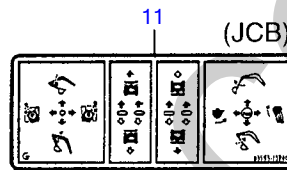
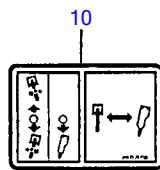
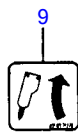
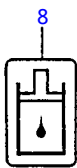
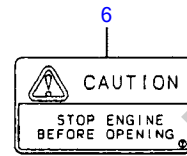

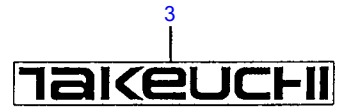
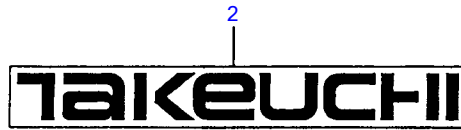
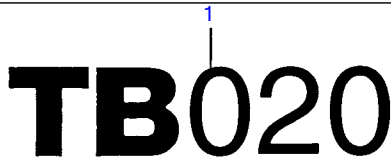


Item	Part number	Description	DECAL		Serial No.	Serv.	Remarks
			Q'ty	Chan.			
1	0349390070	DECAL SET	1		1205001~1205330		
	0349390170	DECAL SET	1		1205331~1205563		
	0349312000	DECAL SET	1		1205564~		
	0349390180	DECAL SET	1				U.S.A. TAKEUCHI
2	0349300200	• DECAL	1				
3	0359306100	• DECAL	1				
4	0359306200	• DECAL	1				
5	0359306300	• DECAL	2				
6	0359306400	• DECAL	1		1205001~1205563		
6-1	0569321400	• DECAL	1	(H)	1205564~		
7	0359306500	• DECAL	4				
8	0359307400	• DECAL	1				
9	0359306600	• SYMBOL MARK	1				
10	0359306700	• SYMBOL MARK	1				
11	0359306800	• DECAL	1		1205001~1205563		
11-1	0359325220	• DECAL	1	(H)	1205564~		
12	0359306900	• DECAL	1		1205001~1205563		
12-1	0359325270	• DECAL	1	(H)	1205564~		
13	0359307000	• DECAL	1		1205001~1205491		JCB pattern
13-1	0359313800	• DECAL	1	(H)	1205492~		JCB pattern
13-2	0349318100	• DECAL	1		1205001~1205563		ISO pattern
13-3	0359325240	• DECAL	1	(H)	1205564~		ISO pattern
14	0349306100	• DECAL	1				
15	0359300400	• DECAL	1				
16	0359301100	• DECAL	4				
17	0439301400	• DECAL	1		1205001~1205491		
	0339318300	• DECAL	1	(H)	1205492~		
18	0569322100	• DECAL	1		1205001~1205563		
18-1	0359325190	• DECAL	1	(H)	1205564~		
19	0359307300	• SYMBOL MARK	2		1205001~1205330		
20	0359313100	• DECAL	1				
21	0569321980	• DECAL	1				
22	0359313700	• DECAL	1				
23	0329352400	• SYMBOL MARK	1		1205564~		
24	0359325200	• DECAL	1		1205564~		
25	0359313900	• DECAL	1		1997. 1~		U.S.A. TAKEUCHI
26	0359317200	• DECAL	1				
27	X *****	• DECAL	1				
28	X *****	• DECAL	1				
29	X *****	• DECAL	1				
30	0399300500	• DECAL	1				
	D343c4L						

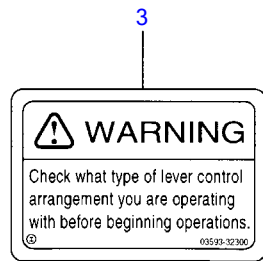
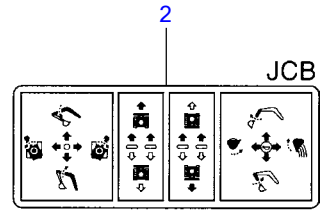
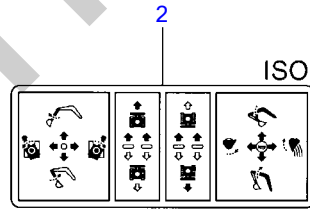
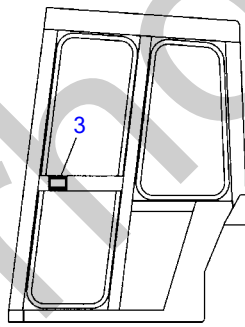
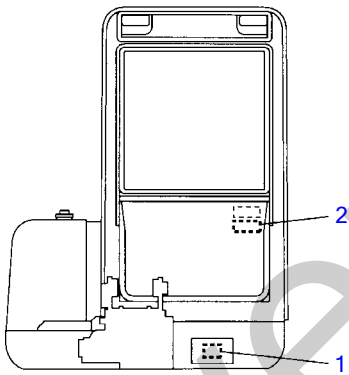
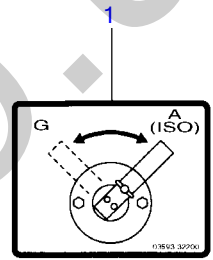
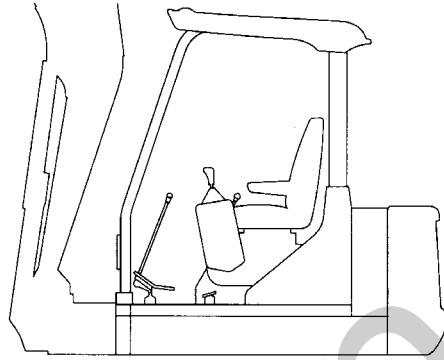
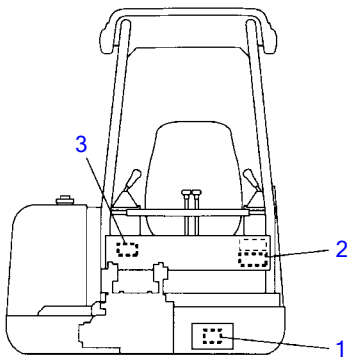


Item	Part number	Description	DECAL	Q'ty	Chan.	Serial No.	Serv.	Remarks
0	0349332000	DECAL SET (English)		1				
	0349333000	DECAL SET (German)		1				
	0349334000	DECAL SET (French)		1				
	0349335000	DECAL SET (Italian)		1				
	0349336000	DECAL SET (U.S. TAKEUCHI)		1				
1	0349300200	• DECAL		2				
2	0359306100	• DECAL		1				
3	0359306200	• DECAL		1				
4	0359306300	• DECAL		2				
5	0359306500	• DECAL (English, U.S.)		4				
	0359308100	• DECAL (German)		4				
	0359309100	• DECAL (French)		4				
	0359310100	• DECAL (Italian)		4				
6	0359307400	• DECAL (English, U.S.)		1				
	0359314400	• DECAL (German)		1				
	0359315400	• DECAL (French)		1				
	0359316400	• DECAL (Italian)		1				
7	0359306600	• SYMBOL MARK		1				
8	0359306700	• SYMBOL MARK		1				
9	0359325220	• DECAL		1				breaker
10	0359325270	• DECAL		1				swing
11	0359313800	• DECAL		1				JCB pattern
	0359325240	• DECAL		1				ISO pattern
13	0349306100	• DECAL (English, U.S.)		1				
	0349307100	• DECAL (German)		1				
	0349308100	• DECAL (French)		1				
	0349309100	• DECAL (Italian)		1				
14	0359300400	• DECAL		1				
15	0359301100	• DECAL		4				
16	0339318300	• DECAL		1				A.C.C pedal
17	0359325190	• DECAL		1				blade
18	X *****	• DECAL		1				
19	X *****	• DECAL		1				
20	X *****	• DECAL (French)		1				
21	X *****	• SCREW		4				
	X *****	• SCREW (French)		8				
26	0359313100	• DECAL (English U.S.)		1				
	0359313300	• DECAL (German)		1				
	0359315100	• DECAL (French)		1				
	0359316100	• DECAL (Italian)		1				
27	0359317200	• DECAL (G, F, I)		1				
28	0569321980	• DECAL (English, U.S.)		1				
29	0359313700	• DECAL (English, U.S.)		1				
	0359314700	• DECAL (German)		1				
	0359315700	• DECAL (French)		1				
	0359316700	• DECAL (Italian)		1				
30	0359325200	• DECAL		1				
31	0359313900	• DECAL (U.S. TAKEUCHI)		1				
32	0329352400	• DECAL		1				
	D343q0L							

DECAL



Item	Part number	Description	DECAL	Q'ty	Chan.	Serial No.	Serv.	Remarks
0	0349332000	DECAL SET (English)		1				
	0349333000	DECAL SET (German)		1				
	0349334000	DECAL SET (French)		1				
	0349335000	DECAL SET (Italian)		1				
	0349336000	DECAL SET (U.S. TAKEUCHI)		1				
1	0349300200	• DECAL		2				
2	0359306100	• DECAL		1				
3	0359306200	• DECAL		1				
4	0359306300	• DECAL		2				
5	0359306500	• DECAL (English, U.S.)		4				
	0359308100	• DECAL (German)		4				
	0359309100	• DECAL (French)		4				
	0359310100	• DECAL (Italian)		4				
6	0359307400	• DECAL (English, U.S.)		1				
	0359314400	• DECAL (German)		1				
	0359315400	• DECAL (French)		1				
	0359316400	• DECAL (Italian)		1				
7	0359306600	• SYMBOL MARK		1				
8	0359306700	• SYMBOL MARK		1				
9	0359325220	• DECAL		1				breaker
10	0359325270	• DECAL		1				swing
11	0359313800	• DECAL		1				JCB pattern
	0359325240	• DECAL		1				ISO pattern
13	0349306100	• DECAL (English, U.S.)		1				
	0349307100	• DECAL (German)		1				
	0349308100	• DECAL (French)		1				
	0349309100	• DECAL (Italian)		1				
14	0359300400	• DECAL		1				
15	0359301100	• DECAL		4				
16	0339318300	• DECAL		1				A.C.C pedal
17	0359325190	• DECAL		1				blade
18	X *****	• DECAL		1				
19	X *****	• DECAL		1				
20	X *****	• DECAL (French)		1				
21	X *****	• SCREW		4				
	X *****	• SCREW (French)		8				
26	0359313100	• DECAL (English U.S.)		1				
	0359313300	• DECAL (German)		1				
	0359315100	• DECAL (French)		1				
	0359316100	• DECAL (Italian)		1				
27	0359317200	• DECAL (G, F, I)		1				
28	0569321980	• DECAL (English, U.S.)		1				
29	0359313700	• DECAL (English, U.S.)		1				
	0359314700	• DECAL (German)		1				
	0359315700	• DECAL (French)		1				
	0359316700	• DECAL (Italian)		1				
30	0359325200	• DECAL		1				
31	0359313900	• DECAL (U.S. TAKEUCHI)		1				
32	0329352400	• DECAL		1				
	D343q0L							



K2-43w-0-D

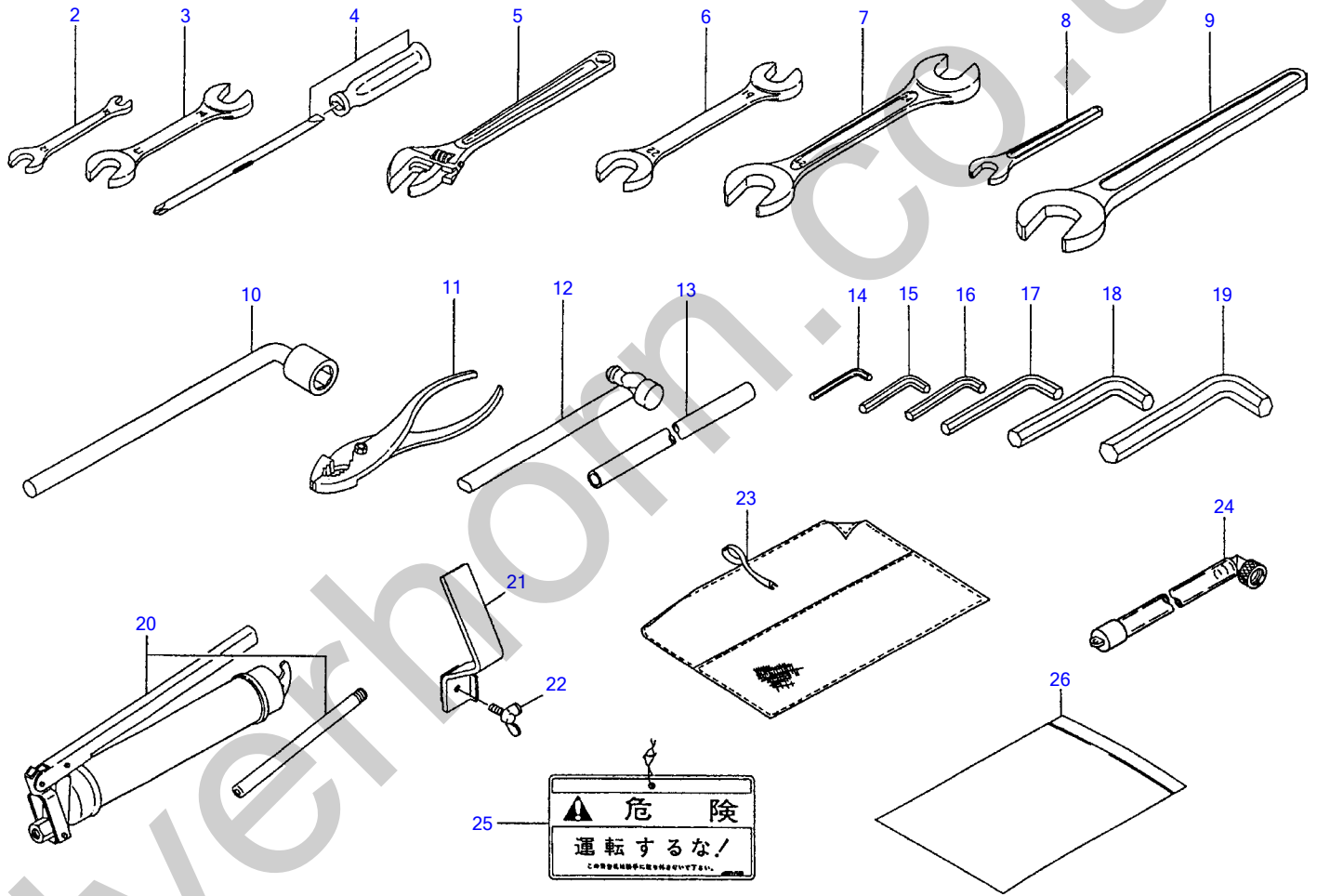
English

German



Item	Part number	Description	Q'ty	DECAL			Remarks
				Chan.	Serial No.	Serv.	
0	0349330000	DECAL SET	1				English
	0349331000	DECAL SET	1				German
1	0359332200	• DECAL	1				
2	0359313800	• DECAL	1				JCB
	0359325240	• DECAL	1				ISO
3	0359332300	• DECAL	1				English
	0359332400	• DECAL	1				German
	D343p0L						

Silverhorn.CO.UK








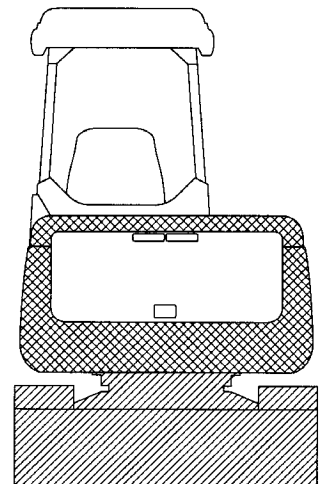
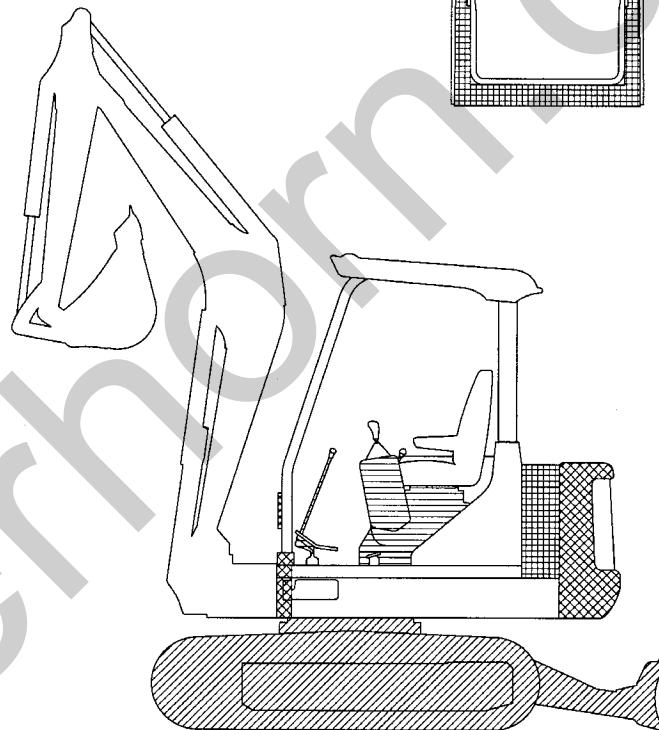
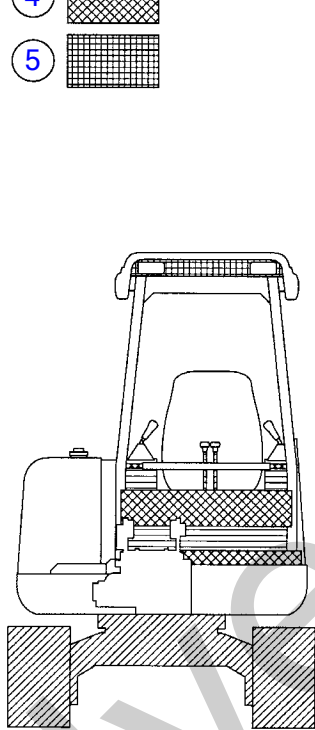
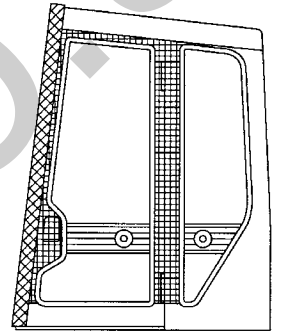

D3-44a-2-D

**TOOL & ACCESSORIES**

Item	Part number	Description	Q'ty	Chan.	Serial No.	Serv.	Remarks
1	0349290000	TOOL SET	1				for Japan
1-1	0349290010	TOOL SET	1				
2	1690001012	• SPANNER	1				
3	1690001417	• SPANNER	1				
4	1690220205	• DRIBER	1				
5	1690400250	• MONKEY WRENCH	1				
6	1690001922	• SPANNER	1				
7	1690002427	• SPANNER	1				
8	1690100013	• SPANNER	1				
9	1690100041	• SPANNER	1				
10	1690830019	• L-WRENCH	1				
11	1690500200	• PRIER	1				
12	1690300330	• HAMMER	1				
13	0007900009	• PIPE	1				
14	1690600400	• WRENCH, hex	1				
15	1690600500	• WRENCH, hex	1				
16	1690600600	• WRENCH, hex	1				
17	1690600800	• WRENCH, hex	1				
18	1690601000	• WRENCH, hex	1				
19	1690601400	• WRENCH, hex	1				
20	1691060600	• GUN ASSY, grease	1				
20-1	1691010800	• GUN ASSY, grease	1				for Japan
21	0359204100	• STOPPER	1				
22	1121530820	• BOLT	1				
23	1691400001	• CASE, tool	1				
24	1554512201	TUBE	1				for EU
25	0359325160	DECAL	1				for Japan
26	1691900001	CASE	1				for Japan
	D344a2L						

Silverhorn.CO.UK

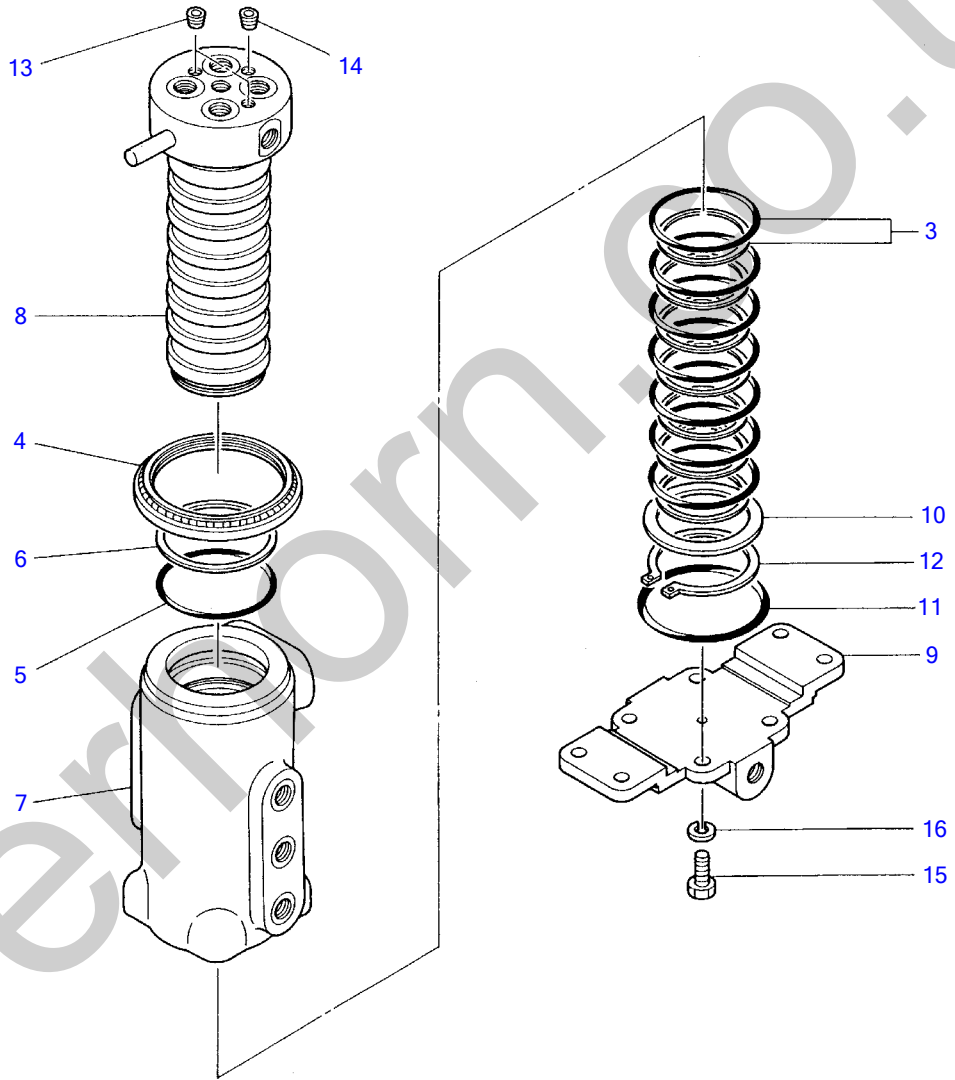
- 1 
- 2 
- 3 
- 4 
- 5 



E3-44d-0-D

Item	Part number	Description	PAINTED COLOR			Remarks
			Q'ty	Chan.	Serial No.	
		PAINTED COLOR				
1	1919060099	GRAY	1			
	1919069099	GRAY	1			spray
2	1919060101	GRAY, brown	1			
	1919069101	GRAY, brown	1			spray
3	1919060103	BROWN, gray	1			
	1919069103	BROWN, gray	1			spray
4	1919060105	RED	1			
	1919069105	RED	1			spray
5	1919060053	BLACK	1			
7	1919060090	ORANGE YELLOW	1			FITTING, grease
	E344d0L					

Silverhorn.CO.UK

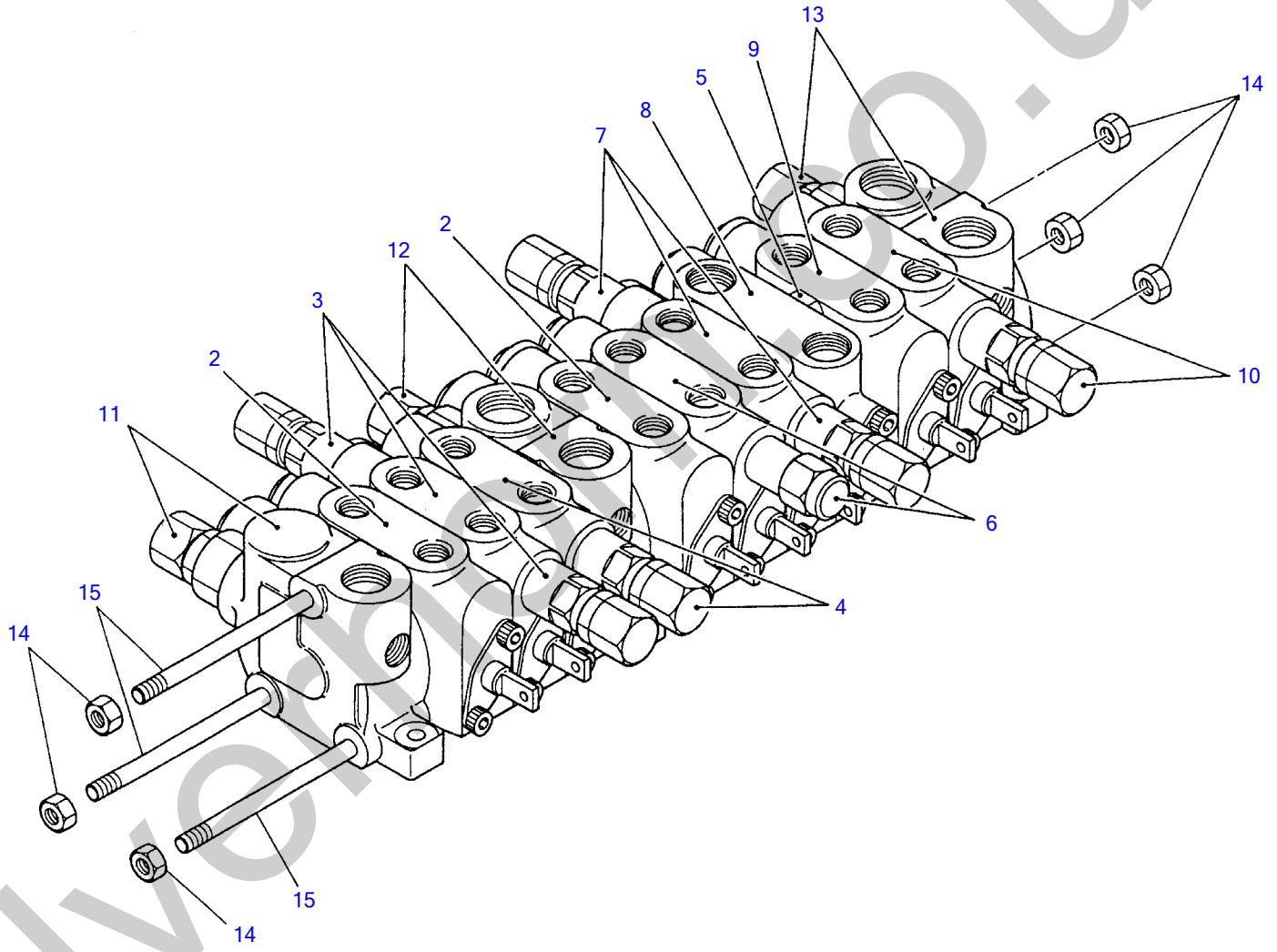


E3-45a-0-D

**SWIVEL JOINT**

Item	Part number	Description	Q'ty	Chan.	Serial No.	Serv.	Remarks
1	1904006400	JOINT, swivel	1				
2	1904006499	• KIT, seal	1				
3	X 1904006406	• • SEAL, slipper	7				
4	X 1904001695	• • SEAL, dust	1				
5	X 1420010600	• • O-RING	1				
6	X 1421030600	• • RING, back-up	1				
7	X 1904006401	• HUBE	1				
8	X 1904005811	• SHAFT	1				
9	X 1904004603	• FRANGE	1				
10	X 1904004604	• RING, thrust	1				
11	X 1420310040	• O-RING	1				
12	X 1220000055	• RING, snap	1				
13	X 1501810001	• PLUG	2				
14	X 1501810000	• PLUG	1				
15	X 1100050820	• BOLT	4				
16	X 1140010008	• WASHER, spring	4				
	E345a2L						

Silverhorn.CO.UK



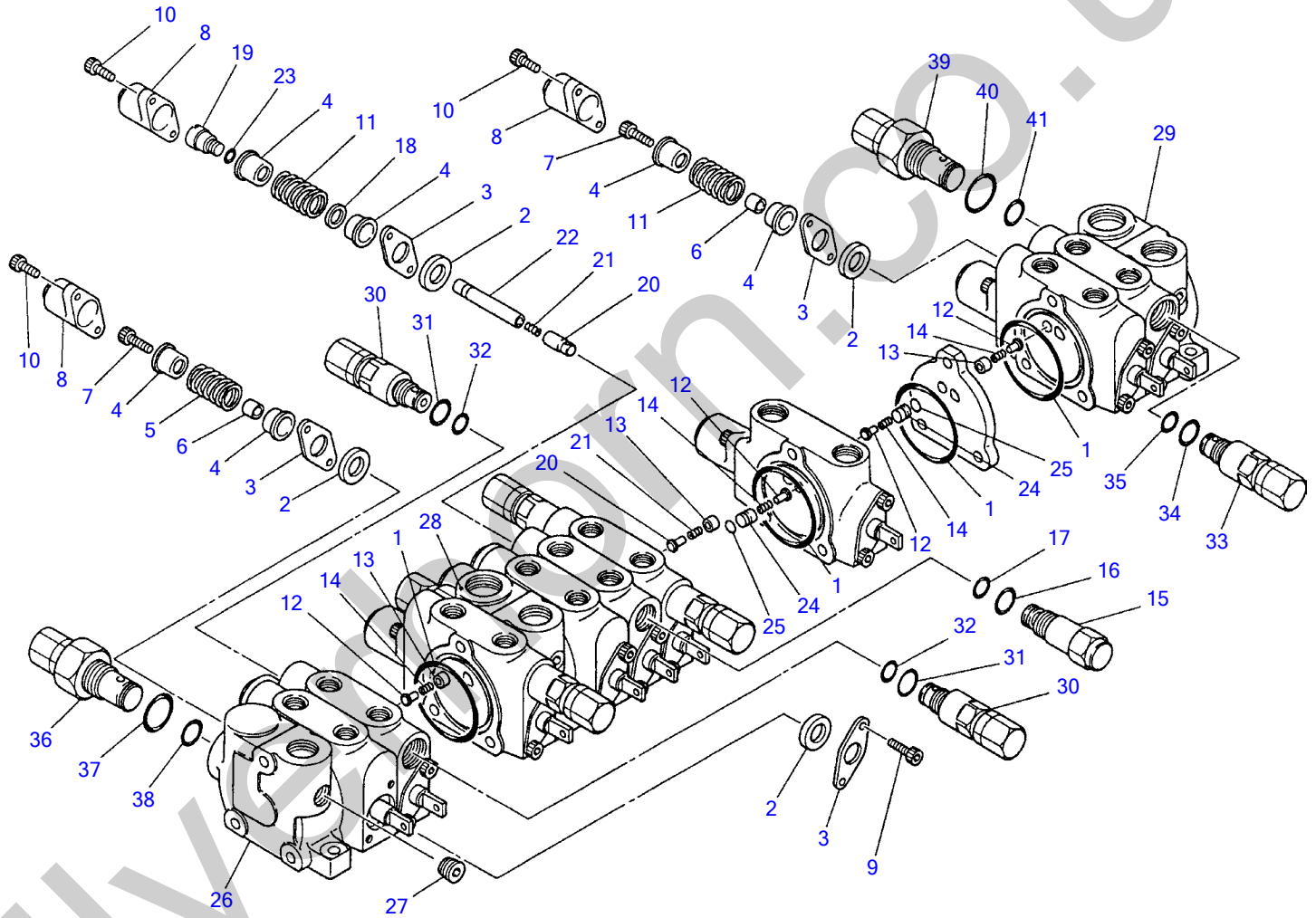
D3-46a-0-D



**CONTROL VALVE 1**

Item	Part number	Description	Q'ty	Chan.	Serial No.	Serv.	Remarks
1	<b>1901028300</b>	VALVE ASSY, control	1		1205001~1205606		
	<b>1901034100</b>	VALVE ASSY, control	1	(H)	1205607~		
2	<b>1901028315</b>	• BLOCK	2				traction
3	<b>1901028311</b>	• BLOCK (w/over load relief)	1				boom
4	<b>1901028313</b>	• BLOCK (w/over load relief)	1				bucket
5	<b>1901028390</b>	• PLATE	1				
6	<b>1901028318</b>	• BLOCK (w/anti-cavi)	1				swing
7	<b>1901028312</b>	• BLOCK (w/over load relief)	1				arm
8	<b>1901028319</b>	• BLOCK	1				service
9	<b>1901028314</b>	• BLOCK	1				swing
10	<b>1901028317</b>	• BLOCK (w/over load relief)	1				blade
11	<b>1901028301</b>	• HOUSING, inlet (w/relief)	1				
12	<b>1901028302</b>	• HOUSING, inlet (w/relief)	1				
13	<b>1901028303</b>	• HOUSING, inlet (w/relief)	1				
14	<b>1130050008</b>	• NUT	6				
15	<b>1130028306</b>	• BOLT	3				
	<b>D346a1L</b>						

Silverhorn.CO.UK

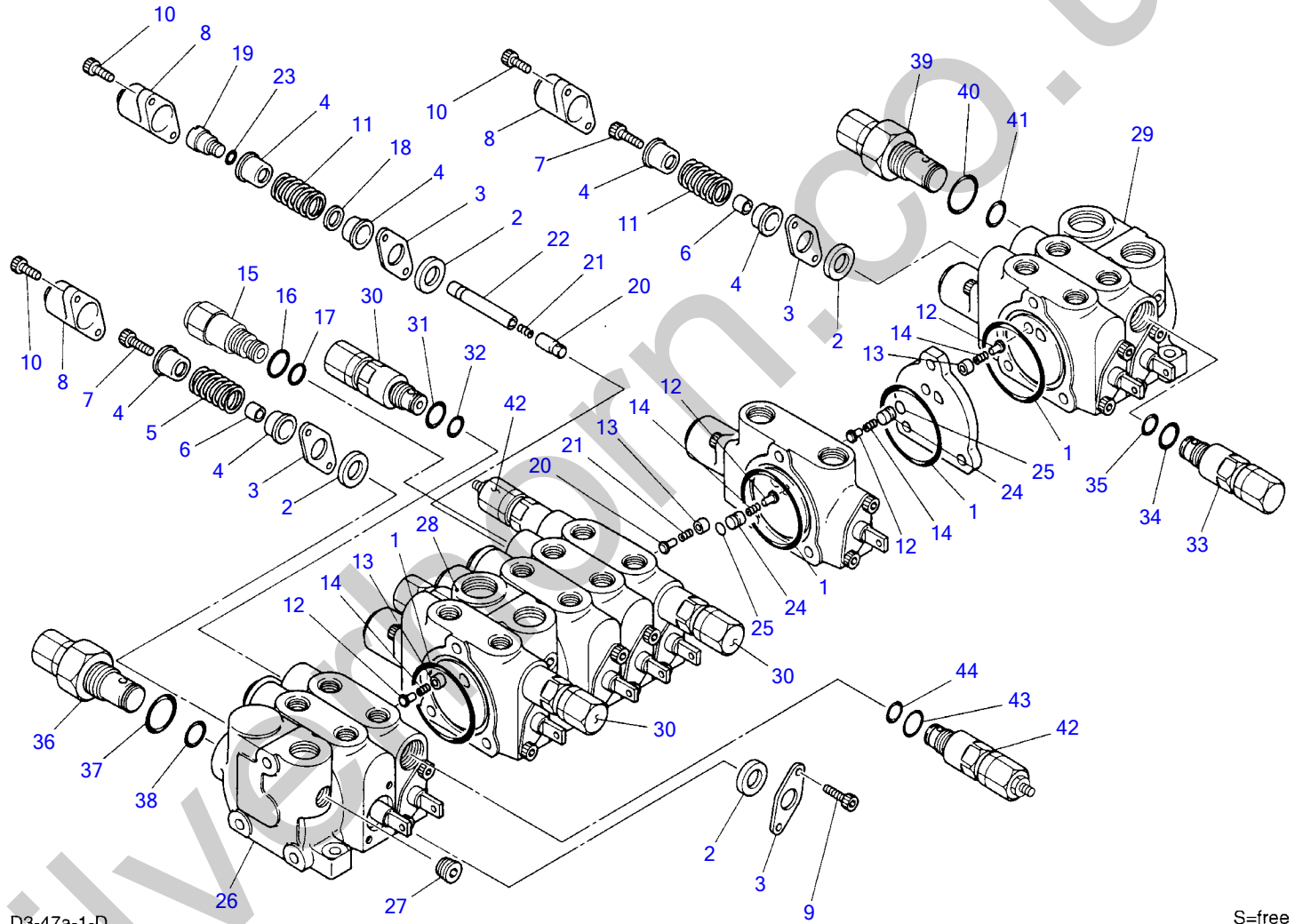


D3-47a-0-D

**CONTROL VALVE 2**

Item	Part number	Description	Q'ty	Chan.	Serial No.	Serv.	Remarks
1	1420110550	O-RING	12				
2	1432900036	SEAL, oil	18				
3	1901009841	PLATE	18				
4	1901004151	HOLDER, spring	18				
5	1901004156	SPRING	2				
6	1901004191	SPACER	8				
7	1110050820	SCREW, cap	8				
8	1901004162	CAP	9				
9	1110050610	SCREW, cap	18				
10	1110050620	SCREW, cap	18				
11	1901028356	SPRING	7				
12	1901021366	VALVE, check	7				
13	1901021367	GUIDE	6				
14	1901021357	SPRING	7				
15	1901024524	VALVE ASSY	1				anti-cavitation
16	1420010150	• O-RING	1				
17	1901025482	• O-RING	1				
18	1901028391	SPACER	1				
19	1901022232	END, spool	1				
20	1901023290	VALVE, check	2				
21	1901023256	SPRING	2				
22	1901028392	STOPPER	1				
23	1420010060	O-RING	1				
24	1901028351	HOLDER, spring	2				
25	1420510090	O-RING	2				
26	1901028326	HOUSING	1				
27	1501810002	PLUG	3				
28	1901028327	HOUSING	1				
29	1901028328	HOUSING	1				
30	1901028321	VALVE ASSY, relief	5				over load
31	1420010150	• O-RING	1				
32	1420510125	• O-RING	1				
33	1901028322	VALVE ASSY, relief	1				over load
34	1420010150	• O-RING	1				
35	1420510125	• O-RING	1				
36	1901028323	VALVE ASSY, relief	2				
37	1420010220	• O-RING	1				
38	1432900010	• O-RING	1				
39	1901028324	VALVE ASSY, relief	1				
40	1420010220	• O-RING	1				
41	1432900010	• O-RING	1				

D347a1L



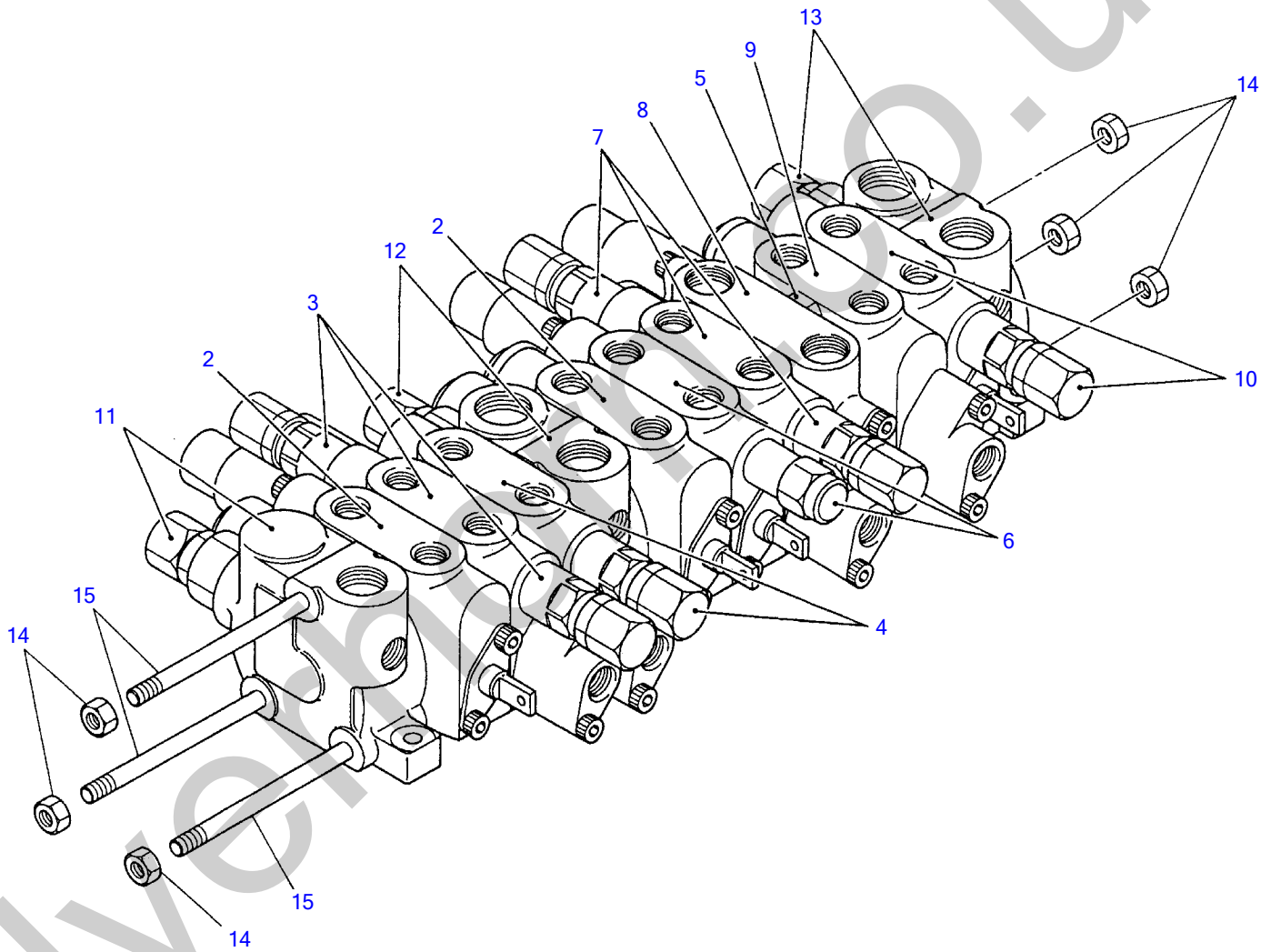
D3-47a-1-D

S=free

## CONTROL VALVE 2

Item	Part number	Description	Q'ty	Chan.	Serial No.	Serv.	Remarks
1	1420110550	O-RING	12				
2	1432900036	SEAL, oil	18				
3	1901009841	PLATE	18				
4	1901004151	HOLDER, spring	18				
5	1901004156	SPRING	2				
6	1901004191	SPACER	8				
7	1110050820	SCREW, cap	8				
8	1901004162	CAP	9				
9	1110050610	SCREW, cap	18				
10	1110050620	SCREW, cap	18				
11	1901028356	SPRING	7				
12	1901021366	VALVE, check	7				
13	1901021367	GUIDE	6				
14	1901021357	SPRING	7				
15	1901024524	VALVE ASSY	1				anti-cavitation
16	1420010150	• O-RING	1				
17	1901025482	• O-RING	1				
18	1901028391	SPACER	1				
19	1901022232	END, spool	1				
20	1901023290	VALVE, check	2				
21	1901023256	SPRING	2				
22	1901028392	STOPPER	1				
23	1420010060	O-RING	1				
24	1901028351	HOLDER, spring	2				
25	1420510090	O-RING	2				
26	1901028326	HOUSING	1				
27	1501810002	PLUG	3				
28	1901028327	HOUSING	1				
29	1901028328	HOUSING	1				
30	1901034022	VALVE ASSY, relief	3				over load
31	1420010150	• O-RING	1				
32	1420510125	• O-RING	1				
33	1901034021	VALVE ASSY, relief	1				over load
34	1420010150	• O-RING	1				
35	1420510125	• O-RING	1				
36	1901028323	VALVE ASSY, relief	2				
37	1420010220	• O-RING	1				
38	1432900010	• O-RING	1				
39	1901028324	VALVE ASSY, relief	1				
40	1420010220	• O-RING	1				
41	1432900010	• O-RING	1				
42	1901034023	VALVE ASSY, relief	2				over load
43	1420010150	• O-RING	1				
44	1420510125	• O-RING	1				

D347a2L

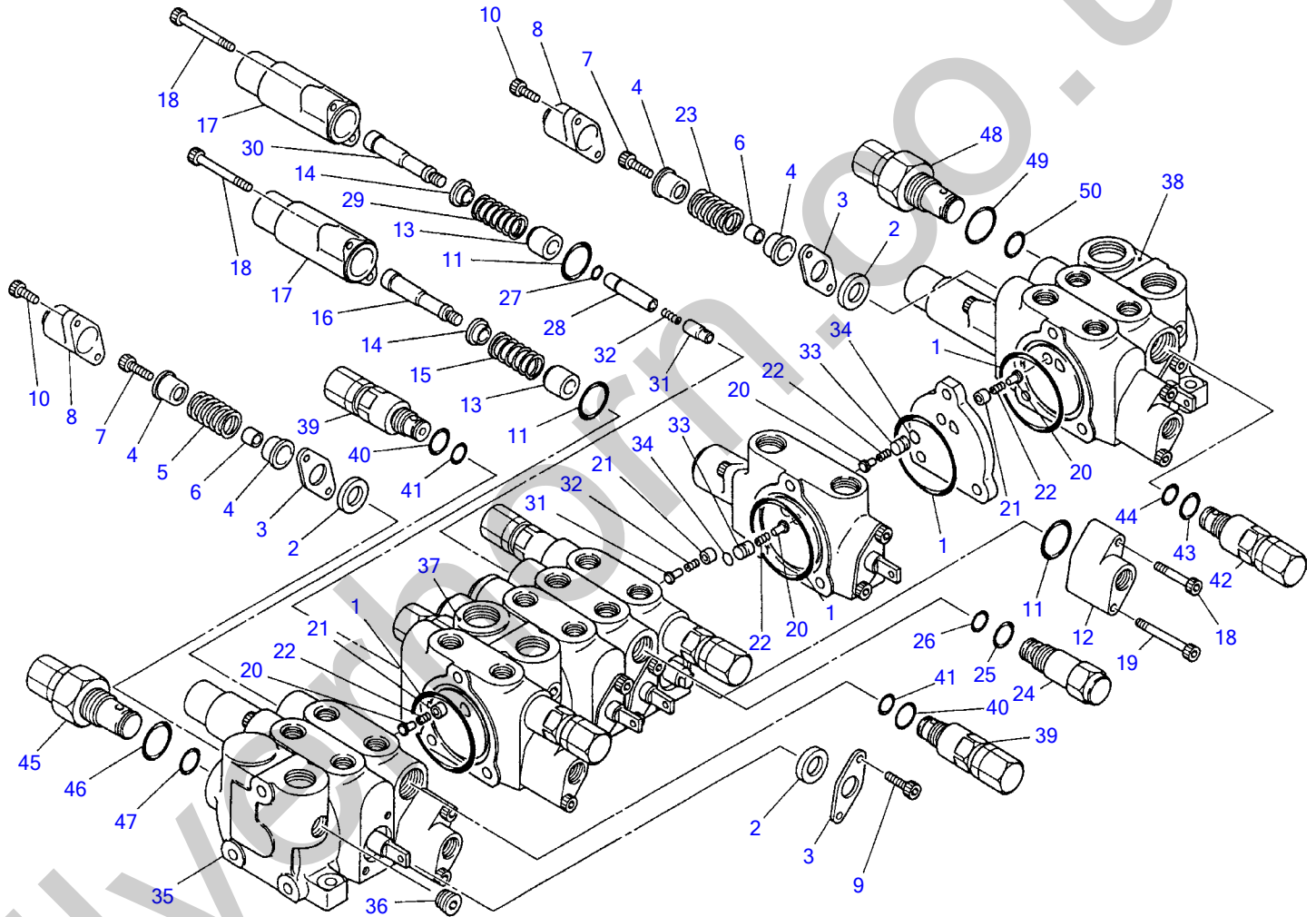


D3-46b-0-D

**CONTROL VALVE 1**

Item	Part number	Description	Q'ty	Chan.	Serial No.	Serv.	Remarks
1	<b>1901028400</b>	VALVE ASSY, control	1		1205001~1205537		
	<b>1901034000</b>	VALVE ASSY, control	1	(H)	1205538~		
2	<b>1901028315</b>	• BLOCK	2				traction
3	<b>1901028411</b>	• BLOCK (w/over load relief)	1				boom
4	<b>1901028413</b>	• BLOCK (w/over load relief)	1				bucket
5	<b>1901028390</b>	• PLATE	1				
6	<b>1901028318</b>	• BLOCK (w/anti-cavi)1	1				swing
7	<b>1901028412</b>	• BLOCK (w/over load relief)	1				arm
8	<b>1901028319</b>	• BLOCK	1				service
9	<b>1901028414</b>	• BLOCK	1				swing
10	<b>1901028317</b>	• BLOCK (w/over load relief)	1				blade
11	<b>1901028301</b>	• HOUSING, inlet (w/relief)	1				
12	<b>1901028302</b>	• HOUSING, inlet (w/relief)	1				
13	<b>1901028303</b>	• HOUSING, inlet (w/relief)	1				
14	<b>1130050008</b>	• NUT	6				
15	<b>1901028306</b>	• BOLT	3				
	<b>D346b1L</b>						

Silverhorn.CO.UK



D3-47b-0-D

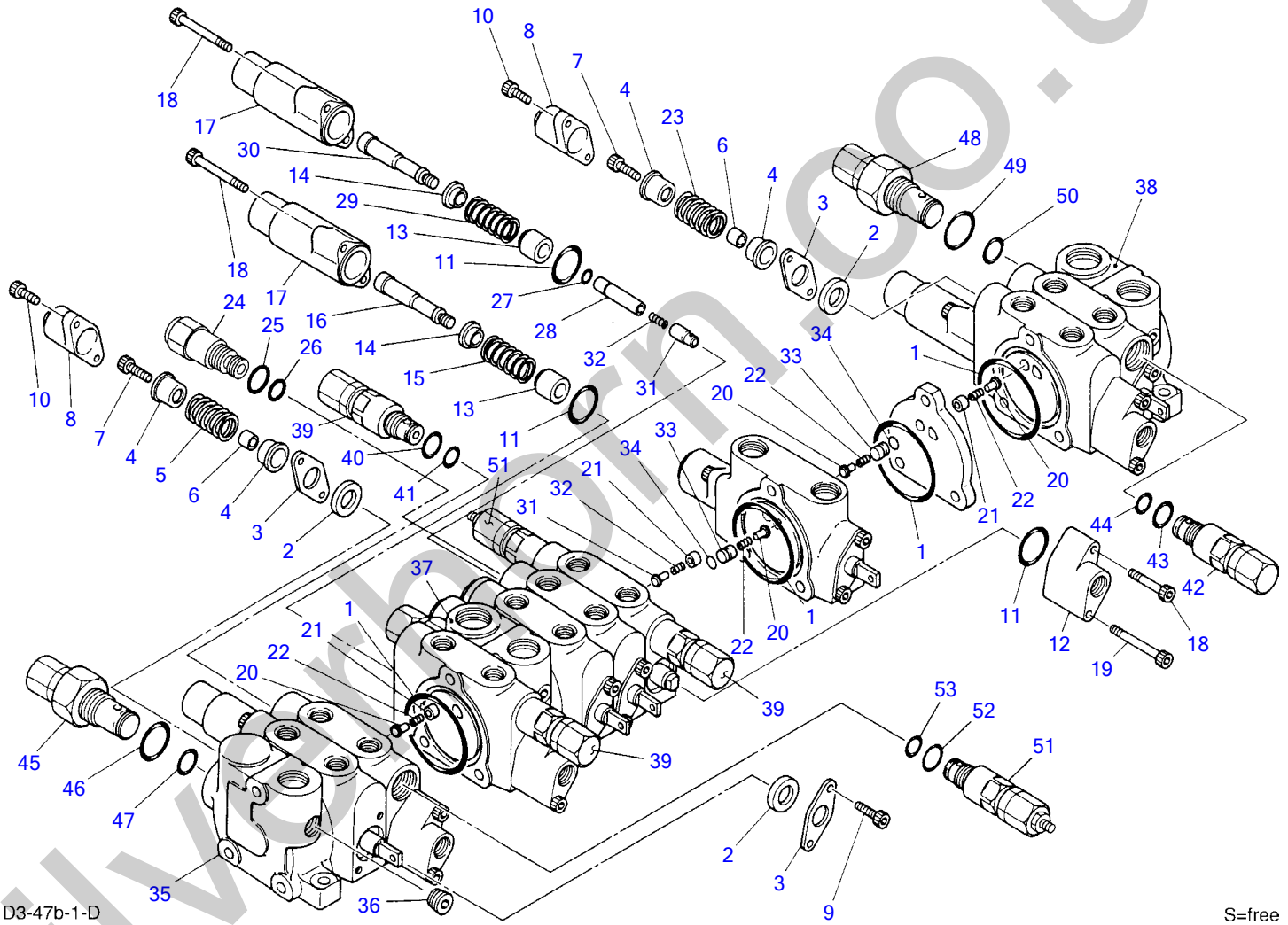


## CONTROL VALVE 2

Item	Part number	Description	Q'ty	Chan.	Serial No.	Serv.	Remarks
1	1420110550	O-RING	12				
2	1432900036	SEAL, oil	10				
3	1901009841	PLATE	10				
4	1901004151	HOLDER, spring	10				
5	1901004156	SPRING	2				
6	1901004191	SPACER	5				
7	1110050820	SCREW, cap	5				
8	1901004162	HOLDER, spring	5				
9	1110050610	SCREW, cap	10				
10	1110050620	SCREW, cap	10				
11	1420010220	O-RING	8				
12	1901028461	CAP	4				
13	1901016841	HOLDER, spring	4				
14	1901028451	HOLDER, spring	4				
15	1901028456	SPRING	3				
16	1901028430	END, spool	3				
17	1901028462	HOLDER, spring	4				
18	1110050630	SCREW, cap	12				
19	1110050645	SCREW, cap	4				
20	1901021366	VALVE, check	7				
21	1901021367	GUIDE	6				
22	1901021357	SPRING	7				
23	1901028356	SPRING	3				
24	1901024524	VALVE ASSY	1				anti-cavitation
25	1420010150	• O-RING	1				
26	1901025482	• O-RING	1				
27	1420010060	O-RING	1				
28	1901028491	STOPPER	1				
29	1901028457	SPRING	1				
30	1901028431	END, spool	1				
31	1901023290	VALVE, check	2				
32	1901023256	SPRING	2				
33	1901028351	HOLDER, spring	2				
34	1420510090	O-RING	2				
35	1901028326	HOUSING	1				
36	1501810002	PLUG	3				
37	1901028327	HOUSING	1				
38	1901028328	HOUSING	1				
39	1901028321	VALVE ASSY, relief	5				over load
40	1420010150	• O-RING	1				
41	1420510125	• O-RING	1				
42	1901028322	VALVE ASSY, relief	1				over load
43	1420010150	• O-RING	1				
44	1420510125	• O-RING	1				
45	1901028323	VALVE ASSY, relief	2				
46	1420010220	• O-RING	1				
47	1432900010	• O-RING	1				
48	1901028324	VALVE ASSY, relief	1				
49	1420010220	• O-RING	1				
50	1432900010	• O-RING	1				

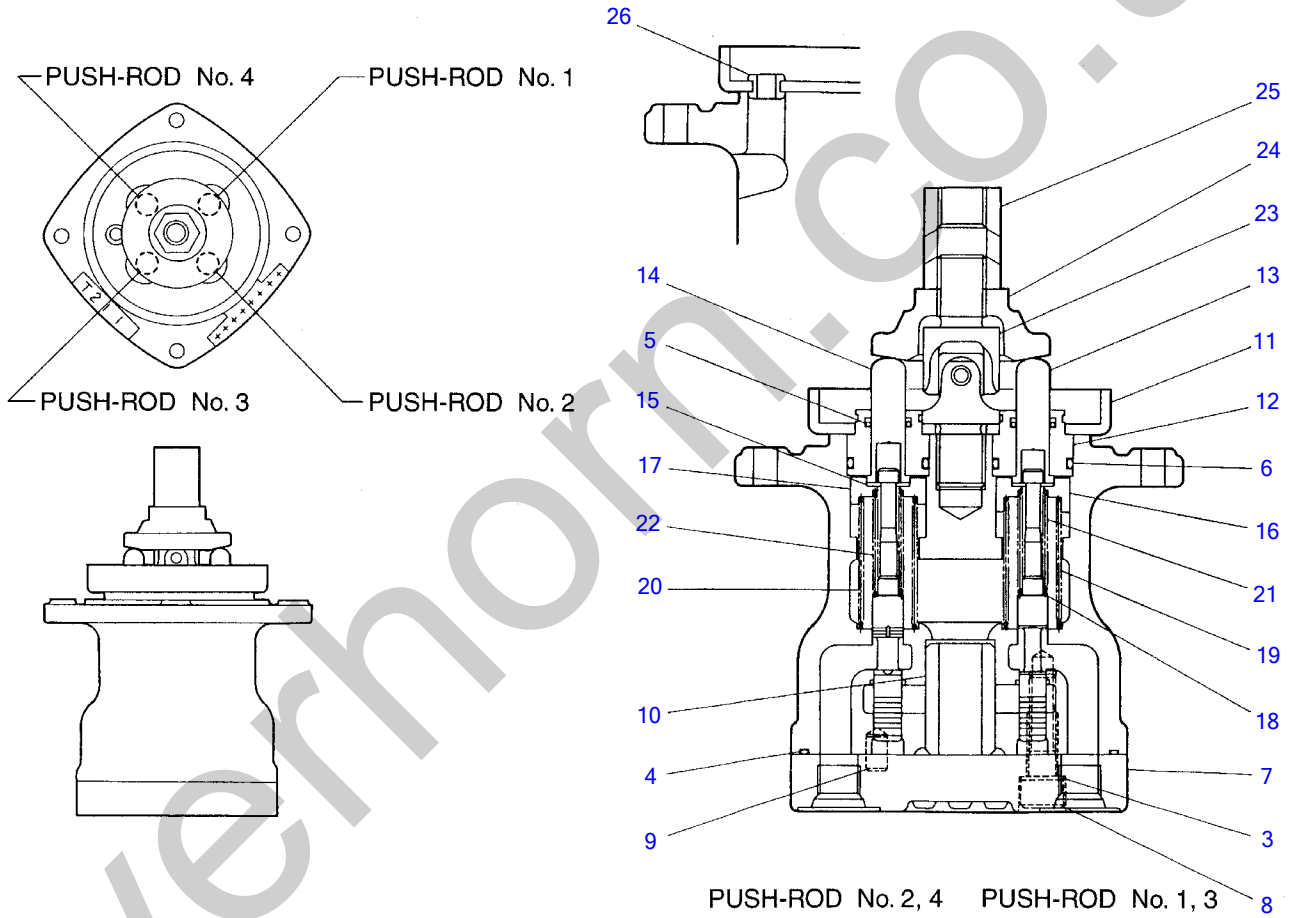
D347b1L

TB020 Book No.PD3-102Z4 S/N1205001-1205750  
CONTROL VALVE 2



## CONTROL VALVE 2

Item	Part number	Description	Q'ty	Chan.	Serial No.	Serv.	Remarks
1	1420110550	O-RING	12				
2	1432900036	SEAL, oil	10				
3	1901009841	PLATE	10				
4	1901004151	HOLDER, spring	10				
5	1901004156	SPRING	2				
6	1901004191	SPACER	5				
7	1110050820	SCREW, cap	5				
8	1901004162	HOLDER, spring	5				
9	1110050610	SCREW, cap	10				
10	1110050620	SCREW, cap	10				
11	1420010220	O-RING	8				
12	1901028461	CAP	4				
13	1901016841	HOLDER, spring	4				
14	1901028451	HOLDER, spring	4				
15	1901028456	SPRING	3				
16	1901028430	END, spool	3				
17	1901028462	HOLDER, spring	4				
18	1110050630	SCREW, cap	12				
19	1110050645	SCREW, cap	4				
20	1901021366	VALVE, check	7				
21	1901021367	GUIDE	6				
22	1901021357	SPRING	7				
23	1901028356	SPRING	3				
24	1901024524	VALVE ASSY	1				anti-cavitation
25	1420010150	• O-RING	1				
26	1901025482	• O-RING	1				
27	1420010060	O-RING	1				
28	1901028491	STOPPER	1				
29	1901028457	SPRING	1				
30	1901028431	END, spool	1				
31	1901023290	VALVE, check	2				
32	1901023256	SPRING	2				
33	1901028351	HOLDER, spring	2				
34	1420510090	O-RING	2				
35	1901028326	HOUSING	1				
36	1501810002	PLUG	3				
37	1901028327	HOUSING	1				
38	1901028328	HOUSING	1				
39	1901034022	VALVE ASSY, relief	3				over load
40	1420010150	• O-RING	1				
41	1420510125	• O-RING	1				
42	1901034021	VALVE ASSY, relief	1				over load
43	1420010150	• O-RING	1				
44	1420510125	• O-RING	1				
45	1901028323	VALVE ASSY, relief	2				
46	1420010220	• O-RING	1				
47	1432900010	• O-RING	1				
48	1901028324	VALVE ASSY, relief	1				
49	1420010220	• O-RING	1				
50	1432900010	• O-RING	1				
51	1901034023	VALVE ASSY, relief	2				over load
52	1420010150	• O-RING	1				
53	1420510125	• O-RING	1				
	D347b2L						



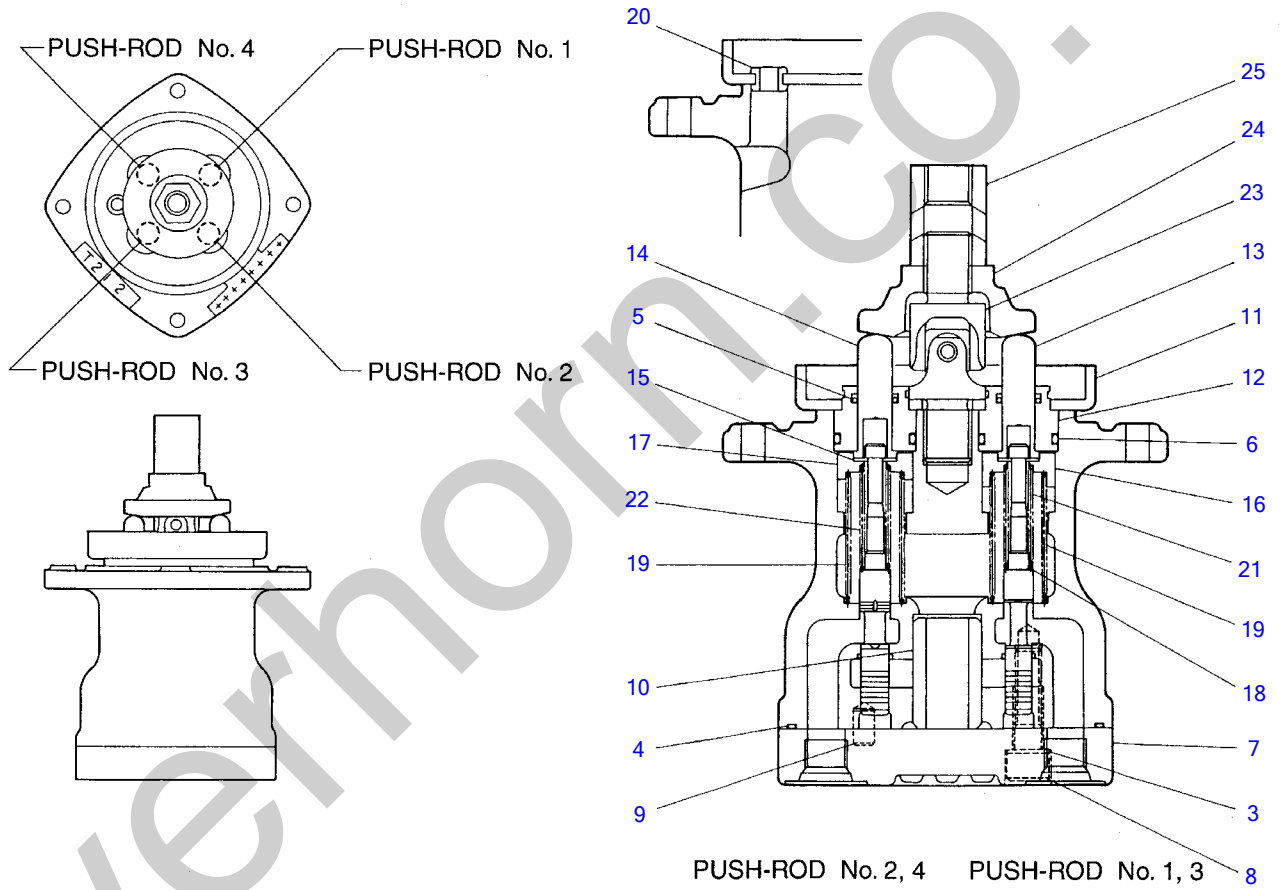
E3-49b-1-D

**PILOT VALVE**

Item	Part number	Description	Q'ty	Chan.	Serial No.	Serv.	Remarks
1	1901721100	VALVE, pilot	1				
2	1901721199	· KIT, seal	1				
3	X 1901715103	· · WASHER	2				
4	X 1420500900	· · O-RING	1				
5	X 1901710914	· · SEAL	4				
6	X 1420010200	· · O-RING	4				
7	1901716702	· PLATE	1				
8	1110050822	· SCREW, cap	2				
9	1213000510	· PIN, spring	1				
10	1901710905	· BUSHING	1				
11	1901703201	· PLATE	1				
12	1901710912	· PLUG	4				
13	1901719011	· ROD	2				
14	1901719012	· ROD	2				
15	1901710915	· WASHER	8				
16	1901715115	· HOLDER	2				
17	1901710916	· HOLDER	2				
18	1901710917	· WASHER	4				
19	1901721120	· SPRING	2				
20	1901721121	· SPRING	2				
21	1901717721	· SPRING	2				
22	1901721123	· SPRING	2				
23	1901720232	· JOINT	1				
24	1901720233	· PLATE	1				
25	1901703222	· NUT	1				
26	1901703261	· BUSHING	1				

E349b3L

Silverhorn.CO.UK

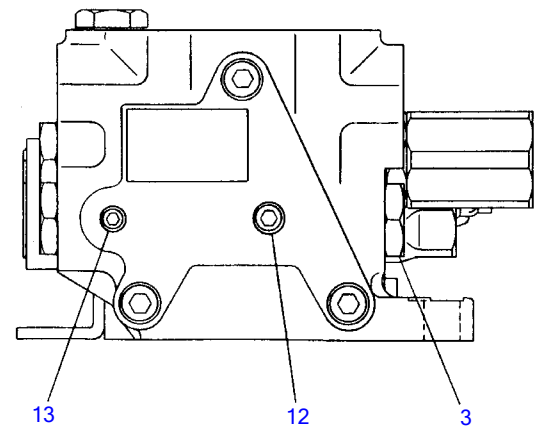
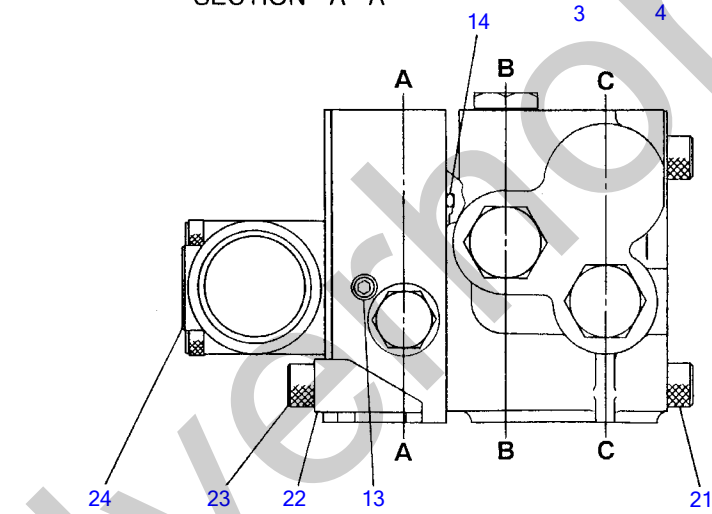
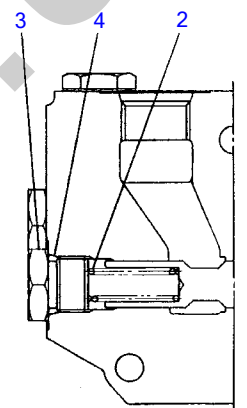
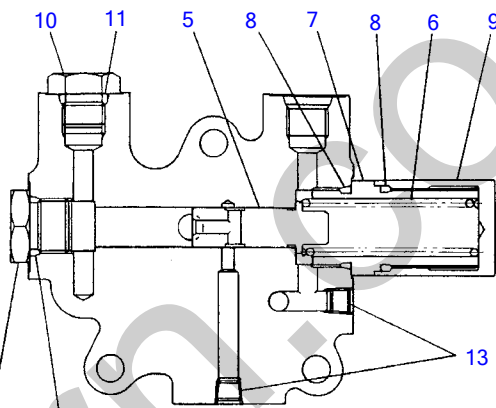
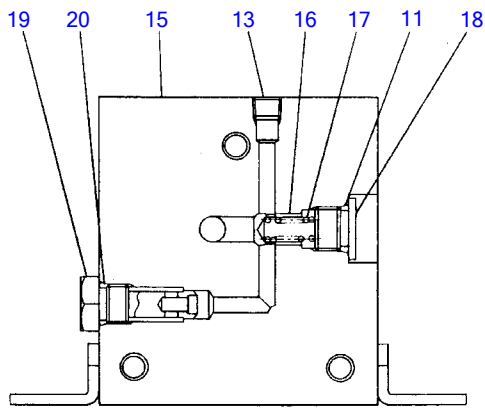


E3-49c-1-D

**PILOT VALVE**

Item	Part number	Description	Q'ty	Chan.	Serial No.	Serv.	Remarks
1	<b>1901721200</b>	VALVE, pilot	1				
2	<b>1901721199</b>	· KIT, seal	1				
3	X <b>1901715103</b>	· · WASHER	2				
4	X <b>1420500900</b>	· · O-RING	1				
5	X <b>1901710914</b>	· · SEAL	4				
6	X <b>1420010200</b>	· · O-RING	4				
7	<b>1901716702</b>	· PLATE	1				
8	<b>1110050822</b>	· SCREW, cap	2				
9	<b>1213000510</b>	· PIN, spring	1				
10	<b>1901710905</b>	· BUSHING	1				
11	<b>1901703201</b>	· PLATE	1				
12	<b>1901710912</b>	· PLUG	4				
13	<b>1901719011</b>	· ROD	2				
14	<b>1901719012</b>	· ROD	2				
15	<b>1901710915</b>	· WASHER	8				
16	<b>1901715115</b>	· HOLDER	2				
17	<b>1901710916</b>	· HOLDER	2				
18	<b>1901710917</b>	· WASHER	4				
19	<b>1901721220</b>	· SPRING	4				
20	<b>1901703261</b>	· BUSHING	1				
21	<b>1901717721</b>	· SPRING	2				
22	<b>1901721123</b>	· SPRING	2				
23	<b>1901720232</b>	· JOINT	1				
24	<b>1901720233</b>	· PLATE	1				
25	<b>1901703222</b>	· NUT	1				
	<b>E349c3L</b>						

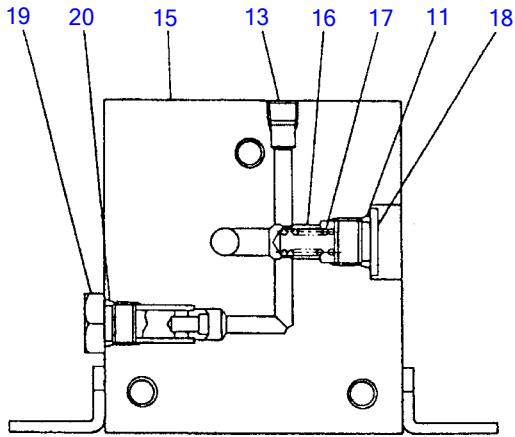
Silverhorn.CO.UK



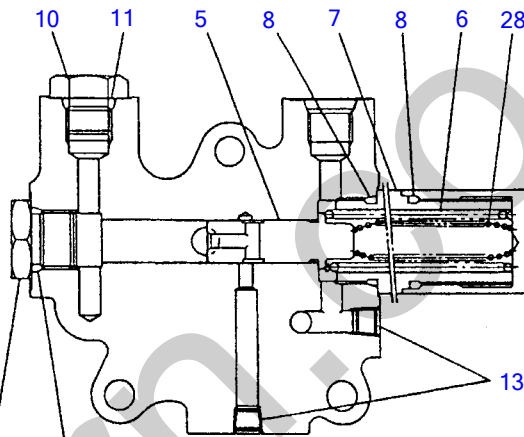
E3-50a-0-D



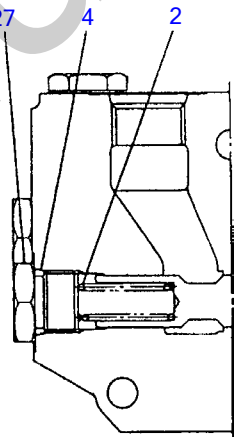
Item	Part number	Description	SUB VALVE			Serv.	Remarks
			Q'ty	Chan.	Serial No.		
1	1901719900	VALVE, sub	1		1205001~1205288		
	1901723600	VALVE, sub	1	(H)	1205289~1205342		
	1901724300	VALVE, sub	1	(H)	1205343~1205582		
2	1901717104	• SPRING	1				
3	1901718904	• PLUG	3				
4	1420010140	• O-RING	3				
5	1901717107	• PISTON	1				
6	1901719907	• SPRING	1				
7	1901719908	• PLUG	1				
8	1420000220	• O-RING	2				
9	1901717123	• PLUG	1				
10	1901717113	• PLUG	1				
11	1420010110	• O-RING	2				
12	1501810001	• PLUG	1				
13	1901717117	• PLUG	5				
14	1420100550	• O-RING	1				
15	1901719916	• PLATE	1				
16	1901719417	• VALVE ASSY	1				
17	1901717112	• SPRING	1				
18	1901719419	• PLUG	1				
19	1901719429	• PLUG	1				
20	1420010100	• O-RING	1				
21	1110050880	• SCREW, cap	3				
22	1901719423	• PLATE	1				
23	1110050816	• SCREW, cap	2				
24	1901716900	• VALVE, solenoid	1		1205001~1205342		
	1901718100	• VALVE, solenoid	1	(H)	1205343~1205582		
	E350a3L						



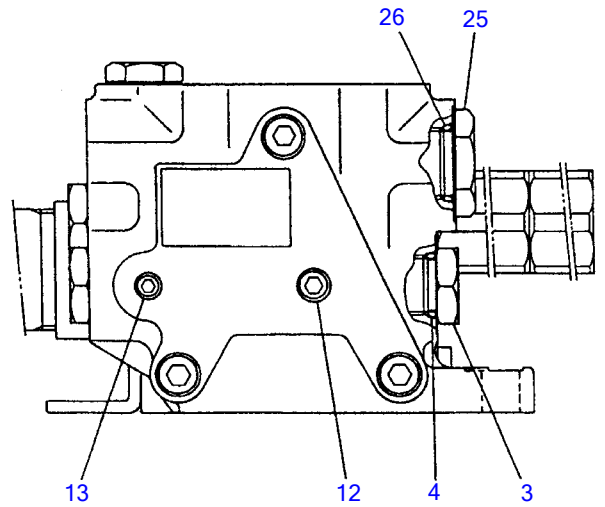
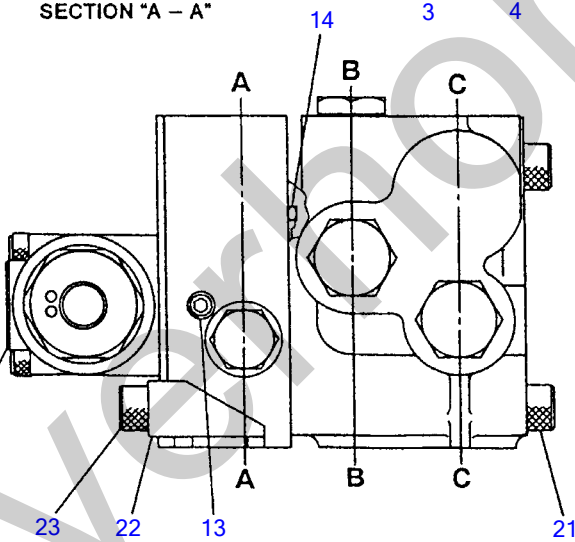
断面 "A-A"  
SECTION "A-A"



断面 "B-B"  
SECTION "B-B"



断面 "C-C"  
SECTION "C-C"



D3-50a-0-D

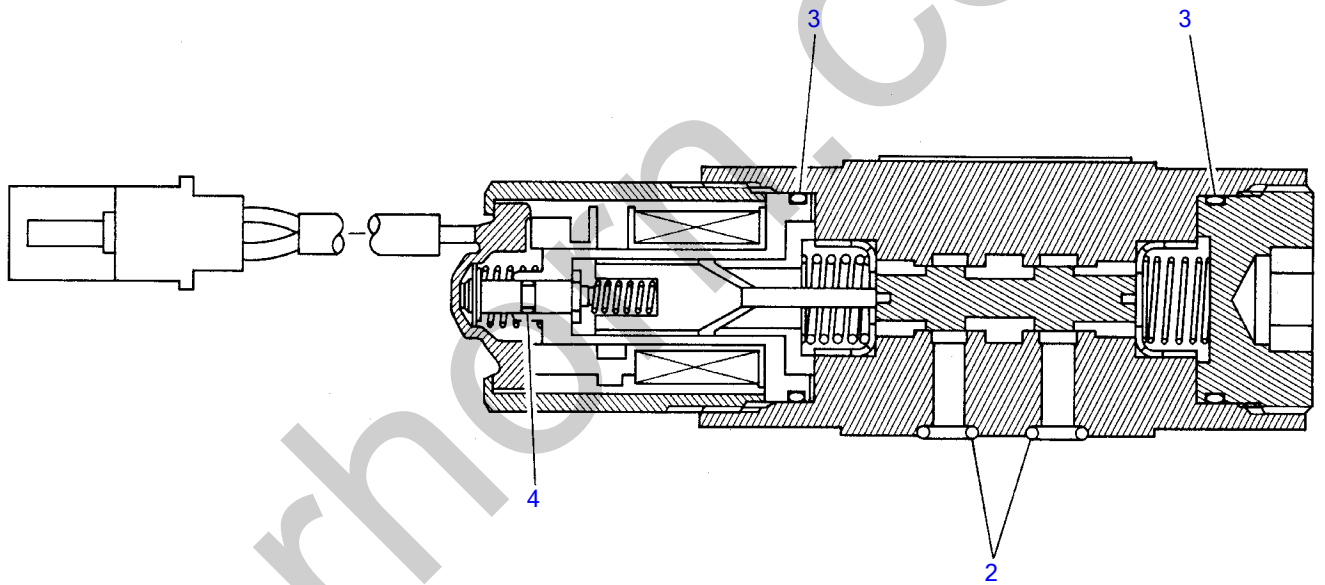
**SUB VALVE**

Item	Part number	Description	Q'ty	Chan.	Serial No.	Serv.	Remarks
1	1901728200	VALVE, sub	1		1205583~1205675		
	1901730200	VALVE, sub	1	(H)	1205676~		
2	1901723503	· SPRING	1				
3	1901718904	· PLUG	2				
4	1420010140	· O-RING	3				
5	1901717107	· PISTON	1				
6	1901719907	· SPRING	1				
7	1901719908	· PLUG	1				
8	1420000220	· O-RING	2				
9	1901717123	· PLUG	1				
10	1901717113	· PLUG	1				
11	1420010110	· O-RING	2				
12	1501810001	· PLUG	1				
13	1901717117	· PLUG	5				
14	1420100550	· O-RING	1				
15	1901719916	· PLATE	1				
16	1901719417	· VALVE ASSY	1				
17	1901717112	· SPRING	1				
18	1901719419	· PLUG	1				
19	1901719429	· PLUG	1				
20	1420010100	· O-RING	1				
21	1110050880	· SCREW, cap	3				
22	1901719423	· PLATE	1				
23	1110050816	· SCREW, cap	2				
24	1901718100	· VALVE, solenoid	1				
25	1901717105	· PLUG	1				
26	1420010180	· O-RING	1				
27	1901723529	· PLUG	1				
28	1901730230	· SPRING	1		1205676~		

NOTE

1. Item 1, 1-1 (page 8-15) are interchangeable with Item 1, 1-1, 1-2 (page 8-13)

D350a0L

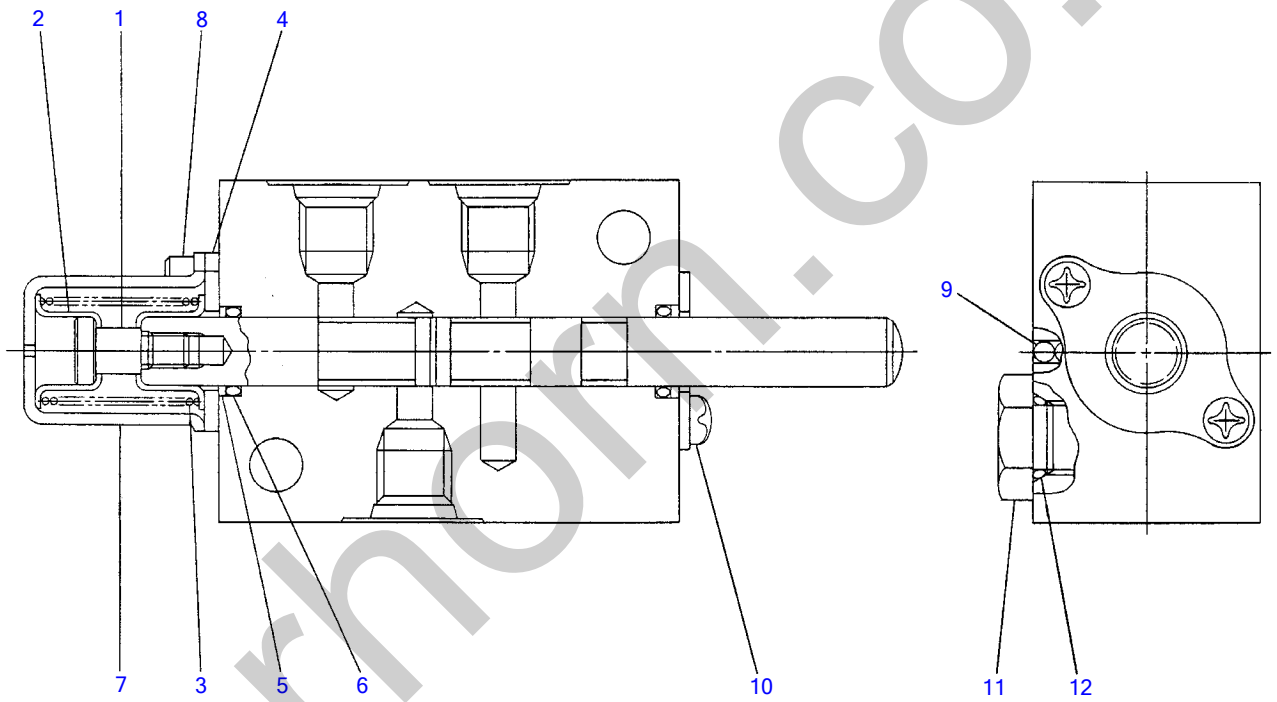


Z3-49a-0-D

**SOLENOID VALVE**

Item	Part number	Description	Q'ty	Chan.	Serial No.	Serv.	Remarks
1	<b>1901716900</b>	VALVE ASSY	1		1205001~1205342		
	<b>1901718100</b>	VALVE ASSY	1	(H)	1205343~		
2	<b>1420000070</b>	• O-RING	4				
3	<b>1901716915</b>	• O-RING	2				
4	<b>1420500030</b>	• O-RING	1				
	<b>E349a1L</b>						

Silverhorn.CO.UK

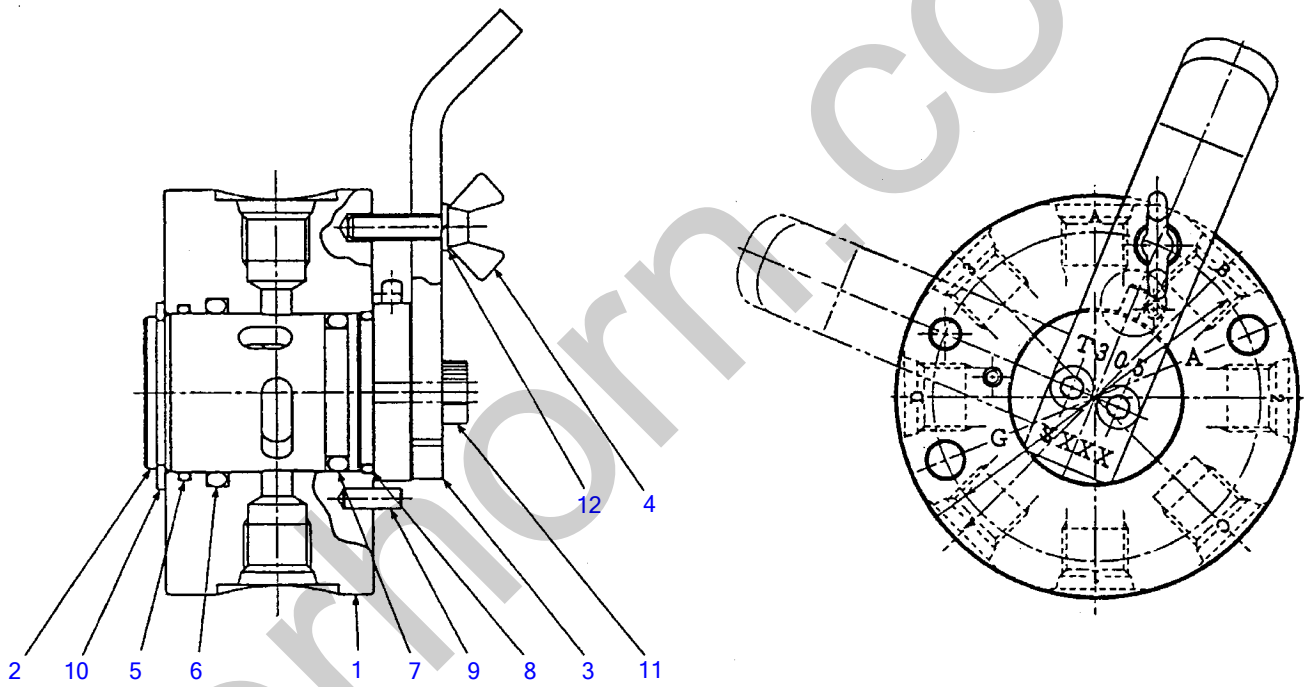


K2-50b-0-D

**SHUT-OFF VALVE**

Item	Part number	Description	Q'ty	Chan.	Serial No.	Serv.	Remarks
0	<b>1901720300</b>	VALVE, shut off	1				
1	<b>1901718403</b>	• BOLT	1				
2	<b>1901718404</b>	• HOLDER	2				
3	<b>1901720305</b>	• SPRING	1				
4	<b>1901718308</b>	• PLATE	2				
5	<b>1901718309</b>	• SEAL, oil	2				
6	<b>1420000120</b>	• O-RING	2				
7	<b>1901718311</b>	• CAP	1				
8	<b>1110050512</b>	• SCREW, cap	2				
9	<b>1390020250</b>	• BALL	3				
10	<b>1102540510</b>	• SCREW	2				
11	<b>1901717113</b>	• PLUG	1				
12	<b>1420010110</b>	• O-RING	1				
	<b>K250b1L</b>						

Silverhorn.CO.UK



C4H180



**SELECTOR VALVE**

Item	Part number	Description	Q'ty	Chan.	Serial No.	Serv.	Remarks
0	<b>1901730500</b>	VALVE ASSY, selector	1				
1	<b>1901730501</b>	· BODY	1				
2	<b>1901730502</b>	· ROTOR	1				
3	<b>1901730503</b>	· LEVER	1				
4	<b>1901730504</b>	· BOLT	1				
5	<b>1901730505</b>	· O-RING	1				
6	<b>1901730506</b>	· O-RING	1				
7	<b>1901730507</b>	· O-RING	1				
8	<b>1901730508</b>	· O-RING	1				
9	<b>1213000412</b>	· PIN, spring	3				
10	<b>1220000030</b>	· RING, snap	1				
11	<b>1110050514</b>	· SCREW, cap	2				
12	<b>1140010005</b>	· WASHER, spring	1				
	<b>C4h180</b>						

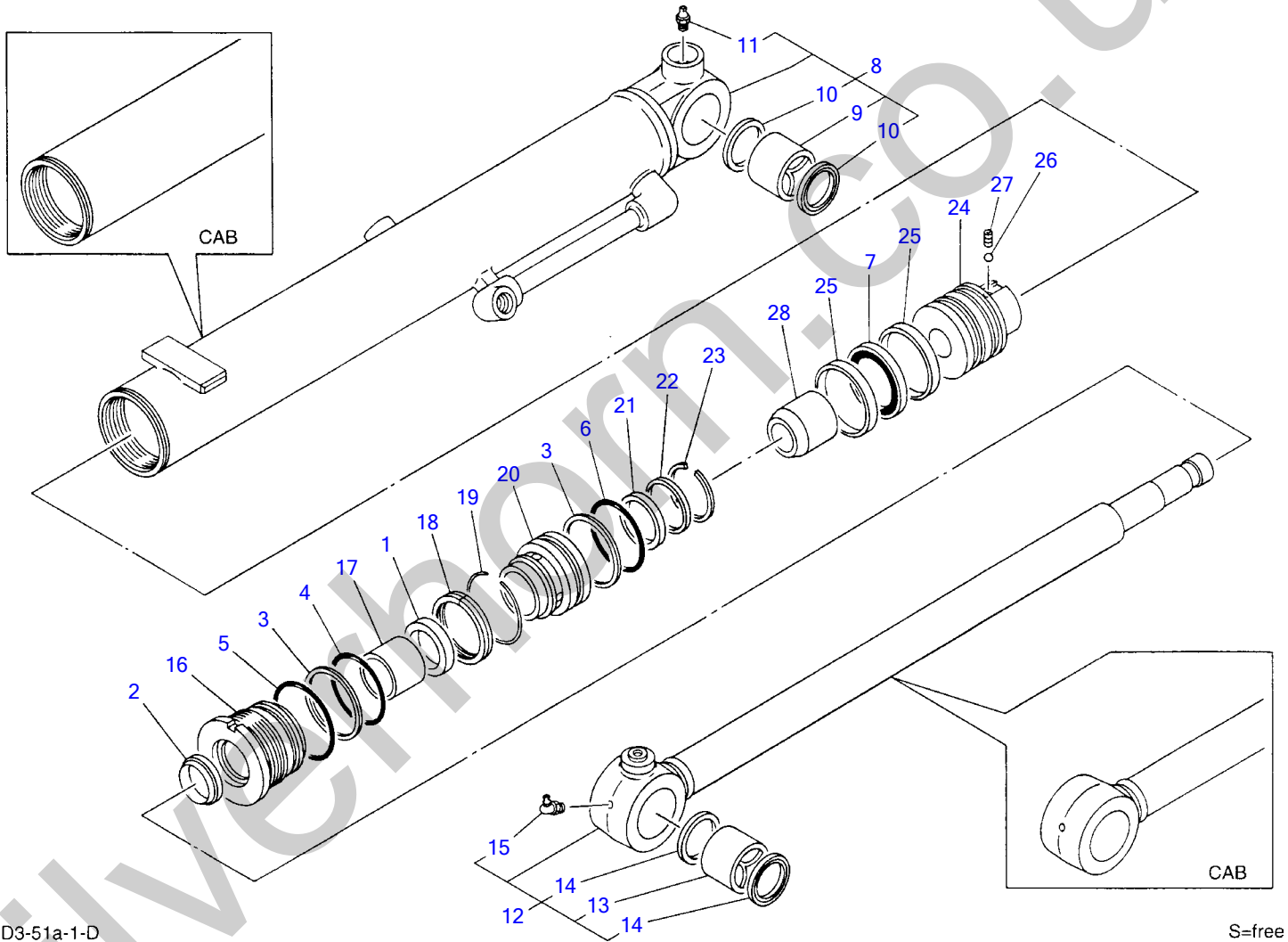
Silverhorn.CO.UK



**BOOM CYLINDER**

Item	Part number	Description	Q'ty	Chan.	Serial No.	Serv.	Remarks
1	1900051600	CYLINDER ASSY	1				canopy
	1900051700	CYLINDER ASSY	1				cab
	1900069800	CYLINDER ASSY	1				cab (11E <sup>o</sup> •t/with cover)
2	1900051699	• KIT, seal	1				
3	X 1900051631	• • PACKING, rod	1				
4	X 1900033533	• • SEAL, dust	1				
5	X 1421130600	• • RING, back-up	2				
6	X 1420110600	• • O-RING	1				
7	X 1420110650	• • O-RING	1				
8	X 1420110550	• • O-RING	1				
9	X 1900051632	• • PACKING, piston	1				
10	1900051601	• ROD, piston	1		canopy,		cab (11E <sup>o</sup> •t/with cover)
	1900051701	• ROD, piston	1				cab
11	1900044802	• BUSHING	2				19000-44802
12	1900051603	• COVER, rod	1				
13	1900051674	• RETAINER	1				
14	1900051605	• CUSHION, rod	1				
15	1900051606	• PISTON	1				
16	1900051607	• TUBE	1				canopy
	1900051707	• TUBE	1				cab
	1900069807	• TUBE	1				cab (11E <sup>o</sup> •t/with cover)
17	1900048815	• SPACER	1				
18	1900046316	• RING, cushion	1				
19	1900048826	• STOPPER	1				
20	1900051626	• STOPPER	1				
21	1900051627	• CONNECTOR	1				
22	1900051628	• RING, slide	2				
23	1333003520	• BUSHING	1				
24	1390010250	• BALL, steel	1				
25	1121040606	• SET-SCREW	1				
26	1432200035	• SEAL, dust	4				
27	1560001000	• NIPPLE, grease	1				
28	1560001675	• NIPPLE, grease	1				

D351a5L

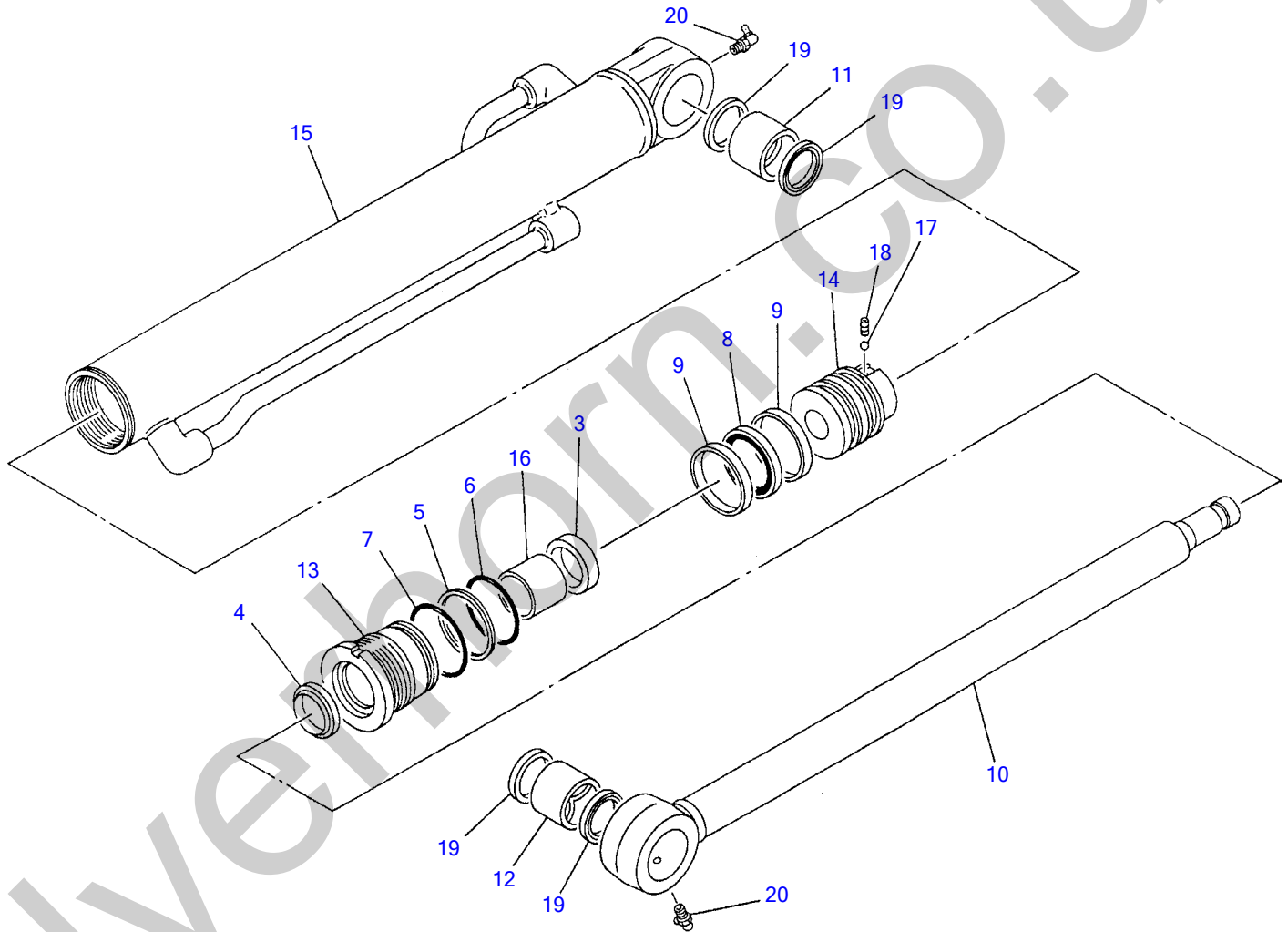


D3-51a-1-D

S=free

**BOOM CYLINDER**

Item	Part number	Description	Q'ty	Chan.	Serial No.	Serv.	Remarks
0	1900082200	CYLINDER ASSY	1				canopy
	1900082300	CYLINDER ASSY	1				cab
	1900083100	CYLINDER ASSY	1				cab (11E1P°t/with cover)
0-1	1900051699	• KIT, seal	1				canopy
	1900059199	• KIT, seal	1				
1	X 1900051631	• • PACKING, rod	1				
2	X 1900033533	• • SEAL, dust	1				
3	X 1421130600	• • RING, back-up	2				
4	X 1420110600	• • O-RING	1				
5	X 1420110650	• • O-RING	1				
6	X 1420110550	• • O-RING	1				
7	X 1900051632	• • PACKING, piston	1				canopy
	X 1900048232	• • PACKING, piston	1				
8	1900051607	• TUBE	1				canopy
	1900051707	• TUBE	1				cab
	1900069807	• TUBE	1				cab (11E1P°t/with cover)
9	1900044802	• • BUSHING	1				19000-44802
10	1432200035	• • SEAL, dust	2				
11	1560001000	• • NIPPLE, grease	1				
12	1900082297	• ROD, piston	1			canopy,	cab (11E1P°t/with cover)
	1900082397	• ROD, piston	1				cab
13	1900044802	• • BUSHING	1				19000-44802
14	1432200035	• • SEAL, dust	2				
15	1560001675	• • NIPPLE, grease	1				
16	1900051603	• COVER, rod	1				
17	1900061126	• BUSHING	1				
18	1900051627	• CONNECTOR	1				
19	1900051626	• STOPPER	1				
20	1900051674	• RETAINER	1				
21	1900046316	• RING, cushion	1				
22	1900048815	• SPACER	1				
23	1900048826	• STOPPER	1				
24	1900051606	• PISTON	1				
25	1900064226	• RING, slide	2				
26	1390010250	• BALL, steel	1				
27	1121040607	• SET-SCREW	1				
28	1900051605	• CUSHION, rod	1				
	D351a6L						

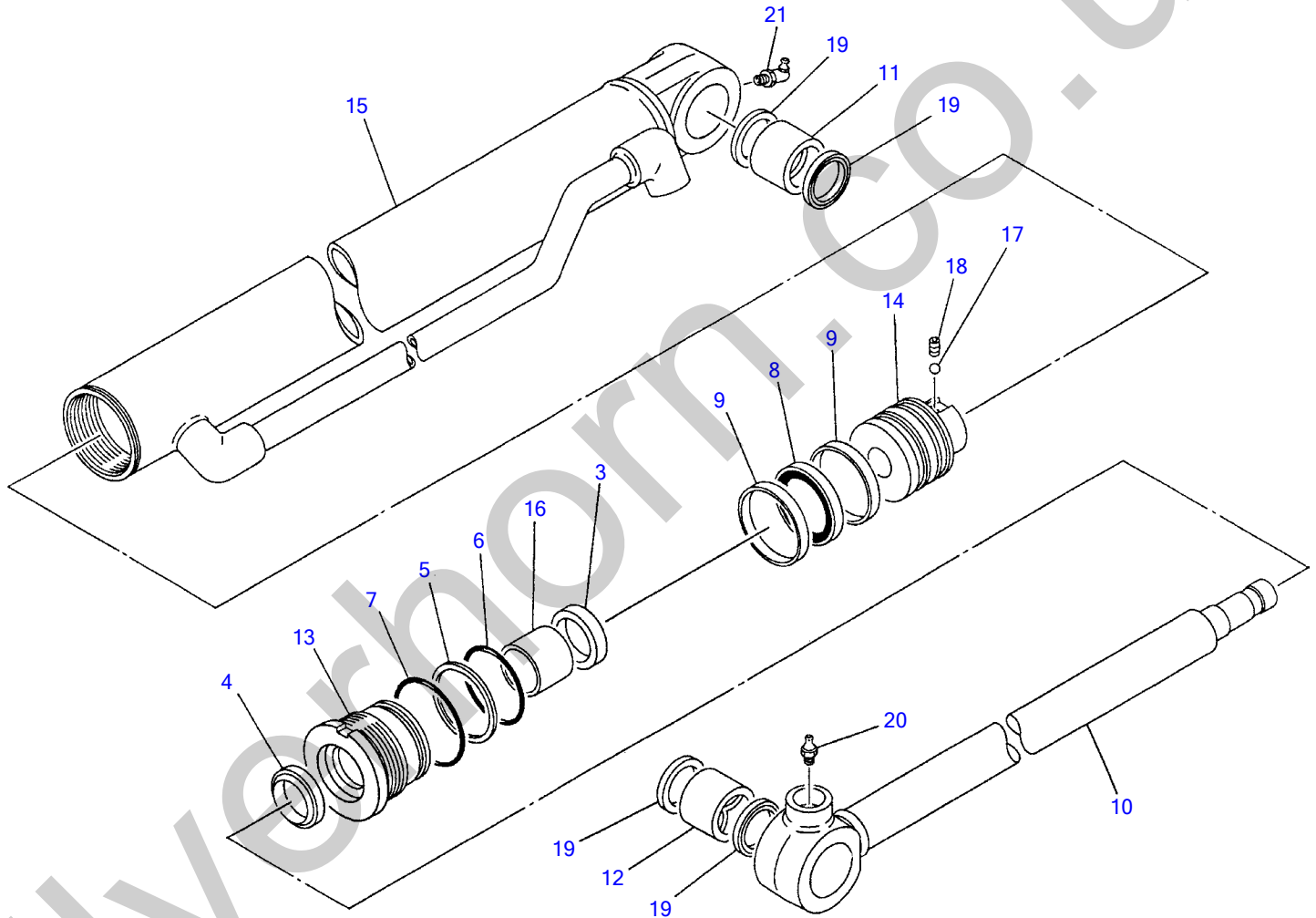


D3-52a-0-D

**ARM CYLINDER**

Item	Part number	Description	Q'ty	Chan.	Serial No.	Serv.	Remarks
1	1900051800	CYLINDER ASSY	1				
2	1900051899	· KIT, seal	1				
3	X 1410535458	· · PACKING, rod	1				
4	X 1900033533	· · SEAL, dust	1				
5	X 1900051832	· · RING, back-up	1				
6	X 1420110500	· · O-RING	1				
7	X 1420110606	· · O-RING	1				
8	X 1900051831	· · PACKING, piston	1				
9	1900051826	· RING, wear	2				
10	1900051801	· ROD, piston	1				
11	1900022102	· BUSHING	1				19000-44802
12	1900044802	· BUSHING	1				
13	1900051803	· COVER, rod	1				
14	1900051806	· PISTON	1				
15	1900051807	· TUBE	1				
16	1333003525	· BUSHING	1				
17	1390010250	· BALL, steel	1				
18	1121040608	· SET-SCREW	1				
19	1432200035	· SEAL, dust	4				
20	1560001900	· NIPPLE, grease	2				
	D352a3L						

Silverhorn.CO.UK



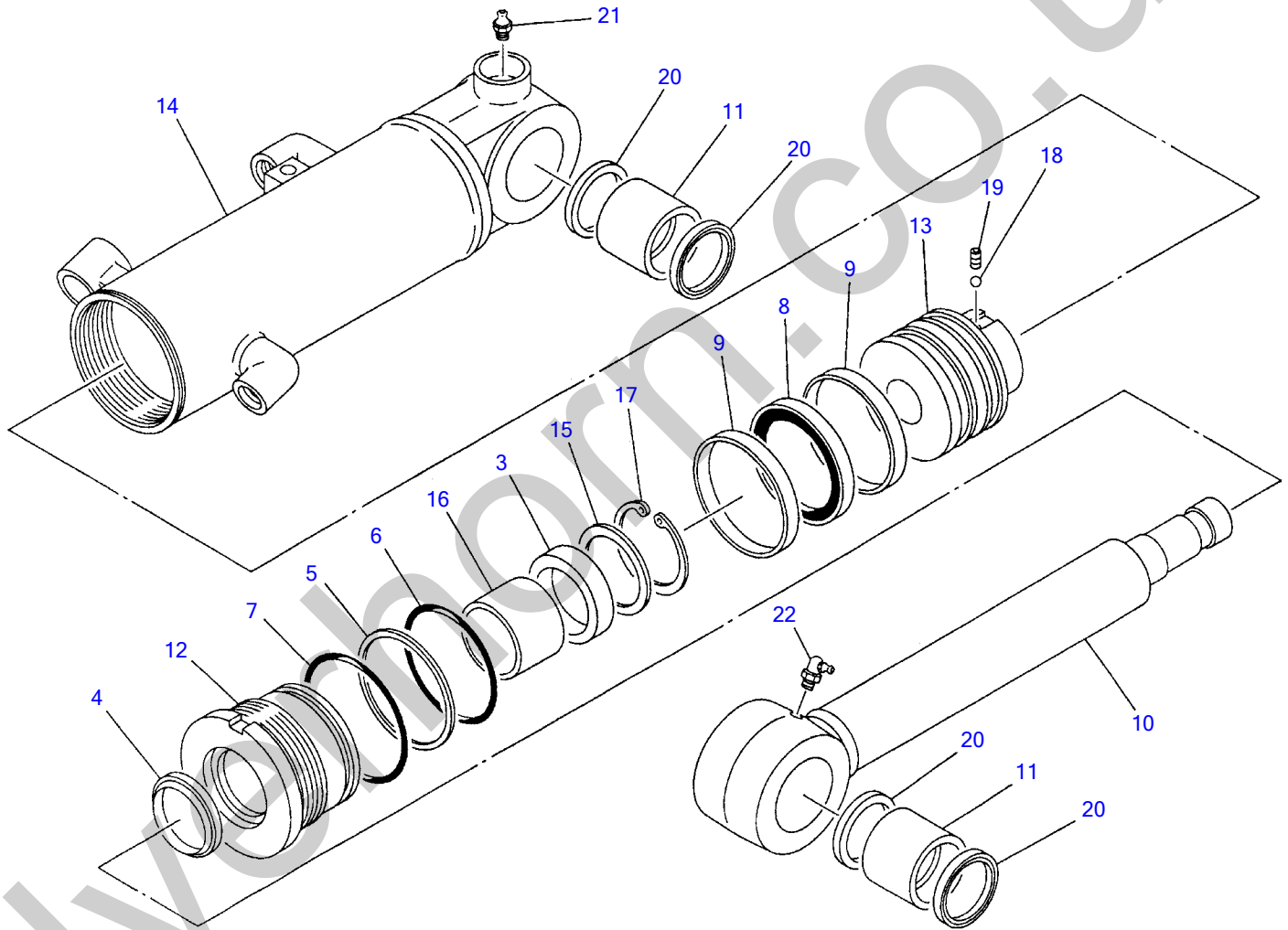
D3-53a-0-D



**BUCKET CYLINDER**

Item	Part number	Description	Q'ty	Chan.	Serial No.	Serv.	Remarks
1	<b>1900051900</b>	CYLINDER ASSY	1				
2	<b>1900051999</b>	· KIT, seal	1				
3	X <b>1410530408</b>	· · PACKING, rod	1				
4	X <b>1900051931</b>	· · SEAL, dust	1				
5	X <b>1421130500</b>	· · RING, back-up	1				
6	X <b>1420110500</b>	· · O-RING	1				
7	X <b>1420500550</b>	· · O-RING	1				
8	X <b>1900051932</b>	· · PACKING, piston	1				
9	<b>1900051926</b>	· RING, wear	2				
10	<b>1900051901</b>	· ROD, piston	1				
11	<b>1900046320</b>	· BUSHING	1				30-30-40-1
12	<b>1900046302</b>	· BUSHING	1				19000-43320
13	<b>1900053503</b>	· COVER, rod	1				
14	<b>1900053506</b>	· PISTON	1				
15	<b>1900051907</b>	· TUBE	1				
16	<b>1333003025</b>	· BUSHING	1				
17	<b>1390010250</b>	· BALL, steel	1				
18	<b>1121040606</b>	· SET-SCREW	1				
19	<b>1432200030</b>	· SEAL, dust	4				
20	<b>1560001000</b>	· NIPPLE, grease	1				
21	<b>1560001900</b>	· NIPPLE, grease	1				
	<b>D353a3L</b>						

Silverhorn.CO.UK

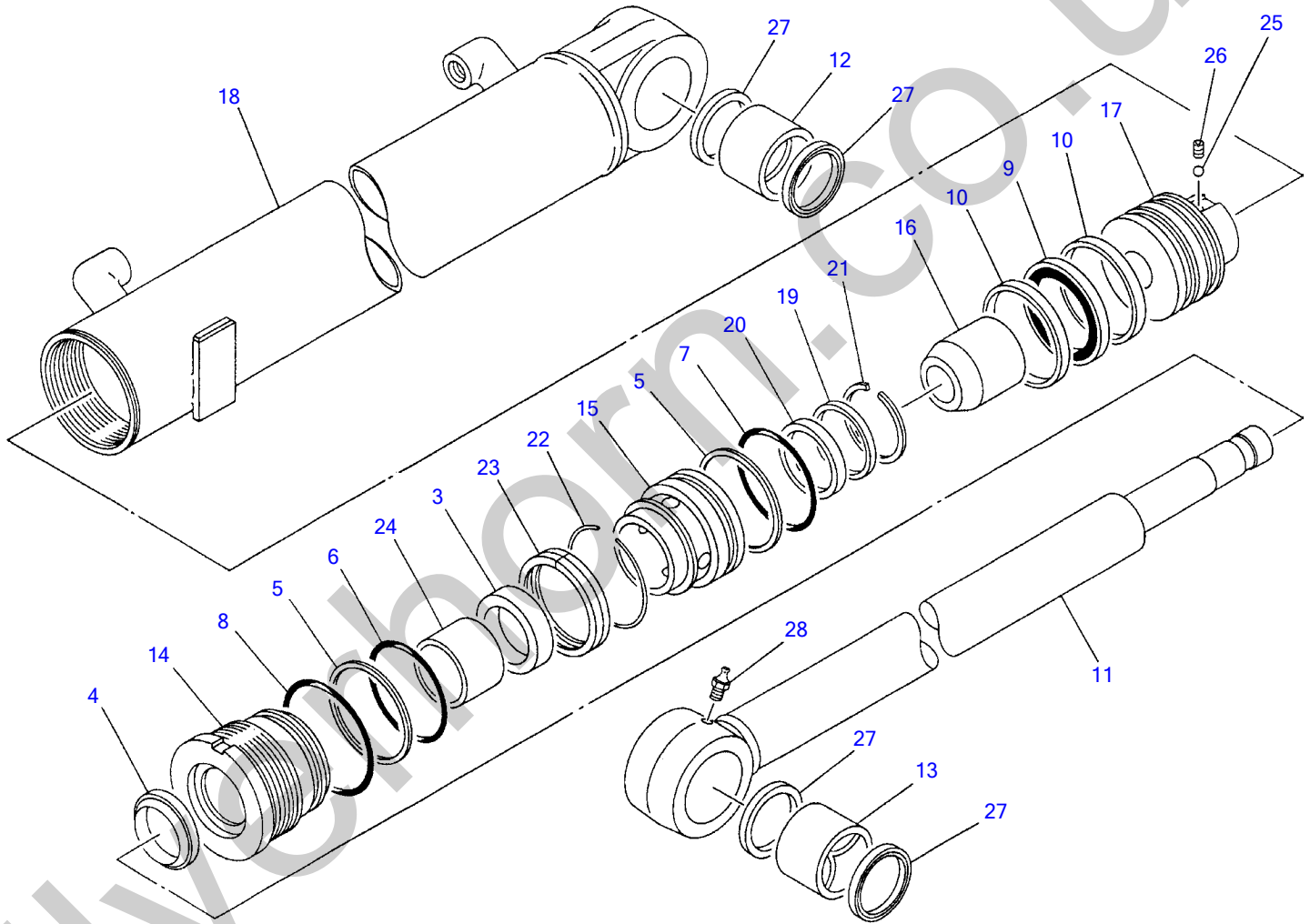


D3-54a-0-D

**DOZER BLADE CYLINDER**

Item	Part number	Description	Q'ty	Chan.	Serial No.	Serv.	Remarks
1	1900052100	CYLINDER ASSY	1				
2	1900054999	• KIT, seal	1				
3	X 1410545609	• • PACKING, rod	1				
4	X 1900047233	• • SEAL, dust	1				
5	X 1421130750	• • RING, back-up	1				
6	X 1420110750	• • O-RING	1				
7	X 1420110800	• • O-RING	1				
8	X 1900047231	• • PACKING, piston	1				
9	1900047232	• RING, wear	2				
10	1900052101	• ROD, piston	1				
11	1900015902	• BUSHING	2				19000-00102
12	1900054903	• COVER, rod	1				
13	1900054106	• PISTON	1				
14	1900052107	• TUBE	1				
15	1900013508	• HOLDER, rod packing	1				
16	1333004530	• BUSHING	1				
17	1221000060	• RING, snap	1				
18	1390010250	• BALL, steel	1				
19	1121040610	• SET-SCREW	1				
20	1432200045	• SEAL, dust	4				
21	1560001000	• NIPPLE, grease	1				
22	1560001900	• NIPPLE, grease	1				
	D354a3L						

Silverhorn.CO.UK



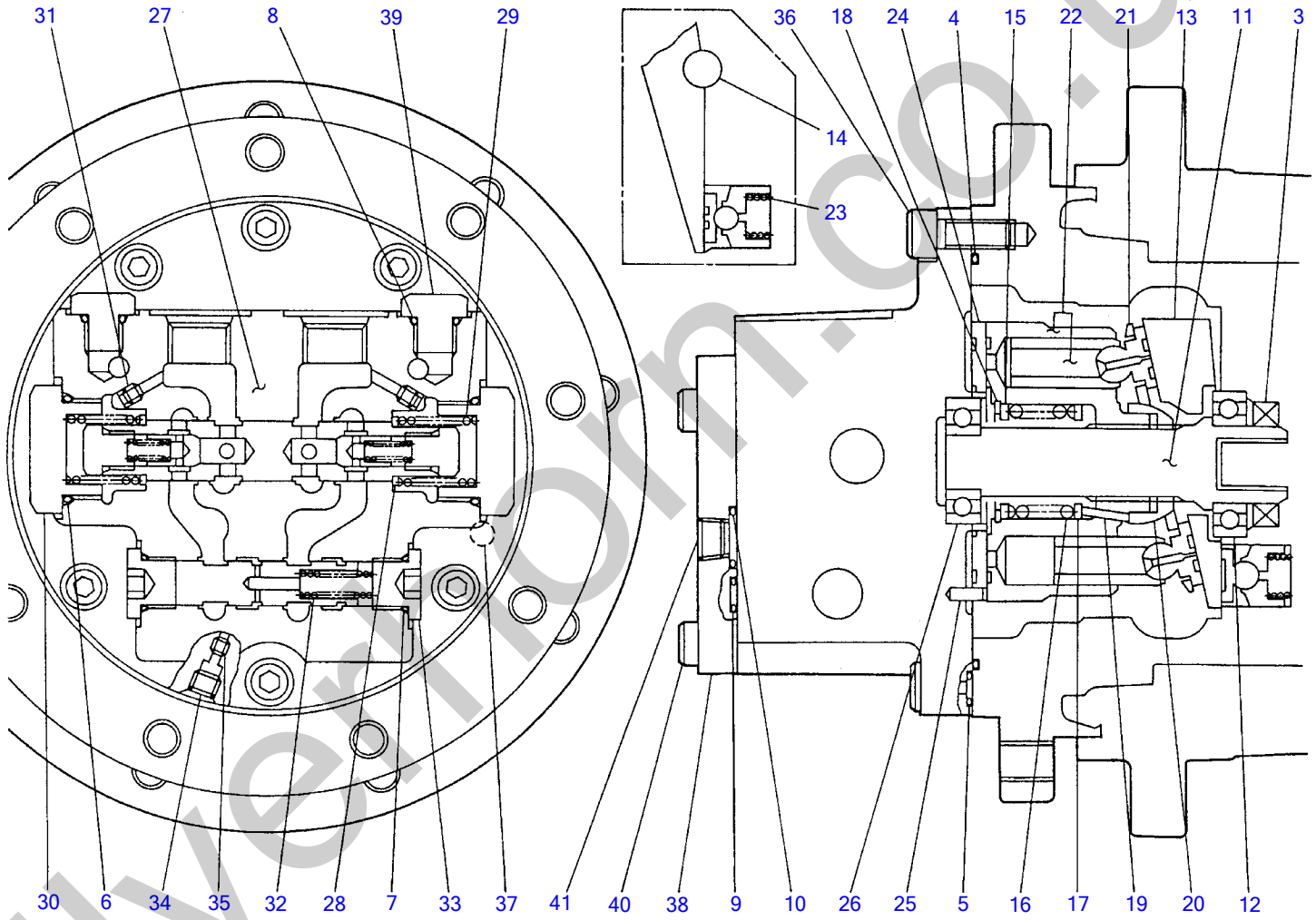
D3-55a-0-D

**SWING CYLINDER**

Item	Part number	Description	Q'ty	Chan.	Serial No.	Serv.	Remarks
1	1900052000	CYLINDER ASSY	1				
2	1900052099	· KIT, seal	1				
3	X 1410540559	· · PACKING, rod	1				
4	X 1900048431	· · SEAL, dust	1				
5	X 1421130650	· · RING, back-up	2				
6	X 1420110650	· · O-RING	1				
7	X 1420110600	· · O-RING	1				
8	X 1420110700	· · O-RING	1				
9	X 1900051132	· · PACKING, piston	1				
10	1900051131	· RING, wear	2				
11	1900052001	· ROD, piston	1				
12	1900045802	· BUSHING	1				19000-43920
13	1900045820	· BUSHING	1				19000-43902
14	1900052003	· COVER, rod	1				
15	1900052014	· RETAINER	1				
16	1900052005	· CUSHION, rrd	1				
17	1900055006	· PISTON	1				
18	1900052007	· TUBE	1				
19	1900052015	· SPACER	1				
20	1900052016	· RING, cushion	1				
21	1900052026	· STOPPER	1				
22	1900051626	· STOPPER	1				
23	1900052027	· CONNECTOR	1				
24	1333004030	· BUSHING	1				
25	1390010250	· BALL, steel	1				
26	1121040608	· SET-SCREW	1				
27	1432200040	· SEAL, dust	4				
28	1560001000	· NIPPLE, grease	1				

D355a4L

Silverhorn.CO.UK

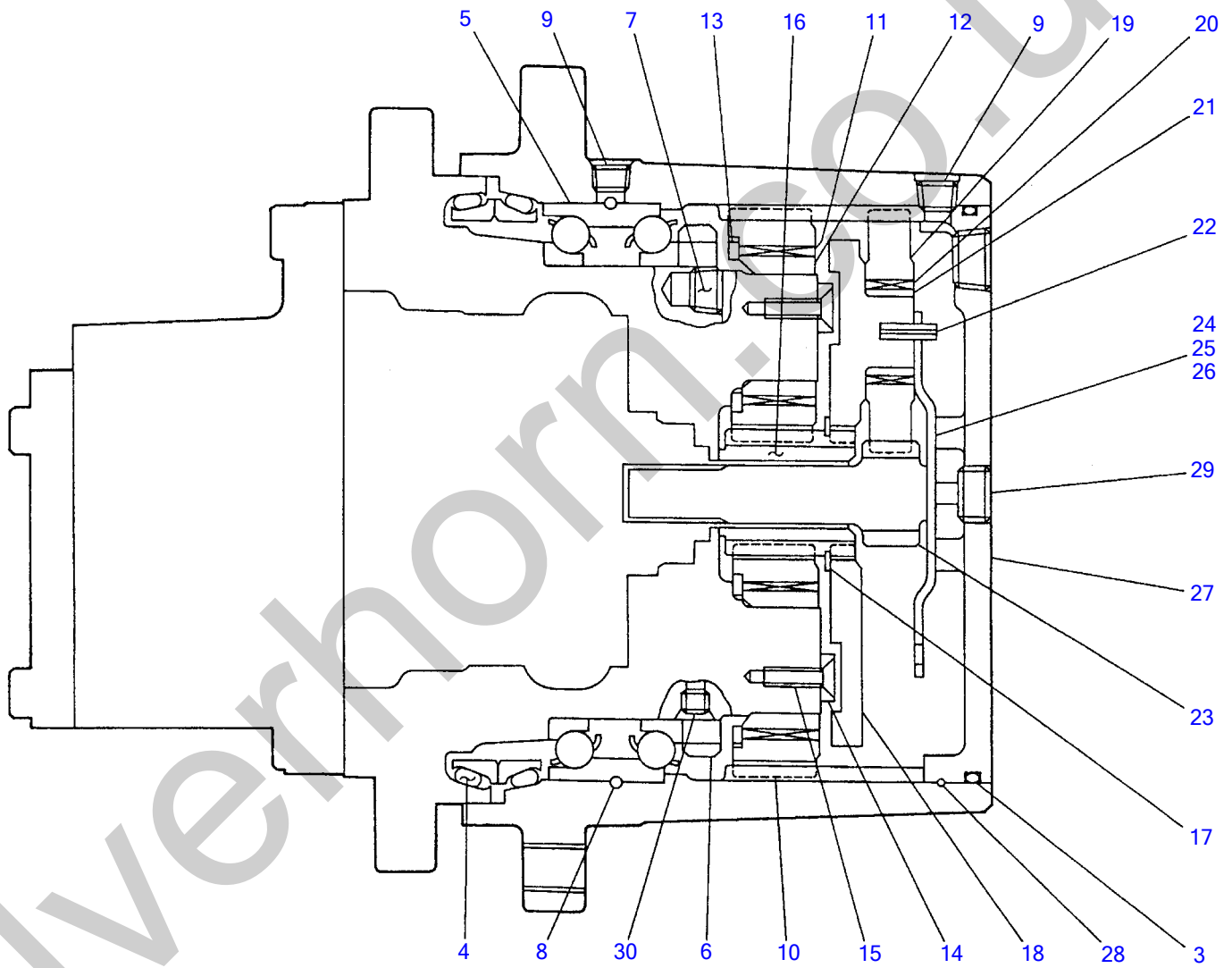


D3-56a-0-D

TRAVEL MOTOR (1/2)

Item	Part number	Description	Q'ty	Chan.	Serial No.	Serv.	Remarks
1	1903110200	MOTOR ASSY	1				incl. 1/2~2/2
2	1903110299	• KIT, seal	1				
3	X 1903104504	• • SEAL, oil	1				
4	X 1420101200	• • O-RING	1				
5	X 1420010070	• • O-RING	3				
6	X 1420010290	• • O-RING	2				
7	X 1420010140	• • O-RING	2				
8	X 1420010110	• • O-RING	2				
9	X 1420010070	• • O-RING	3				
10	X 1420010160	• • O-RING	2				
11	1903110202	• SHAFT	1				
12	1300006004	• BEARING, ball	1				
13	1903110205	• PLATE, swash	1				
14	1390020950	• BALL, stell	2				
15	1903104408	• HOLDER, spring	1				
16	1903110209	• SPRING	1				
17	1903110210	• SEAT, spring	1				
18	1903104410	• RING, snap	1				
19	1903110212	• PIN	3				
20	1903110213	• HOLDER, retainer	1				
21	1903110214	• PLATE, retainer	1				
22	1903110291	• SUB ASSY, piston	9				
23	1903110220	• SPRING	2				
24	1903110225	• PLATE, valve	1				
25	1212000412	• PIN	1				
26	1300006002	• BEARING, ball	1				
27	1903110292	• SUB ASSY, base plate	1				
28	1901803003	• SEAT, spring	2				
29	1901802408	• SPRING	2				
30	1903106838	• CAP	2				
31	1903107047	• ORIFICE	4				
32	1903106842	• SPRING	1				
33	1903106843	• PLUG	2				
34	1501810000	• PLUG	3				
35	1903107047	• ORIFICE	4				
36	1110051025	• SCREW, cap	6				
37	1903102019	• PIN	2				
38	1903110250	• COVER	1				
39	1903108655	• PLUG	2				
40	1110050820	• SCREW, cap	4				
41	1501810002	• PLUG	2				

D356a3L

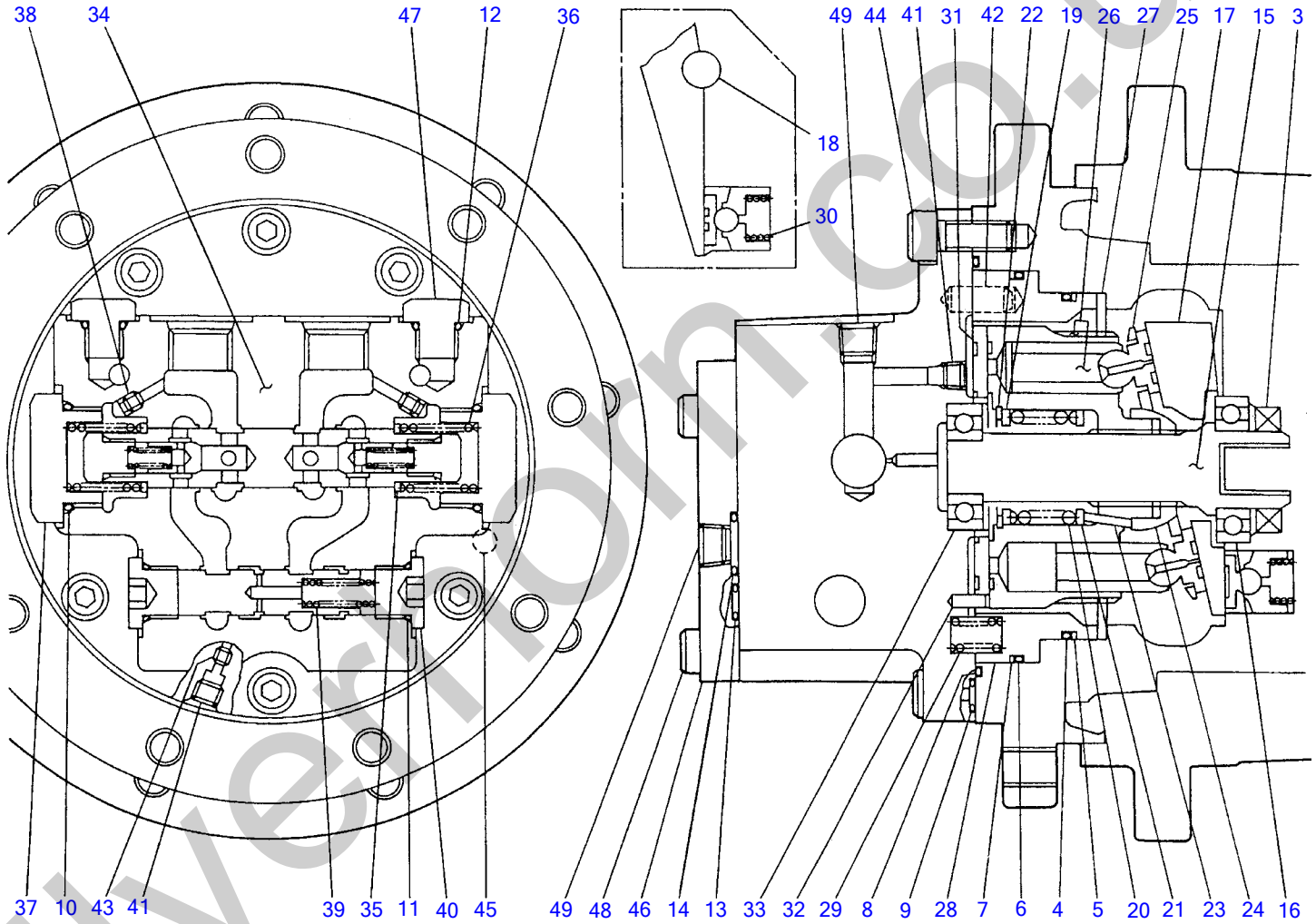


D3-56b-0-D



TRAVEL MOTOR (2/2)

Item	Part number	Description	Q'ty	Chan.	Serial No.	Serv.	Remarks
1	1912902400	REDUCTION	1				
2	1912900799	• KIT, seal	1				
3	X 1420310259	• • O-RING	1				
4	X 1912001005	• • COLLAR, seal	1				
5	1912902403	• BEARING	1				
6	1912900704	• NUT, ring	1				
7	1501810002	• PLUG	2				
8	1390020250	• BALL, steel	32				
9	1501810001	• PLUG	2				
10	1912902409	• GEAR, planetary	4				
11	1912902410	• CAGE & ROLLER	4				
12	1912902411	• COLLAR	4				
13	1912902412	• WASHER, thrust	4				
14	1912900713	• PLATE, thrust	1				
15	1912900714	• SCREW	4				
16	1912902415	• GEAR, sun	1				
17	1220000035	• RING, snap	1				
18	1912902417	• HOLDER	1				
19	1912902418	• GEAR, planetary	2				
20	1912900719	• CAGE & ROLLER	2				
21	1912900720	• LACE, inner	2				
22	1213000516	• PIN, spring	2				
23	1912902422	• GEAR, drive	1				
24	1912900723	• PLATE, thrust	AR				t=1.8mm
25	1912900729	• PLATE, thrust	AR				t=2.3mm
26	1912900730	• PLATE, thrust	AR				t=2.8mm
27	1912900724	• COVER	1				
28	1912900726	• WIRE	1				
29	1501810003	• PLUGE	2				
30	1501810000	• PLUGE	2				
	D356b2L						

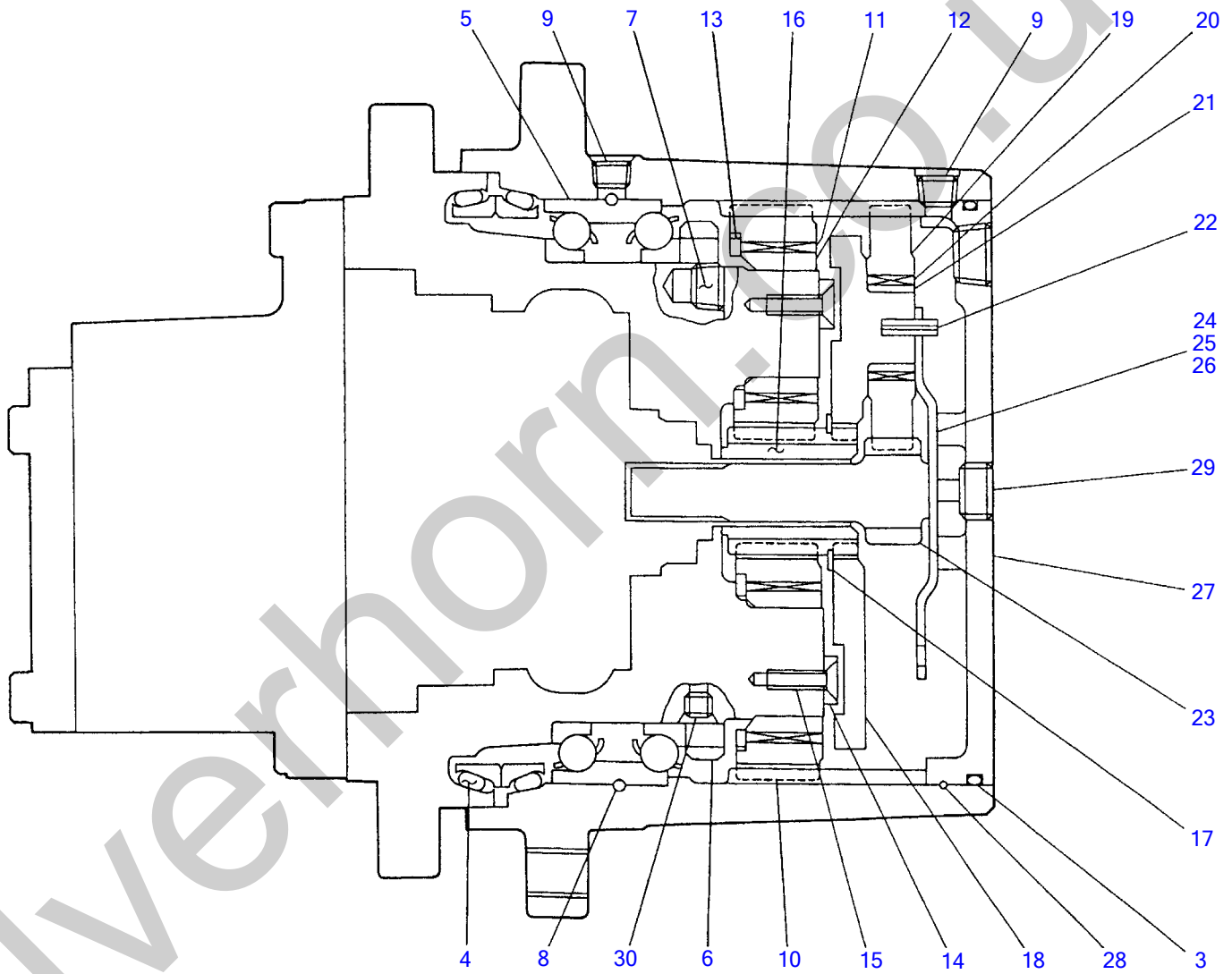


D3-56d-0-D

TRAVEL MOTOR (1/2)

Item	Part number	Description	Q'ty	Chan.	Serial No.	Serv.	Remarks
1	1903110300	MOTOR ASSY	1				incl. 1/2~2/2
2	1903110399	• KIT, seal	1				
3	X 1903104504	• • SEAL, oil	1				
4	X 1420110950	• • O-RING	1				
5	X 1421120950	• • RING, back-up	1				
6	X 1420111050	• • O-RING	1				
7	X 1421121050	• • RING, back-up	1				
8	X 1420101200	• • O-RING	1				
9	X 1420010070	• • O-RING	3				
10	X 1420010290	• • O-RING	2				
11	X 1420010140	• • O-RING	2				
12	X 1420010110	• • O-RING	2				
13	X 1420010070	• • O-RING	3				
14	X 1420010160	• • O-RING	2				
15	1903110202	• SHAFT	1				
16	1300006004	• BEARING, ball	1				
17	1903110205	• PLATE, swash	1				
18	1390020950	• BALL, steel	2				
19	1903104408	• HOLDER, spring	1				
20	1903110209	• SPRING	1				
21	1903110210	• SEAT, spring	1				
22	1903104410	• RING, snap	1				
23	1903110212	• PIN	3				
24	1903110213	• HOLDER, retainer	1				
25	1903110214	• PLATE, retainer	1				
26	1903110391	• SUB ASSY, piston	9				
27	1903110316	• DISK	1				
28	1903110317	• PISTON, brake	1				
29	1903110318	• SPRING	10				
30	1903110220	• SPRING	2				
31	1903110225	• PLATE, valve	1				
32	1212000412	• PIN	1				
33	1300006002	• BEARING, ball	1				
34	1903110392	• SUB ASSY, base plate	1				
35	1901803003	• SHEET, spring	2				
36	1901802408	• SPRING	2				
37	1903106838	• CAP	2				
38	1903107047	• ORIFICE	4				
39	1903106842	• SPRING	1				
40	1903106843	• PLUG	2				
41	1501810000	• PLUG	5				
42	1903104520	• PIN	2				
43	1903107047	• ORIFICE	5				
44	1110051025	• SCREW, cap	6				
45	1903102019	• PIN	2				
46	1903110250	• COVER	1				
47	1903108655	• PLUG	2				
48	1110050820	• SCREW, cap	4				
49	1501810002	• PLUG	3				

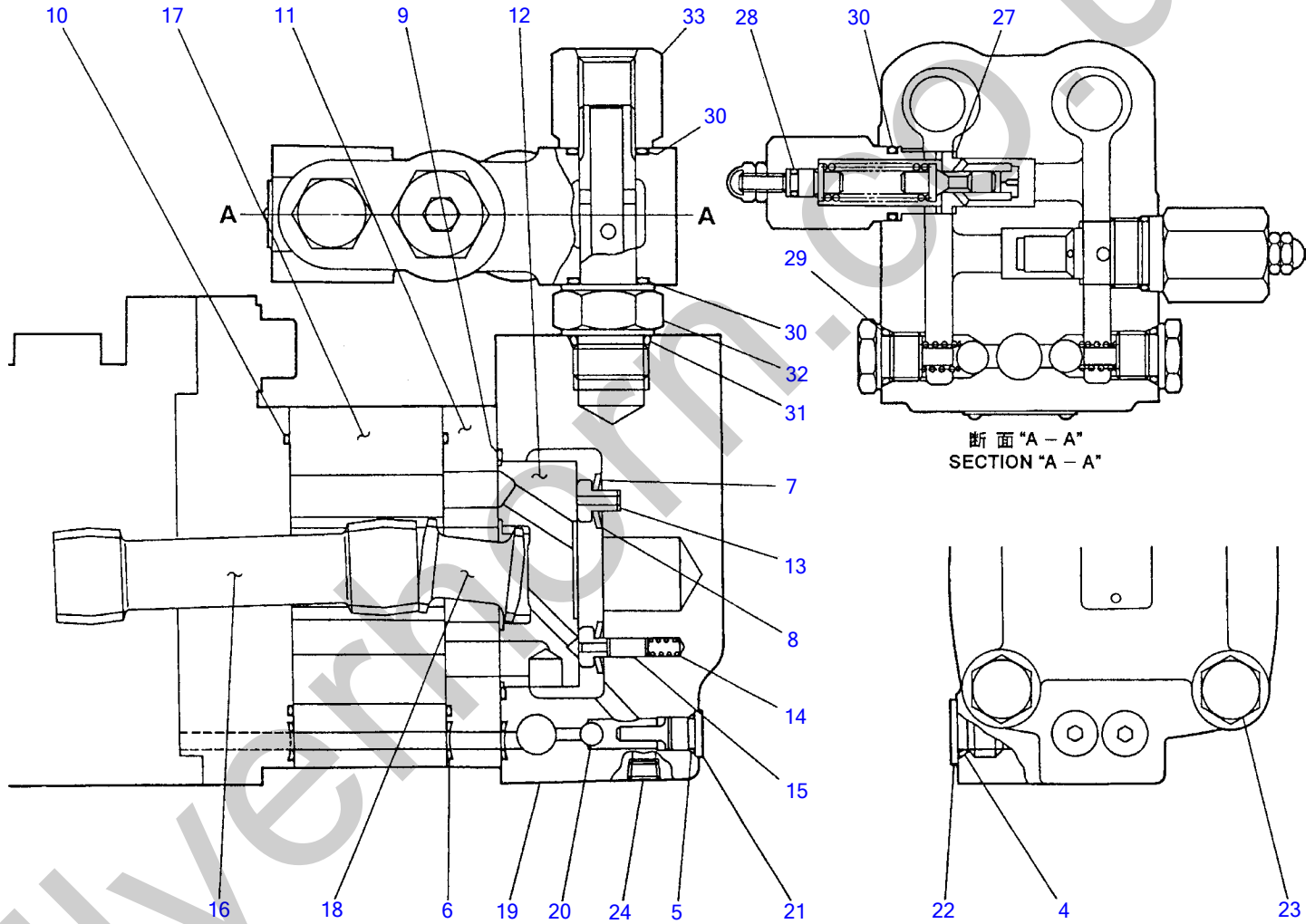
D356d3L



D3-56e-0-D

TRAVEL MOTOR (2/2)

Item	Part number	Description	Q'ty	Chan.	Serial No.	Serv.	Remarks
1	1912902500	REDUCTION	1				
2	1912900799	• KIT, seal	1				
3	X 1420310259	• • O-RING	1				
4	X 1912001005	• • COLLAR, seal	1				
5	1912902403	• BEARING	1				
6	1912900704	• NUT, ring	1				
7	1501810002	• PLUG	2				
8	1390020250	• BALL, steel	32				
9	1501810001	• PLUG	2				
10	1912902409	• GEAR, planetary	4				
11	1912902410	• CAGE & ROLLER	4				
12	1912902411	• COLLAR	4				
13	1912902412	• WASHER, thrust	4				
14	1912900713	• PLATE, thrust	1				
15	1912900714	• SCREW	4				
16	1912902415	• GEAR, sun	1				
17	1220000035	• RING, snap	1				
18	1912902417	• HOLDER	1				
19	1912902418	• GEAR, planetary	2				
20	1912900719	• CAGE & ROLLER	2				
21	1912900720	• LACE, inner	2				
22	1213000516	• PIN, spring	2				
23	1912902422	• GEAR, drive	1				
24	1912900723	• PLATE, thrust	AR				t=1.8mm
25	1912900729	• PLATE, thrust	AR				t=2.3mm
26	1912900730	• PLATE, thrust	AR				t=2.8mm
27	1912900724	• COVER	1				
28	1912900726	• WIRE	1				
29	1501810003	• PLUG	2				
30	1501810000	• PLUG	2				
	D356e2L						



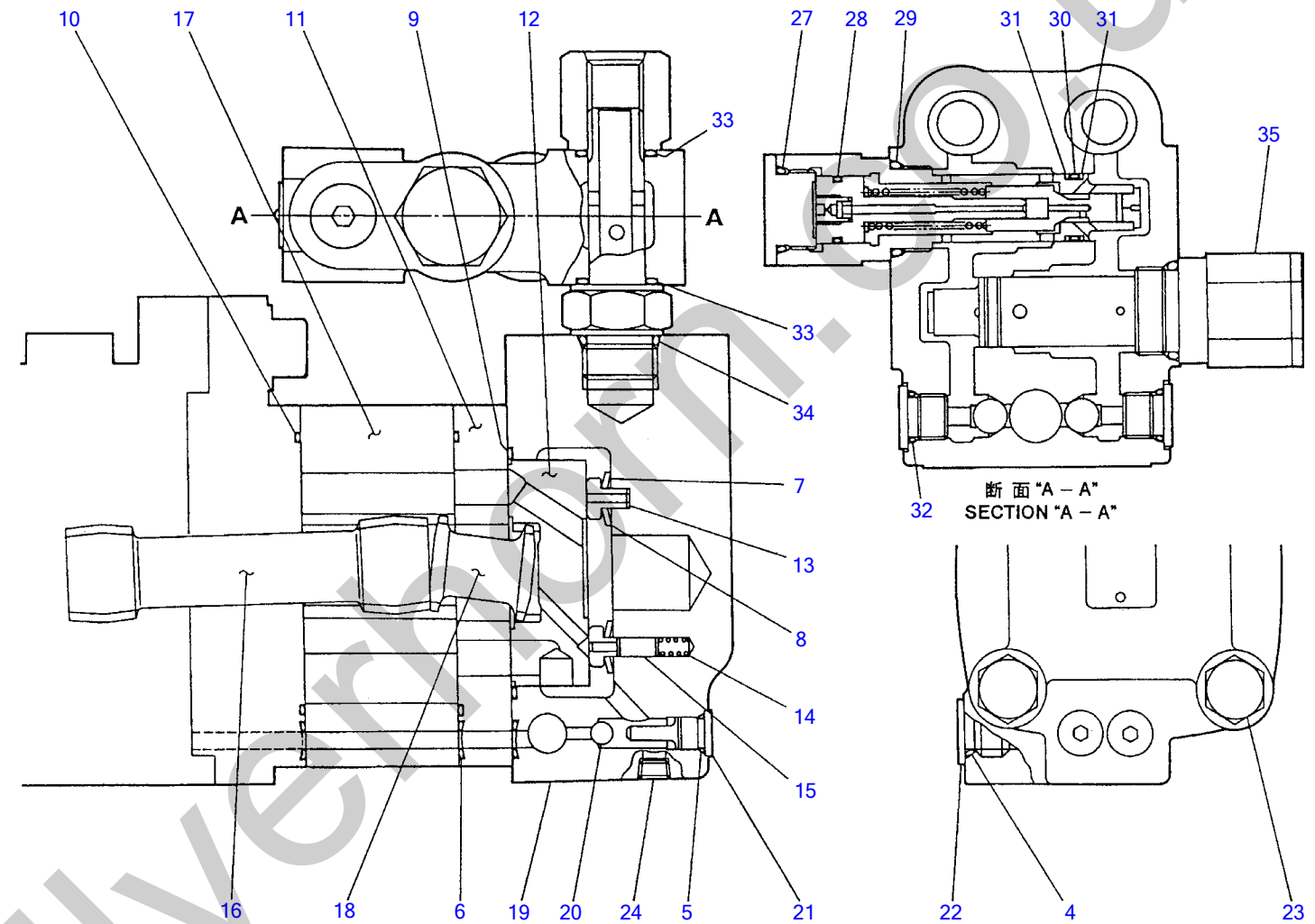
D3-57a-1-D

**SLEW MOTOR (1/2)**

Item	Part number	Description	Q'ty	Chan.	Serial No.	Serv.	Remarks
1	X 1903110100	MOTOR ASSY	1				abolished
	1903117200	MOTOR ASSY	1	(H)			incl. 1/2~2/2
2	X *****	· MOTOR, hydraulic	1				
3	1903900499	· · KIT, seal	1				
4	X 1420010110	· · · O-RING	1				
5	X 1420310041	· · · O-RING	2				
6	X 1420310011	· · · O-RING	3				
7	X 1432900015	· · · SEAL, outer face	1				
8	X 1432900016	· · · SEAL, inner face	1				
9	X 1420310038	· · · O-RING	1				
10	X 1420310903	· · · O-RING	2				
11	1903103628	· · PLATE, valve	1				
12	1903103630	· · VALVE	1				
13	1903103631	· · PLATE, balancing	1				
14	1903103632	· · SPRING	2				
15	1903103634	· · PIN	2				
16	X 1903902134	· · DRIVE	1	A			abolished
	1903903827	· · DRIVE	1	a			
17	X 1903902135	· · GEROLLER	1	A			abolished
	1903903828	· · GEROLLER	1	a			
18	1903102624	· · DRIVE, valve	1				
19	1903902631	· · HOUSING, valve	1				
20	1903920400	· · BALL-STEEL	2				
21	1903103641	· · PLUG	2				
22	1903103644	· · PLUG	1				
23	X 1903902144	· · BOLT	4	A			abolished
	1903900432	· · BOLT	4	a			
24	1501810001	· · PLUG	1				
25	1901806700	· VALVE, relief	1				
26	1901806799	· · KIT, seal	1				
27	X 1901806708	· · · PACKING	2				
28	X 1420000050	· · · O-RING	2				
29	X 1420010140	· · · O-RING	3				
30	X 1420010200	· · · O-RING	6				
31	X 1420010180	· · · O-RING	2				
32	1901806722	· · FITTING, valve	2				
33	1901806723	· · CAP	2				

NOTE  
 1. SET "A" (page 8-32, 36) is interchangeable  
 with SET "a" (page 8-32, 36).

D357a2L

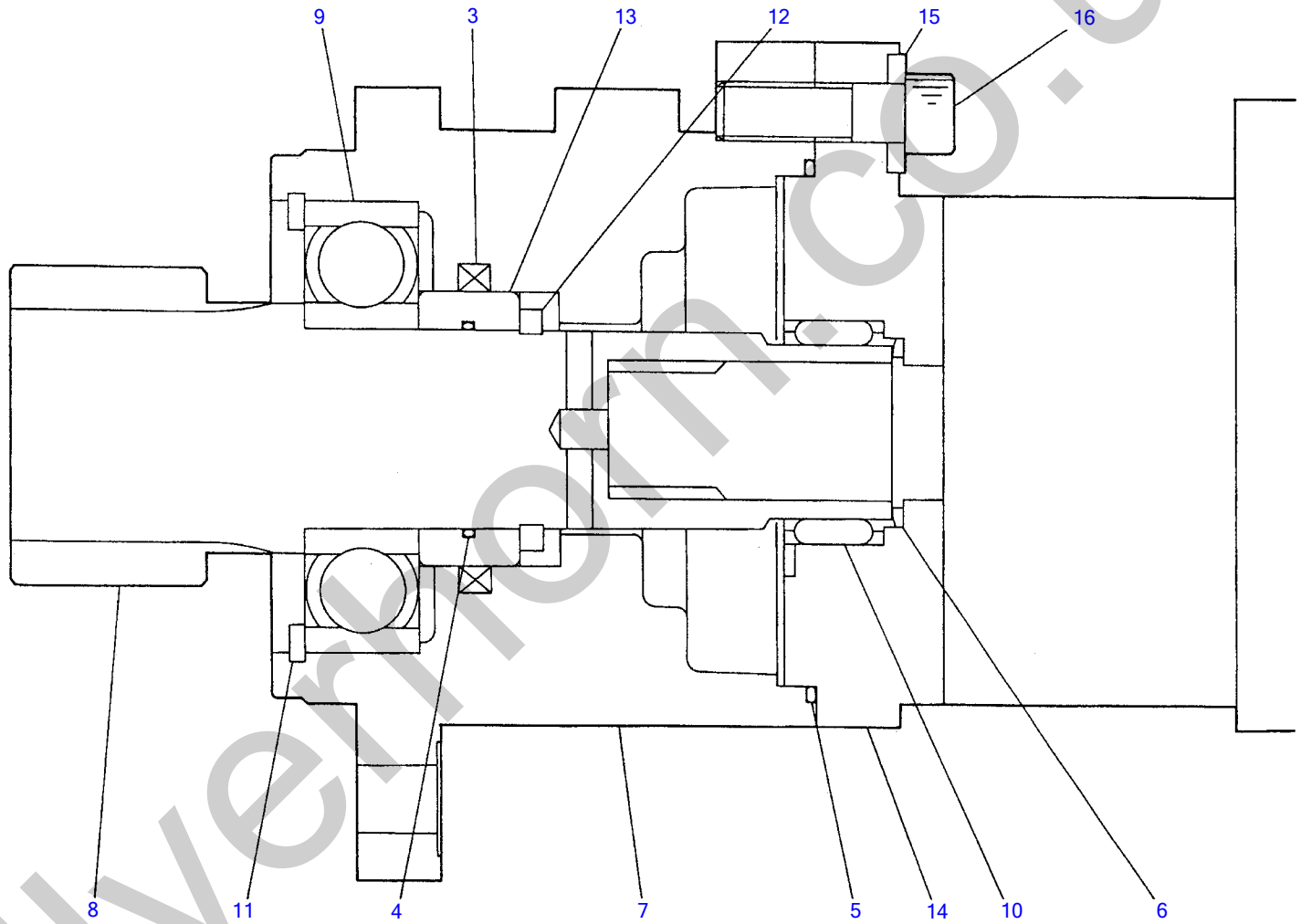


D3-57a-2-D



**SLEW MOTOR (1/2)**

Item	Part number	Description	Q'ty	Chan.	Serial No.	Serv.	Remarks
1	<b>1903117400</b>	MOTOR ASSY	1				incl. 1/2~2/2
2	X *****	• MOTOR, hydraulic	1				
3	<b>1903903799</b>	• • KIT, seal	1				
4	X <b>1420010110</b>	• • • O-RING	1				
5	X <b>1420310903</b>	• • • O-RING	2				
6	X <b>1420310011</b>	• • • O-RING	3				
7	X <b>1432900015</b>	• • • SEAL, outer face	1				
8	X <b>1432900016</b>	• • • SEAL, inner face	1				
9	X <b>1420310038</b>	• • • O-RING	1				
10	X <b>1420310041</b>	• • • O-RING	2				
11	<b>1903103628</b>	• • PLATE, valve	1				
12	<b>1903103630</b>	• • VALVE	1				
13	<b>1903103631</b>	• • PLATE, balancing	1				
14	<b>1903103632</b>	• • SPRING	2				
15	<b>1903103634</b>	• • PIN	2				
16	<b>1903903827</b>	• • DRIVE	1				
17	<b>1903903828</b>	• • GEROLLER	1				
18	<b>1903102624</b>	• • DRIVE, valve	1				
19	<b>1903902631</b>	• • HOUSING	1				
20	<b>1390020400</b>	• • BALL-STEEL	2				
21	<b>1903103641</b>	• • PLUG	2				
22	<b>1903103644</b>	• • PLUG	1				
23	<b>1903900432</b>	• • BOLT	4				
24	<b>1501810001</b>	• • PLUG	1				
25	<b>1901808600</b>	• VALVE, relief	1				
26	<b>1901808599</b>	• • KIT, seal	1				
27	X <b>1420010250</b>	• • • O-RING	2				
28	X <b>1901808511</b>	• • • SEAL	2				
29	X <b>1420010280</b>	• • • O-RING	2				
30	X <b>1420010200</b>	• • • O-RING	2				
31	X <b>1421020200</b>	• • • RING, back-up	4				
32	X <b>1420010140</b>	• • • O-RING	2				
33	X <b>1420010200</b>	• • • O-RING	4				
34	X <b>1420010180</b>	• • • O-RING	2				
35	<b>1901808698</b>	• • CARTRIDGE ASSY	2				
	<b>D357a4L</b>						



D3-57b-1-D

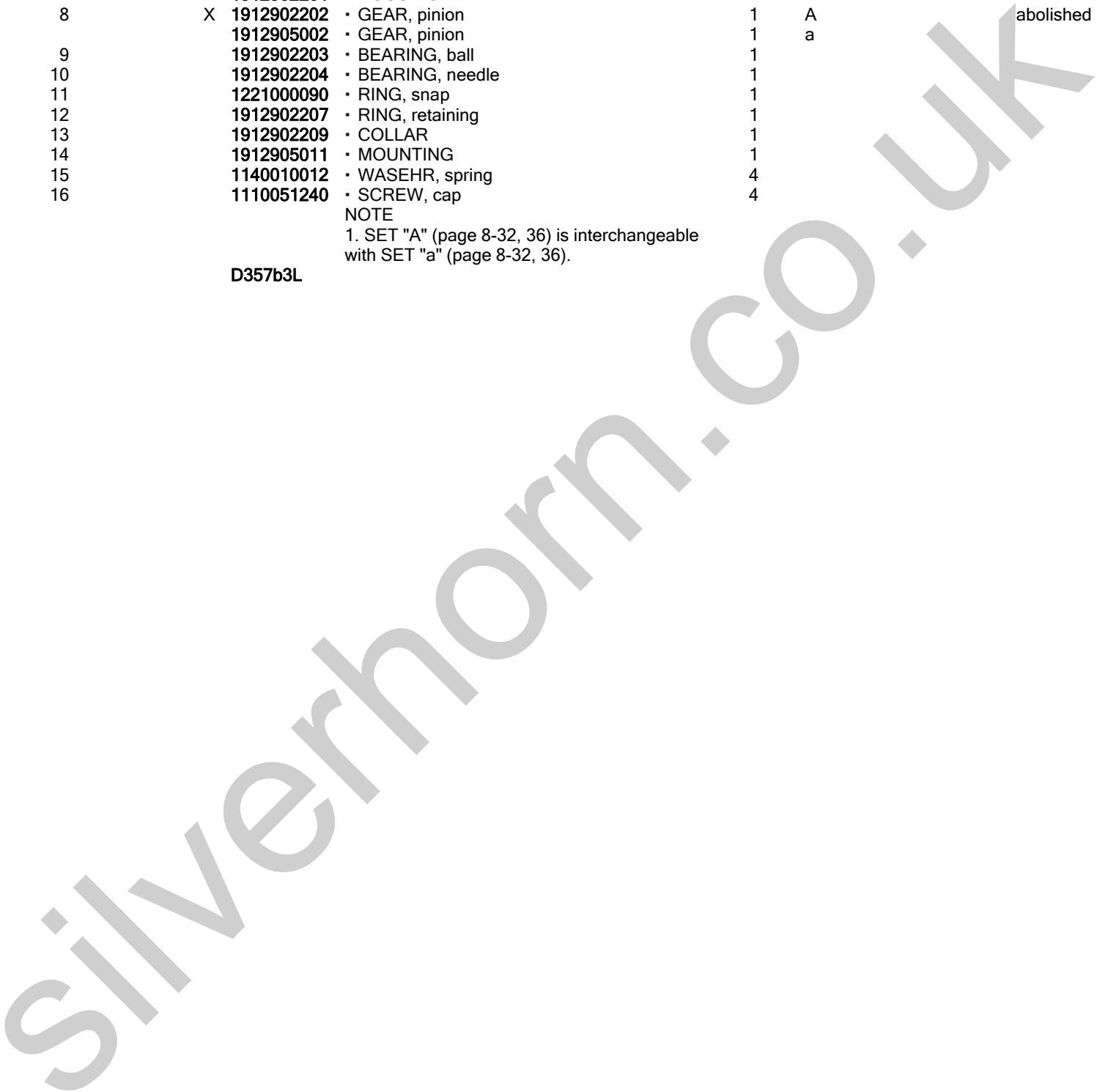
**SLEW MOTOR (2/2)**

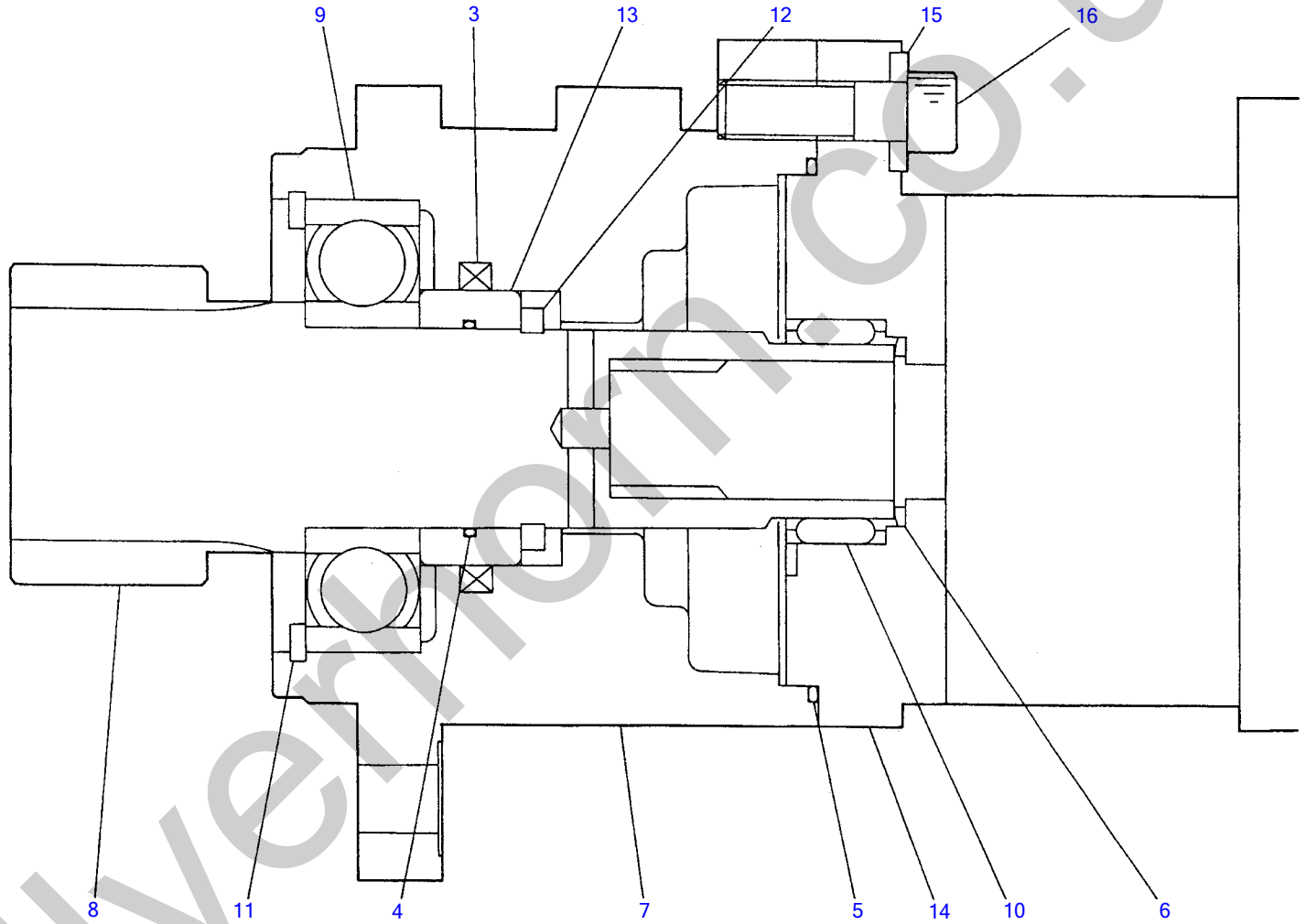
Item	Part number	Description	Q'ty	Chan.	Serial No.	Serv.	Remarks
1	X *****	GEAR ASSY, pinion	1				
2	1912902299	• KIT, seal	1				
3	X 1912900310	• • X-RING	1				
4	X 1420500400	• • O-RING	1				
5	X 1420310155	• • O-RING	1				
6	X 1432900017	• • SEAL, face	1				
7	1912902201	• HOUSING	1				
8	X 1912902202	• GEAR, pinion	1	A			abolished
	1912905002	• GEAR, pinion	1	a			
9	1912902203	• BEARING, ball	1				
10	1912902204	• BEARING, needle	1				
11	1221000090	• RING, snap	1				
12	1912902207	• RING, retaining	1				
13	1912902209	• COLLAR	1				
14	1912905011	• MOUNTING	1				
15	1140010012	• WASEHR, spring	4				
16	1110051240	• SCREW, cap	4				

NOTE

1. SET "A" (page 8-32, 36) is interchangeable with SET "a" (page 8-32, 36).

**D357b3L**



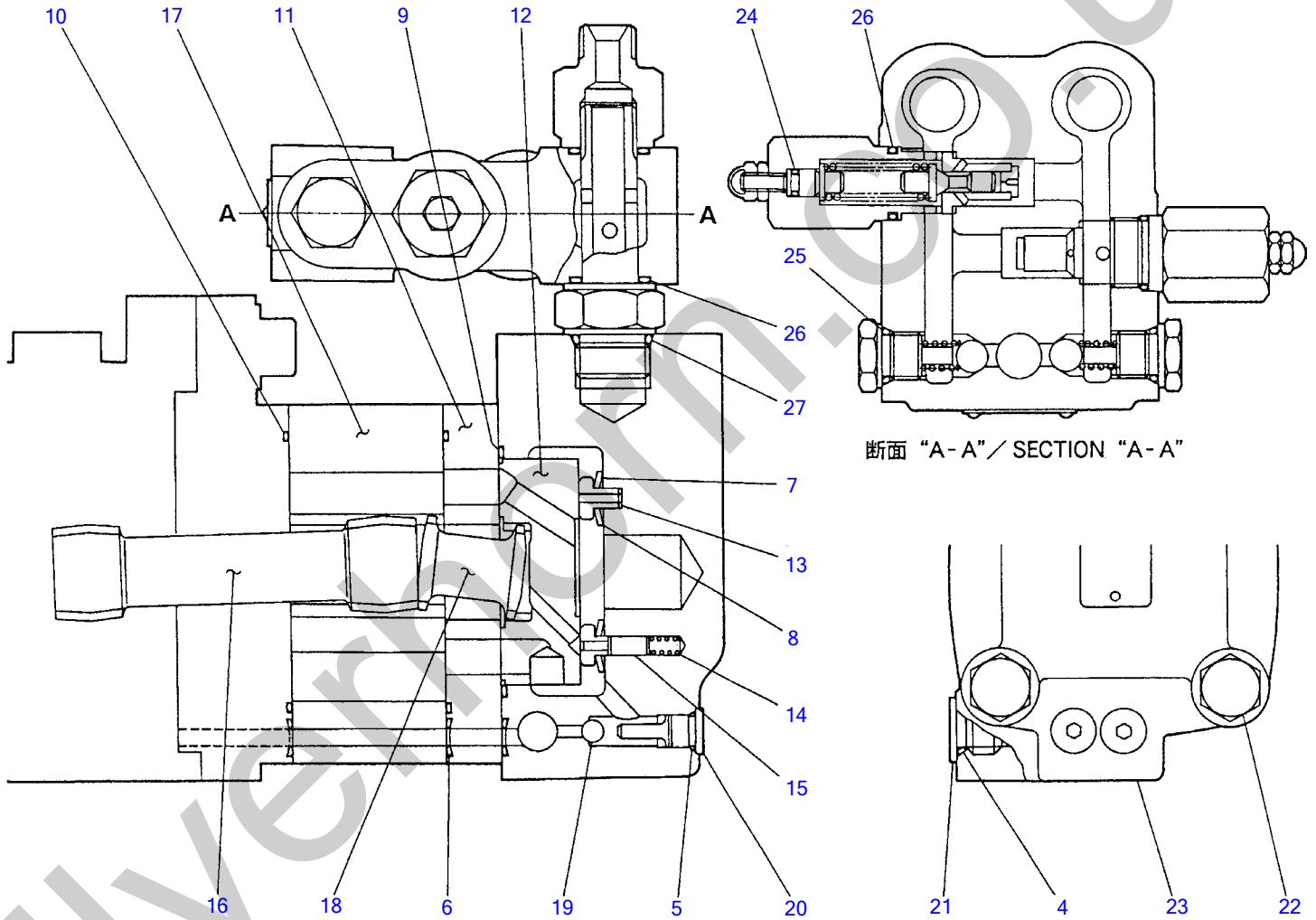


D3-57b-1-D

SLEW MOTOR (2/2)

Item	Part number	Description	Q'ty	Chan.	Serial No.	Serv.	Remarks
1	X *****	GEAR ASSY, pinion	1				
2	1912902299	· KIT, seal	1				
3	X 1912900310	· · X-RING	1				
4	X 1420500400	· · O-RING	1				
5	X 1420310155	· · O-RING	1				
6	X 1432900017	· · SEAL, face	1				
7	1912902201	· HOUSING	1				
8	1912902202	· GEAR, pinion	1				
9	1912902203	· BEARING, ball	1				
10	1912902204	· BEARING, needle	1				
11	1221000090	· RING, snap	1				
12	1912902207	· RING, retaining	1				
13	1912902209	· COLLAR	1				
14	1912905011	· MOUNTING	1				
15	1140010012	· WASEHR, spring	4				
16	1110051240	· SCREW, cap	4				
	D357b5L						

Silverhorn.CO.UK



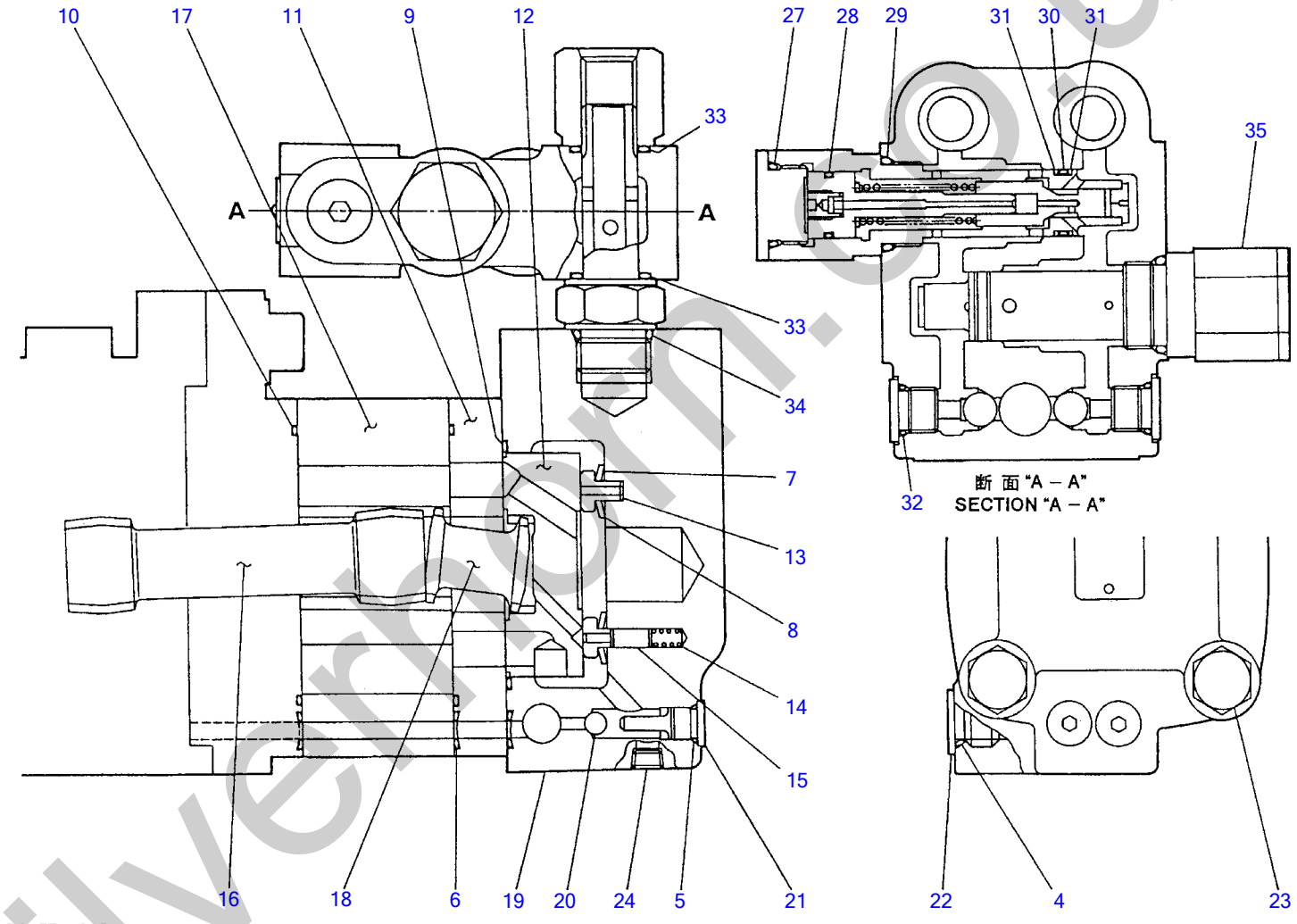
D3-57a-0-D

**SLEW MOTOR (1/2)**

Item	Part number	Description	Q'ty	Chan.	Serial No.	Serv.	Remarks
1	<b>1903110400</b>	MOTOR ASSY	1				incl. 1/2~2/2
2	X *****	· MOTOR, hydraulic	1				
3	<b>1903900499</b>	· · KIT, seal	1				
4	X <b>1420010110</b>	· · · O-RING	1				
5	X <b>1420310041</b>	· · · O-RING	2				
6	X <b>1420310011</b>	· · · O-RING	3				
7	X <b>1432900015</b>	· · · SEAL, outer face	1				
8	X <b>1432900016</b>	· · · SEAL, inner face	1				
9	X <b>1420310038</b>	· · · O-RING	1				
10	X <b>1420310903</b>	· · · O-RING	3				
11	<b>1903103628</b>	· · PLATE, valve	1				
12	<b>1903103630</b>	· · VALVE	1				
13	<b>1903103631</b>	· · PLATE	1				
14	<b>1903103632</b>	· · SPRING	2				
15	<b>1903103634</b>	· · PIN	2				
16	<b>1903902134</b>	· · DRIVE	1				
17	<b>1903902235</b>	· · GEROLLER	1				
18	<b>1903102624</b>	· · DRIVE, valve	1				
19	<b>1903902139</b>	· · POLE	2				
20	<b>1903103641</b>	· · PLUG	2				
21	<b>1903103644</b>	· · PLUG	1				
22	<b>1903902144</b>	· · BOLT	4				
23	<b>1501810001</b>	· · PLUG	1				
24	<b>1420000050</b>	· O-RING	2				
25	<b>1420010140</b>	· O-RING	2				
26	<b>1420010200</b>	· O-RING	6				
27	<b>1420010180</b>	· O-RING	2				

D357d2L

Silverhorn.CO.UK

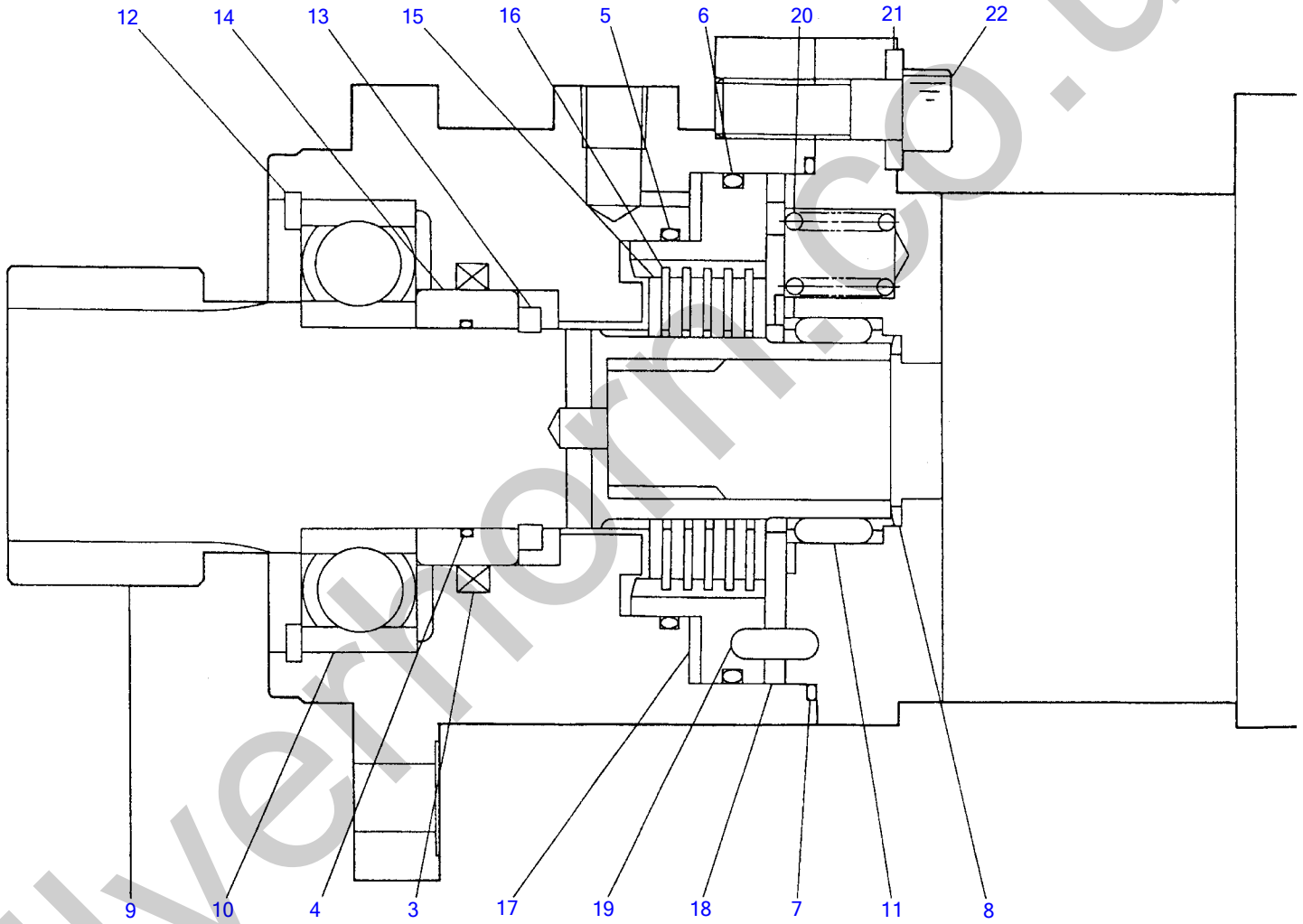


D3-57a-2-D



**SLEW MOTOR (1/2)**

Item	Part number	Description	Q'ty	Chan.	Serial No.	Serv.	Remarks
1	<b>1903117500</b>	MOTOR ASSY	1				incl. 1/2~2/2
2	X *****	• MOTOR, hydraulic	1				
3	<b>1903903799</b>	• • KIT, seal	1				
4	X <b>1420010110</b>	• • • O-RING	1				
5	X <b>1420310903</b>	• • • O-RING	2				
6	X <b>1420310011</b>	• • • O-RING	3				
7	X <b>1432900015</b>	• • • SEAL, outer face	1				
8	X <b>1432900016</b>	• • • SEAL, inner face	1				
9	X <b>1420310038</b>	• • • O-RING	1				
10	X <b>1420310041</b>	• • • O-RING	2				
11	<b>1903103628</b>	• • PLATE, valve	1				
12	<b>1903103630</b>	• • VALVE	1				
13	<b>1903103631</b>	• • PLATE, balancing	1				
14	<b>1903103632</b>	• • SPRING	2				
15	<b>1903103634</b>	• • PIN	2				
16	<b>1903903827</b>	• • DRIVE	1				
17	<b>1903903828</b>	• • GEROLLER	1				
18	<b>1903102624</b>	• • DRIVE, valve	1				
19	<b>1903902631</b>	• • HOUSING	1				
20	<b>1390020400</b>	• • BALL-STEEL	2				
21	<b>1903103641</b>	• • PLUG	2				
22	<b>1903103644</b>	• • PLUG	1				
23	<b>1903900432</b>	• • BOLT	4				
24	<b>1501810001</b>	• • PLUG	1				
25	<b>1901808600</b>	• VALVE, relief	1				
26	<b>1901808599</b>	• • KIT, seal	1				
27	X <b>1420010250</b>	• • • O-RING	2				
28	X <b>1901808511</b>	• • • SEAL	2				
29	X <b>1420010280</b>	• • • O-RING	2				
30	X <b>1420010200</b>	• • • O-RING	2				
31	X <b>1421020200</b>	• • • RING, back-up	4				
32	X <b>1420010140</b>	• • • O-RING	2				
33	X <b>1420010200</b>	• • • O-RING	4				
34	X <b>1420010180</b>	• • • O-RING	2				
35	<b>1901808698</b>	• • CARTRIDGE ASSY	2				
	<b>D357d4L</b>						

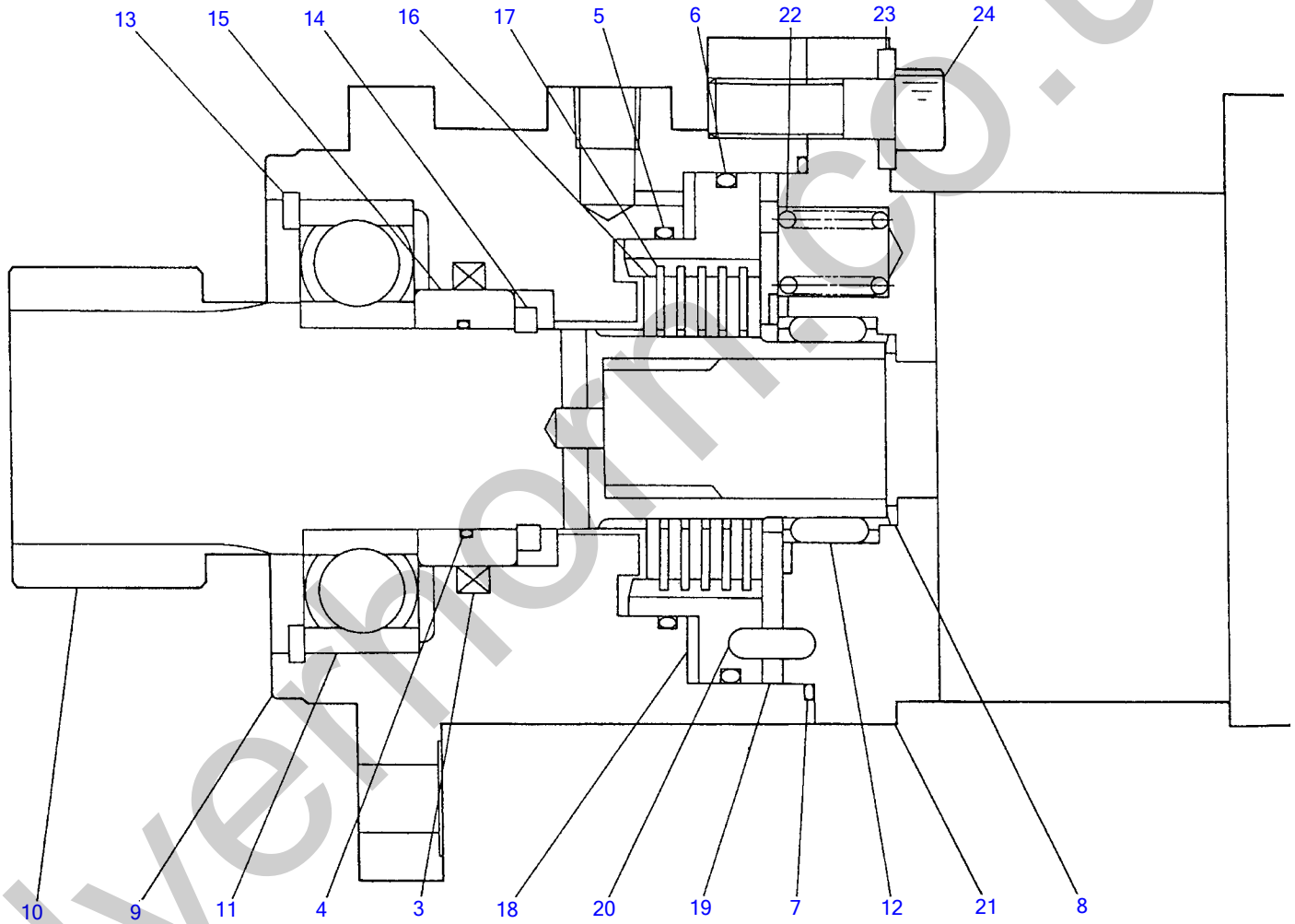


D3-57e-0-D

SLEW MOTOR (2/2)

Item	Part number	Description	Q'ty	Chan.	Serial No.	Serv.	Remarks
1	X *****	• • GEAR ASSY, pinion	1				
2	1912902399	• • KIT, seal	1				
3	X 1912900310	• • • X-RING	1				
4	X 1420500400	• • • O-RING	1				
5	X 1420110750	• • • O-RING	1				
6	X 1420110950	• • • O-RING	1				
7	X 1420310155	• • • O-RING	1				
8	X 1432900017	• • • SEAL, face	1				
9	1912902302	• • GEAR, pinion	1				
10	1912902203	• • BEARING, ball	1				
11	1912902204	• • BEARING, needle	1				
12	1221000090	• • RING, snap	1				
13	1912902207	• • RING, retaining	1				
14	1912902209	• • COLLAR	1				
15	1912902310	• • DISK	6				
16	1912902311	• • PLATE	5				
17	1912902313	• • PISTON	1				
18	1912902315	• • PLATE, push	1				
19	1912902316	• • PIN	2				
20	1912902320	• • SPRING	8				
21	1140010012	• • WASEHR, spring	4				
22	1110051240	• • SCREW, cap	4				
	D357e3L						

Silverhorn.CO.UK

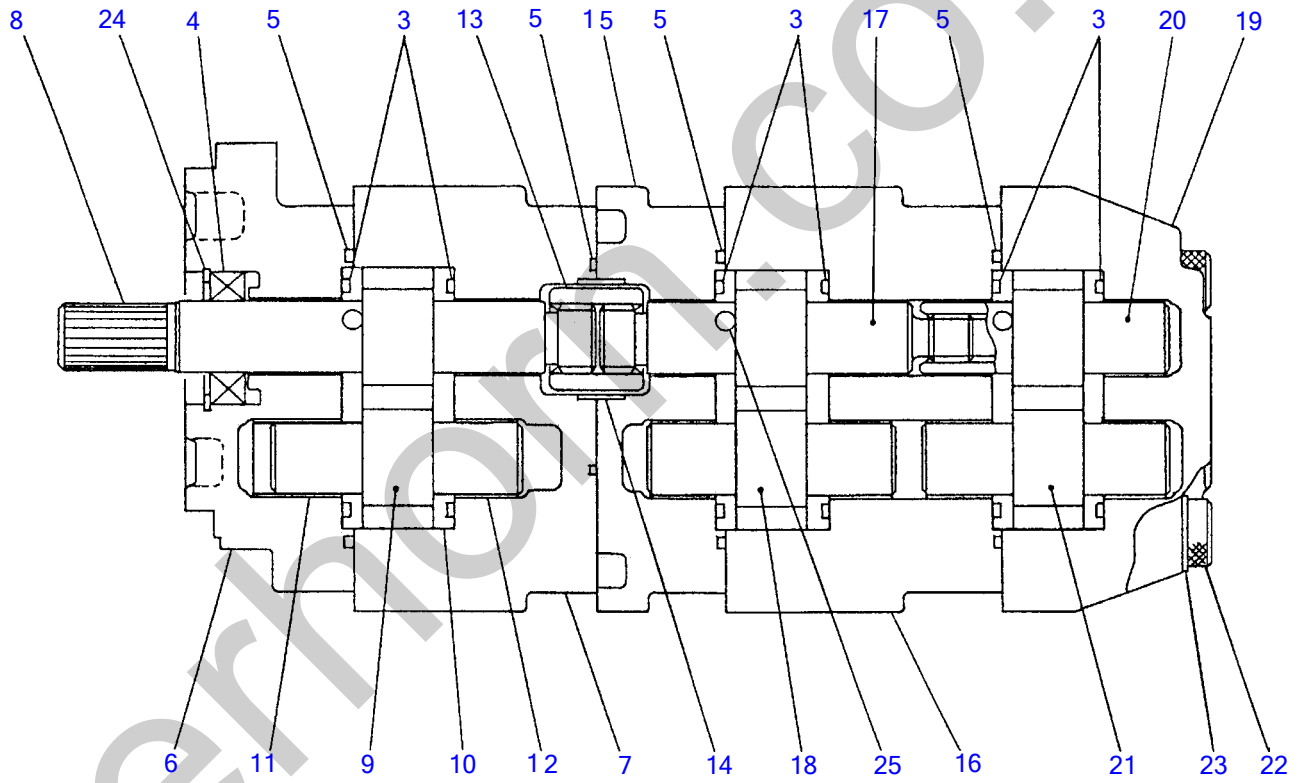


D3-57e-1-D

SLEW MOTOR (2/2)

Item	Part number	Description	Q'ty	Chan.	Serial No.	Serv.	Remarks
1	X *****	• • GEAR ASSY, pinion	1				
2	1912902399	• • KIT, seal	1				
3	X 1912900310	• • • X-RING	1				
4	X 1420500400	• • • O-RING	1				
5	X 1420110750	• • • O-RING	1				
6	X 1420110950	• • • O-RING	1				
7	X 1420310155	• • • O-RING	1				
8	X 1432900017	• • • SEAL, face	1				
9	1912902301	• • HOUSING, bearing	1				
10	1912902302	• • GEAR, pinion	1				
11	1912902203	• • BEARING, ball	1				
12	1912902204	• • BEARING, needle	1				
13	1221000090	• • RING, snap	1				
14	1912902207	• • RING, retaining	1				
15	1912902209	• • COLLAR	1				
16	1912902310	• • DISK	6				
17	1912902311	• • PLATE	5				
18	1912902313	• • PISTON	1				
19	1912902315	• • PLATE, push	1				
20	1912902316	• • PIN	2				
21	1912902318	• • MOUNTING	1				
22	1912902320	• • SPRING	8				
23	1140010012	• • WASEHR, spring	4				
24	1110051240	• • SCREW, cap	4				
	D357e5L						

Silverhorn.CO.UK



D3-58a-0-D

**HYDRAULIC PUMP**

Item	Part number	Description	Q'ty	Chan.	Serial No.	Serv.	Remarks
1	1902011000	PUMP ASSY	1				
2	1902011199	• KIT, seal	1				
3	X 1902011150	• • GASKET	6				
4	X 1902011165	• • SEAL, oil	1				
5	X 1902011151	• • GASKET	4				
6	1902011001	• COVER	1				
7	1902011002	• BODY	1				
8	1902011003	• GEAR	1				
9	1902011004	• GEAR	1				
10	1902011005	• PLATE	6				
11	1902011006	• BUSHING	2				
12	1902011007	• BUSHING	10				
13	1902011008	• COUPLING	1				
14	1902011009	• COLLAR	1				
15	1902011010	• PLATE	1				
16	1902011022	• BODY	1				
17	1902011023	• GEAR	1				
18	1902011004	• GEAR	1				
19	1902011032	• BODY	1				
20	1902011033	• GEAR	1				
21	1902011004	• GEAR	1				
22	1902011052	• SCREW, cap	4				
23	1902011053	• WASHER	4				
24	1221000032	• RING, snap	1				
25	1390000350	• BALL, steel	6				

D358a3L

Silverhorn.CO.UK

**All TB020 Manuals**

Item	Part number	Description	Q'ty	Chan.	Serial No.	Serv.	Remarks
		TB020 Manuals					
	<b>L02000001</b>	Operators Manual TB020 OD3-106E0	1				
	<b>L02000003</b>	Parts Manual TB020 PD2-102Z4	1				
	<b>L02000004</b>	Service Manual TB020 WD3-101E1	1				

Silverhorn.CO.UK



**ENGINE MODEL**

Item	PARTS NO.	Description	Q'ty	I	R	Remarks
	D1105-BH					
	CODE 17525-00000					

Silverhorn.CO.UK

目次  
CONTENTS

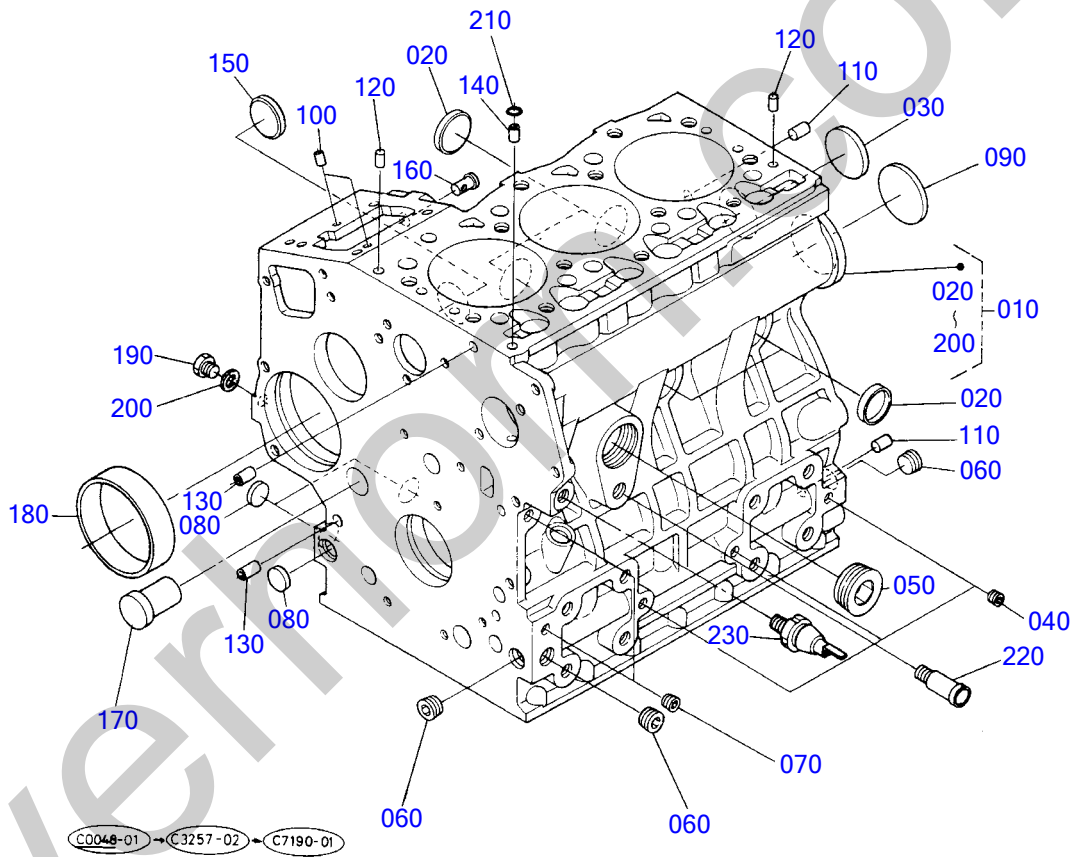
E01.	クランクケース関係 CRANKCASE	3	E19.	インジェクションポンプ関係 INJECTION PUMP	23
E02.	オイルパン関係 OIL PAN	4	E20.	インジェクションポンプ分解関係 INJECTION PUMP(COMPONENT PARTS)	24
E03.	シリンダヘッド関係 CYLINDER HEAD	5	E21.	フューエルフィルタ分解関係 FUEL FILTER(COMPONENT PARTS)	25
E04.	ギヤケース関係 GEAR CASE	6	E22.	フューエルカム軸関係 FUEL CAMSHAFT	26
E05.	ウォーターポンプ関係 WATER PUMP	7	E23.	アイドルリング制限関係 IDLING APPARATUS	27
E06.	メインベアリングケース関係 MAIN BEARING CASE	8	E24.	シフトモータ関係 SHIFT MOTOR	28
E07.	ヘッドカバー関係 HEAD COVER	9	E25.	速度調整板関係 SPEED CONTROL PLATE	29
E08.	エアークリーナ関係 AIR CLEANER	10	E26.	ガバナ関係 GOVERNOR	30
E09.	インレットマニホルド関係 INLET MANIFOLD	11	E27.	ファン関係 FAN	31
E10.	マフラ関係 MUFFLER	12	E28.	オルタネータ関係 ALTERNATOR	32
E11.	エキゾーストマニホルド関係 EXHAUST MANIFOLD	13	E29.	オルタネータ分解関係 ALTERNATOR(COMPONENT PARTS)	33
E12.	バルブ・ロッカアーム関係 VALVE・ROCKER ARM	14	E30.	ウォーターフランジ関係 WATER FLANGE	34
E13.	カム軸関係 CAMSHAFT	15	E31.	ラジエータ関係 RADIATOR	35
E14.	ピストン・クランク軸関係 PISTON・CRANKSHAFT	16	E32.	リザーブタンク関係 RESERVE TANK	36
E15.	フライホイール関係 FLYWHEEL	18	E33.	セディメンタ分解関係 SEDIMENTER (COMPONENT PARTS)	37
E16.	スタータ分解関係 STARTER(COMPONENT PARTS)	19	E34.	タイマ・フューエルポンプ関係 LIGHT TIMER・FUEL PUMP	38
E17.	ノズルホルダ関係 NOZZLE HOLDER	20		品番索引 NUMERICAL INDEX	39
E18.	ノズルホルダ分解関係 NOZZLE HOLDER(COMPONENT PARTS)	21			

**INDEX**

Item	PARTS NO.	Description	Q'ty	I	R	Remarks
E01		CRANKCASE				
E02		OIL PAN				
E03		CYLINDER HEAD				
E04		GEAR CASE				
E05		WATER PUMP				
E06		MAIN BEARING CASE				
E07		HEAD COVER				
E08		AIR CLEANER				
E09		INLET MANIFOLD				
E10		MUFFLER				
E11		EXHAUST MANIFOLD				
E12		VALVE - ROCKER ARM				
E13		CAMSHAFT				
E14		PISTON - CRANKSHAFT				
E15		FLYWHEEL				
E16		STARTER (COMPONENT PARTS)				
E17		NOZZLE HOLDER				
E18		NOZZLE HOLDER (COMPONENT PARTS)				
E19		INJECTION PUMP				
E20		INJECTION PUMP (COMPONENT PARTS)				
E21		FUEL FILTER (COMPONENT PARTS)				
E22		FUEL CAMSHAFT				
E23		IDLING APPARATUS				
E24		SHIFT MOTOR				
E25		SPEED CONTROL PLATE				
E26		GOVERNOR				
E27		FAN				
E28		ALTERNATOR				
E29		ALTERNATOR (COMPONENT PARTS)				
E30		WATER FLANGE				
E31		RADIATOR				
E32		RESERVE TANK				
E33		SEDIMENTER (COMPONENT PARTS)				
E34		LIGHT TIMER - FUEL PUMP				

Silverhorn.CO.UK

# E01. クランクケース関係 CRANKCASE



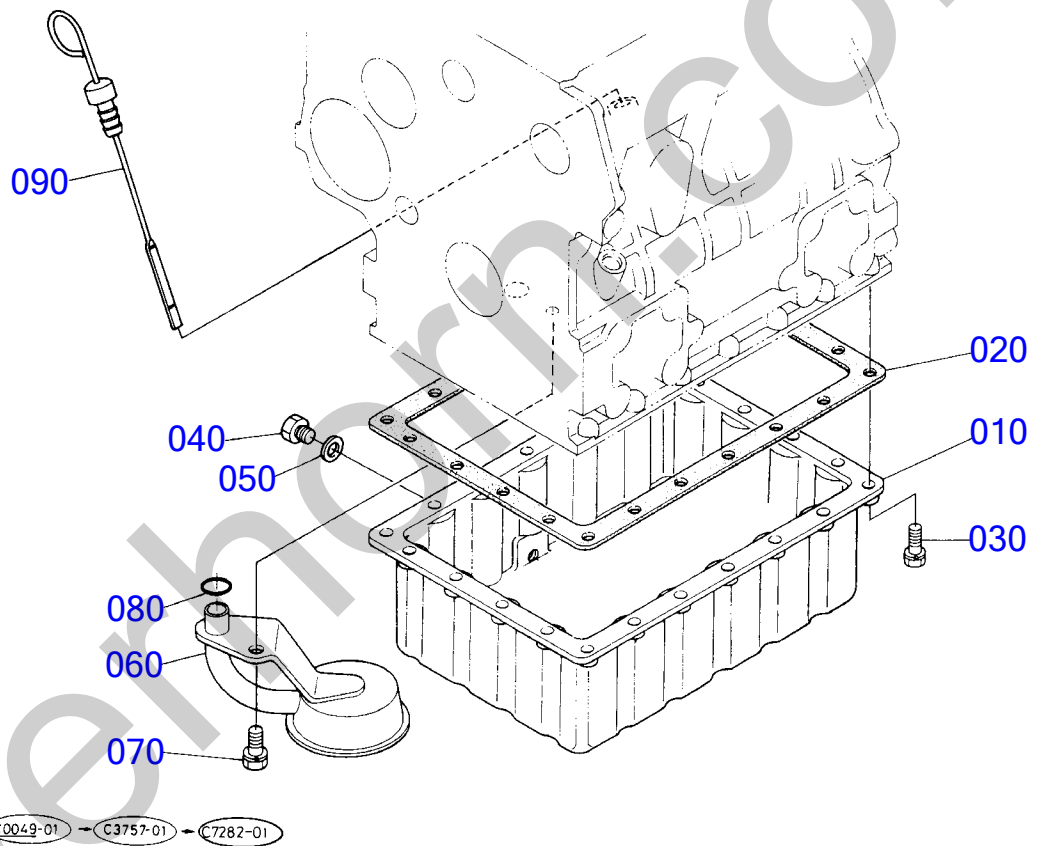
D1105-BH-タケウチ-1

**E01 CRANKCASE**

Item	PARTS NO.	Description	Q'ty	I	R	Remarks
010	K16264-01010	COMP. CRANKCASE	1			
020	K15451-96270	*CAP, SEALING	4			
030	K15221-03490	*CAP, SEALING	1			
040	K15261-96010	*PLUG	3			
050	K16271-96020	*PLUG	1			
060	K16241-96010	*PLUG	3			
070	K15221-96020	*PLUG	2			
080	K06311-75018	*PLUG	3			
090	K16271-96160	*PLUG	1			
100	K05012-00508	*PIN, STRAIGHT	2			
110	K05012-00814	*PIN, STRAIGHT	2			
120	K05012-00610	*PIN, STRAIGHT	2			
130	K15231-33960	*PIN, PIPE	2			
140	K16241-33650	*PIN, PIPE	1			
150	K16241-96260	*PLUG	1			
160	K16261-56280	*PIN, START SPRING	1			
170	K16282-96010	*PLUG	1			
180	K16271-55350	*BUSH, GOVERNOR GEAR	1			
190	K15221-33610	*PLUG	1			
200	K15021-33660	*GASKET	1			
210	K15221-33700	O RING	1			
220	K15321-73340	PIPE, WATER RETURN	1			
230	K15841-39010	SWITCH, OIL	1			

Silverhorn.CO.UK

# E02. オイルパン関係 OIL PAN



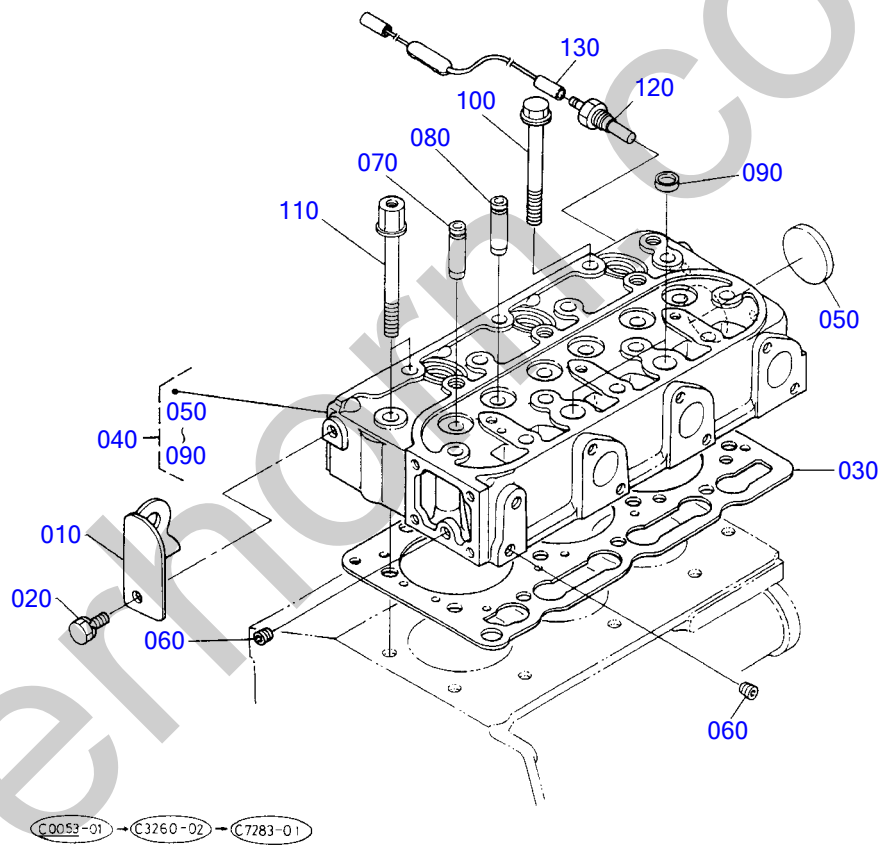
D1105-BH-タケウチ-1

**E02 OIL PAN**

Item	PARTS NO.	Description	Q'ty	I	R	Remarks
010	<b>K16204-01610</b>	OIL PAN	1			
020	<b>K16261-01620</b>	GASKET, OIL PAN	1			
030	<b>K01023-50618</b>	BOLT	22			
040	<b>K15221-33750</b>	PLUG	1			
050	<b>K15109-33660</b>	GASKET	1			
060	<b>K16261-32110</b>	FILTER, OIL	1			
070	<b>K01123-50816</b>	BOLT	1			
080	<b>K04814-00160</b>	O RING	1			
090	<b>K16201-36410</b>	GAUGE, OIL	1			

Silverhorn.CO.UK

# E03. シリンダヘッド関係 CYLINDER HEAD



D1105-BH-タケウチ-1

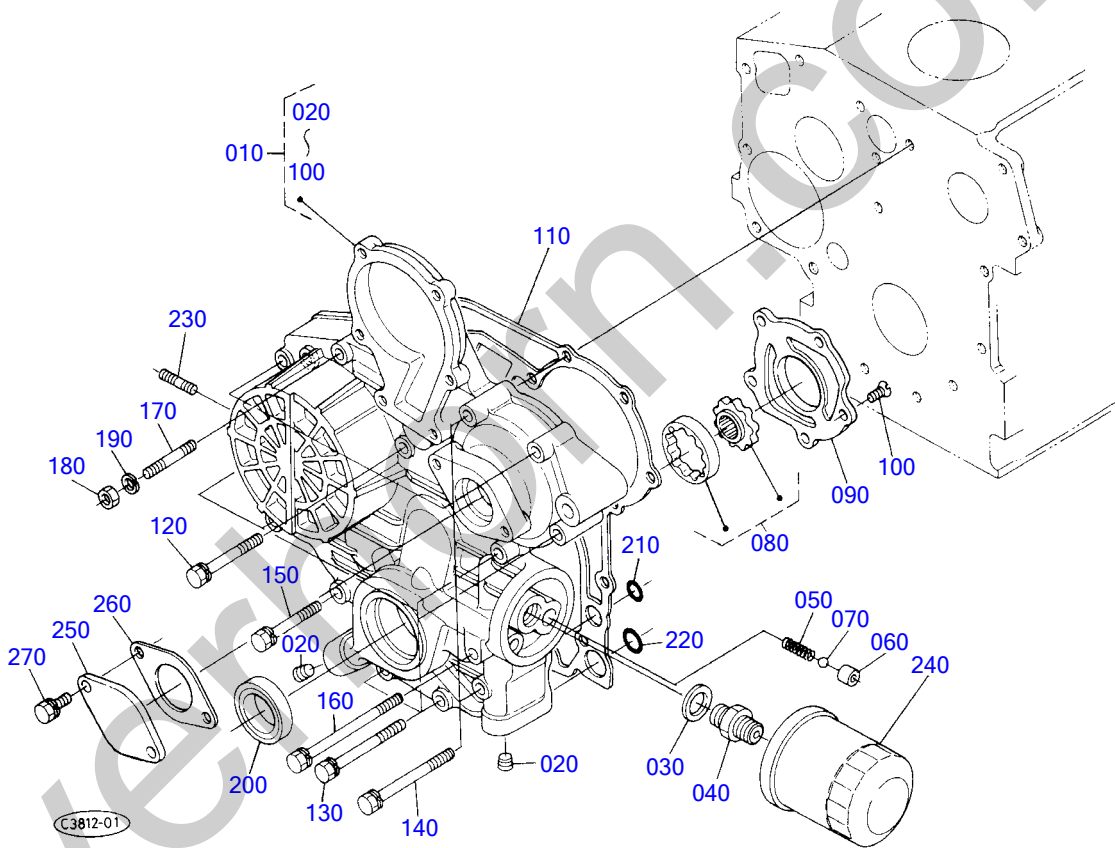


**E03 CYLINDER HEAD**

Item	PARTS NO.	Description	Q'ty	I	R	Remarks
010	<b>K16241-01750</b>	HOOK, ENGINE	1			
020	<b>K01123-50814</b>	BOLT	1			
030	<b>K16261-03310</b>	GASKET, CYLINDER HEAD	1			
040	<b>K16261-03040</b>	COMP. CYLINDER HEAD	1			
050	<b>K15321-96260</b>	*CAP, SEALING	1			
060	<b>K15261-96010</b>	*PLUG	2			
070	<b>K16241-13540</b>	*GUIDE, INLET VALVE	3			
080	<b>K16241-13560</b>	*GUIDE, EXHAUST VALVE	3			
090	<b>K15261-03370</b>	*CAP, SEALING	2			
100	<b>K16241-03450</b>	BOLT, CYLINDER HEAD	12			
110	<b>K16271-03450</b>	BOLT, CYLINDER HEAD	2			
120	<b>K19498-83040</b>	ASSY THERMOSWITCH	1			
130	<b>K17228-65710</b>	LEAD WIRE	1			

Silverhorn.CO.UK

# E04. ギヤケース関係 GEAR CASE



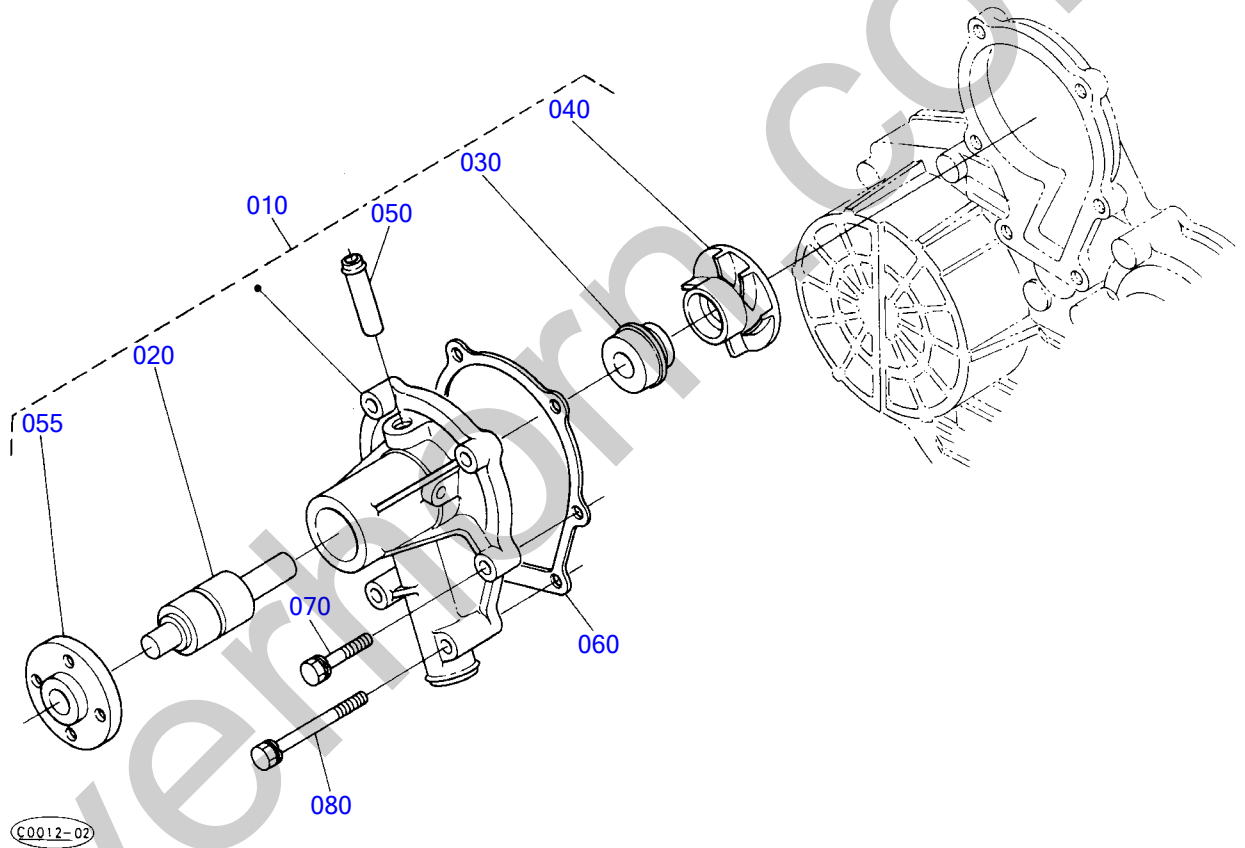
D1105-BH-タケウチ-1

**E04 GEAR CASE**

Item	PARTS NO.	Description	Q'ty	I	R	Remarks
010	K16271-04020	COMP. CASE, GEAR	1			
020	K17331-96040	*PLUG	2			
030	K04011-50180	*WASHER, PLAIN	1			
040	K15241-32290	*JOINT, PIPE	2			
050	K16241-36950	*SPRING	1			
060	K16241-36930	*SEAT, VALVE	1			
070	K07715-00201	*BALL	1			
080	K16241-35070	*ASSY ROTOR, OIL PUMP	1			
090	K16241-35130	*COVER, OIL PUMP	1			
100	K16241-93120	*SCREW	5			
110	K16241-04130	GASKET, GEAR CASE	1			
120	K01023-50645	BOLT	3			
130	K01023-50650	BOLT	6			
140	K01023-50655	BOLT	2			
150	K15841-91040	BOLT	1			
160	K16241-91040	BOLT	1			
170	K01513-50645	STUD	1			
180	K02056-50060	NUT	1			
190	K04512-50060	WASHER, SPRING	1			
200	K16259-04210	SEAL, OIL	1			
210	K04814-06100	O RING	2			
220	K04814-00150	O RING	2			
230	K01513-50616	STUD	2			
240	K16271-32090	ASSY CARTRIDGE, OIL	1			
250	K16285-83340	COVER	1			
260	K16241-88130	GASKET, METER UNIT	1			
270	K01023-50616	BOLT	2			

Silverhorn.CO.UK

# E05. ウォータポンプ関係 WATER PUMP



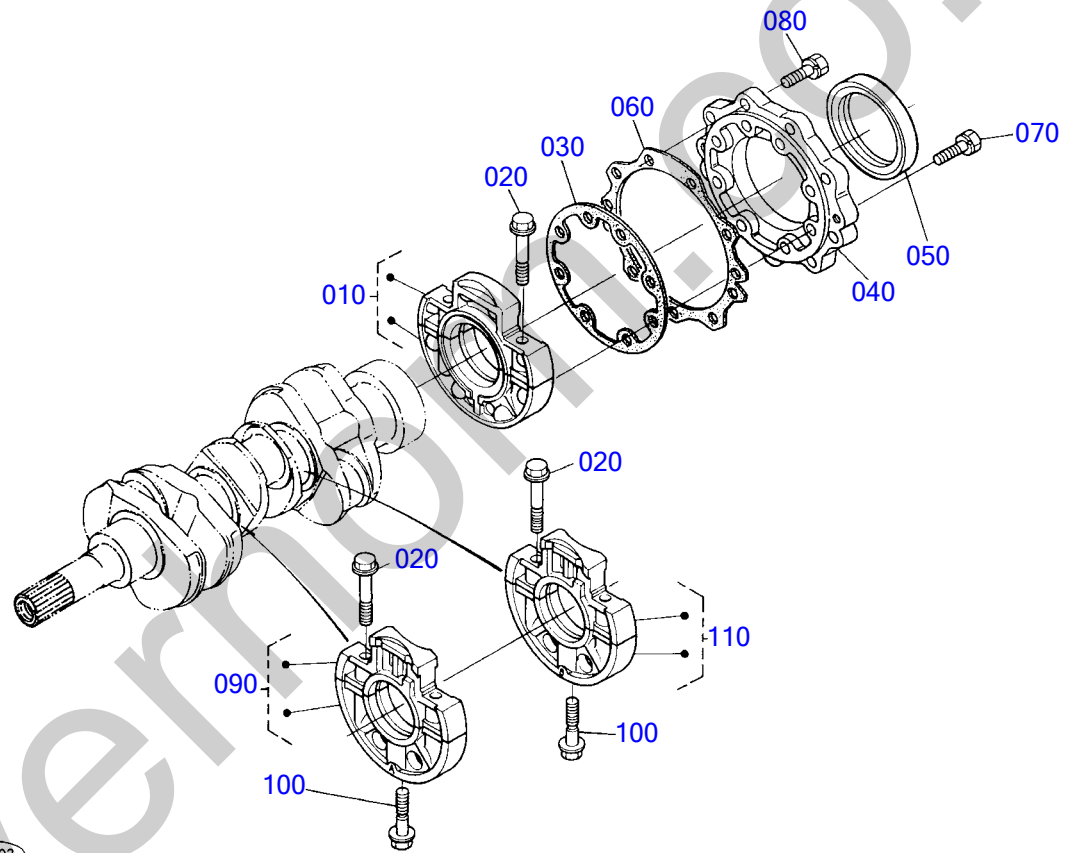
D1105-BH-タケウチ-1

**E05 WATER PUMP**

Item	PARTS NO.	Description	Q'ty	I	R	Remarks
010	<b>K16241-73030</b>	ASSY PUMP, WATER	1			
020	<b>K1621-73550</b>	*BEARING, BALL	1			
030	<b>K16241-73050</b>	*ASSY SEAL, MECHANICAL	1			
040	<b>K16241-73510</b>	*IMPELLER, WATER PUMP	1			
050	<b>K16241-73340</b>	*PIPE, WATER RETURN	1			
055	<b>K16241-73520</b>	*FLANGE, WATER PUMP	1			
060	<b>K16241-73430</b>	GASKET, WATER PUMP	1			
070	<b>K01023-50630</b>	BOLT	4			
080	<b>K01023-50680</b>	BOLT	2			

Silverhorn.CO.UK

# E06. メインベアリングケース関係 MAIN BEARING CASE



C0051-02

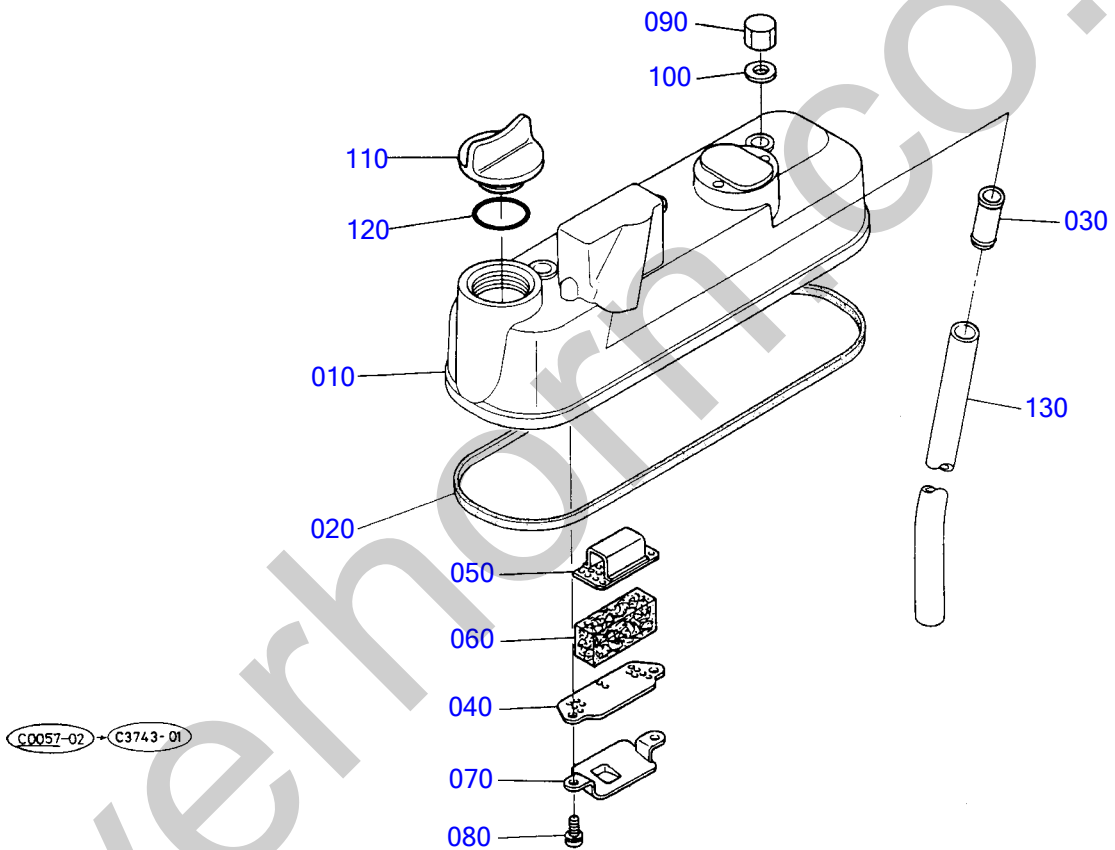
D1105-BH-タケウチ-1

**E06 MAIN BEARING CASE**

Item	PARTS NO.	Description	Q'ty	I	R	Remarks
010	<b>K16261-04090</b>	ASSY CASE, MAIN BRG.	1			
020	<b>K16241-04540</b>	BOLT, BEARING CASE	6			
030	<b>K16241-04360</b>	GASKET, BRG. CASE	1			
040	<b>K16241-04810</b>	COVER, BEARING CASE	1			
050	<b>K16241-04460</b>	SEAL, OIL	1			
060	<b>K16241-04820</b>	GASKET, BRG. CASE COV.	1			
070	<b>K01023-50625</b>	BOLT	8			
080	<b>K01023-50620</b>	BOLT	9			
090	<b>K16261-04040</b>	ASSY CASE, MAIN BRG.	1			
100	<b>K16241-04560</b>	BOLT, BEARING CASE	2			
110	<b>K16261-04050</b>	ASSY CASE, MAIN BRG.	1			

Silverhorn.CO.UK

# E07. ヘッドカバー関係 HEAD COVER



D1105-BH-タケウチ-1

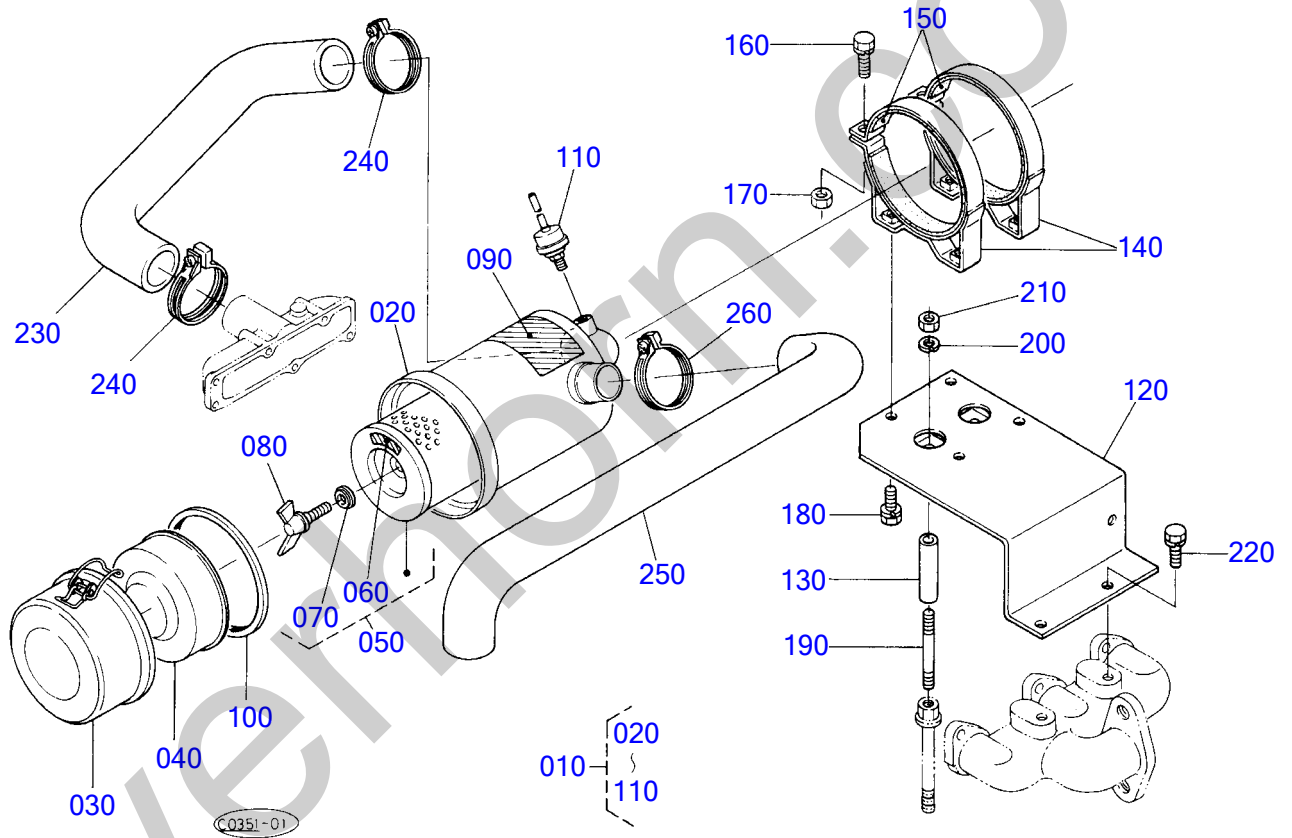


**E07 HEAD COVER**

Item	PARTS NO.	Description	Q'ty	I	R	Remarks
010	<b>K16261-14510</b>	COVER, CYL. HEAD	1			
020	<b>K16261-14520</b>	GASKET, HEAD COVER	1			
030	<b>K16241-05550</b>	JOINT, BREATHER PIPE	1			
040	<b>K16241-05140</b>	PLATE, ELEMENT	1			
050	<b>K16241-05150</b>	PLATE, ELEMENT	1			
060	<b>K16241-05670</b>	ELEMENT, BREATHER	1			
070	<b>K16241-05370</b>	OIL SHIELD, BREATHER	1			
080	<b>K03024-50510</b>	SCREW, WITH WASHER	2			
090	<b>K15952-92330</b>	NUT, CAP	3			
100	<b>K15951-96660</b>	GASKET	3			
110	<b>K15221-33140</b>	PLUG, OIL FILTER	1			
120	<b>K04814-50300</b>	O RING	1			
130	<b>K16241-05510</b>	PIPE, BREATHER	1			

Silverhorn.CO.UK

# E08. エアークリーナ関係 AIR CLEANER

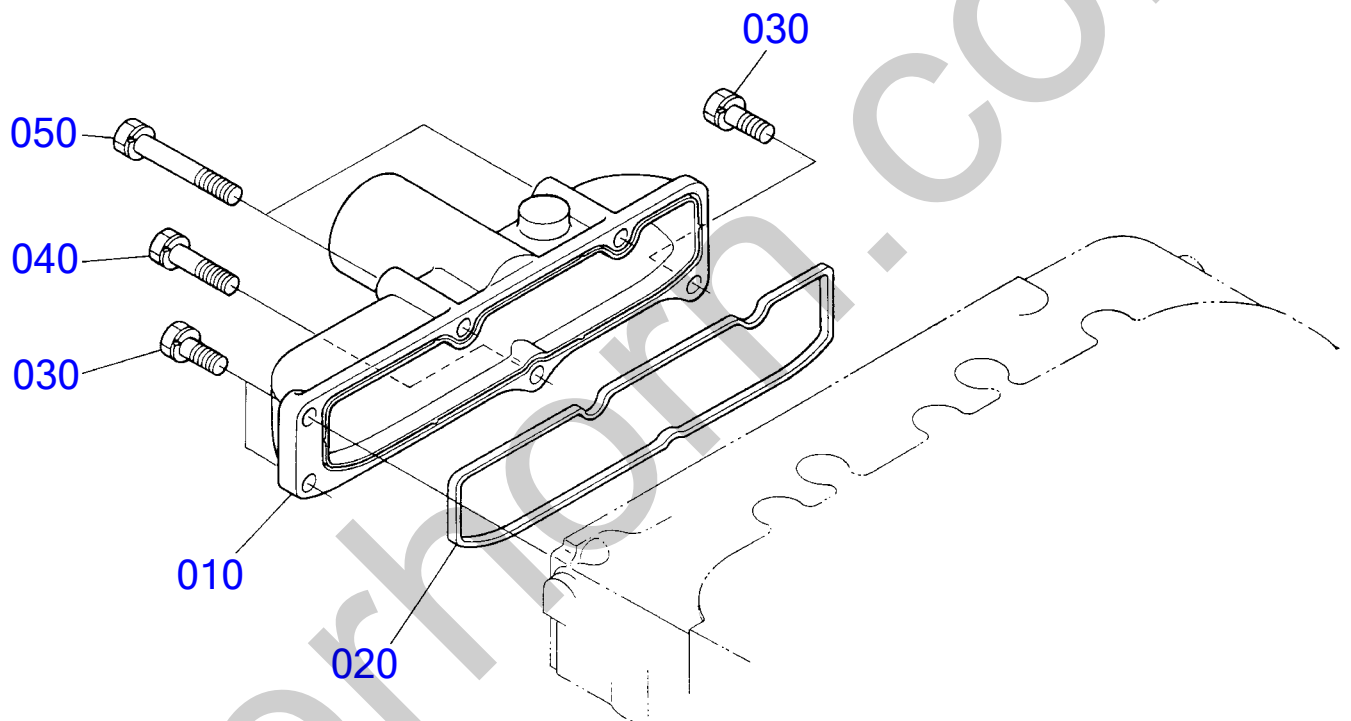


D1105-BH-タケウチ-1

**E08 AIR CLEANER**

Item	PARTS NO.	Description	Q'ty	I	R	Remarks
010	K17525-11010	ASSY CLEANER, AIR	1			
020	K17525-11150	*ASSY CASE	1			
030	K15221-11160	*COVER, AIR CLEANER	1			
040	K15221-11410	*COVER, BAFFLE	1			
050	K15501-11080	*ASSY ELEMENT, CLEANER	1			
060	K15221-87480	**LABEL, ELEMENT A/C	1			
070	K15221-94430	**WASHER, WITH RUBBER	1			
080	K15221-92620	*BOLT, WING	1			
090	K15221-87450	*LABEL, AIR CLEANER	1			
100	K15221-11170	*GASKET, A/C COVER	1			
110	K17525-11090	*ASSY INDICATOR	1			
120	K17525-11570	BRACKET, AIR CLEANER	1			
130	K17525-11580	COLLAR	2			
140	K34150-13960	BAND, AIR CLEANER	2			
150	K34150-13970	CUSHION	2			
160	K01153-50835	BOLT	2			
170	K02114-50080	NUT	2			
180	K01123-50816	BOLT	4			
190	K01513-50875	STUD	2			
200	K04512-50080	WASHER, SPRING	2			
210	K02156-50080	NUT	2			
220	K01123-50816	BOLT	2			
230	K17525-11630	HOSE, INLET	1			
240	K15221-11720	BAND, PIPE	2			
250	K17525-11620	HOSE, INLET	1			
260	K15221-11720	BAND, PIPE	1			

# E09. インレットマニホルド関係 INLET MANIFOLD



C0058-02 → C3368-01

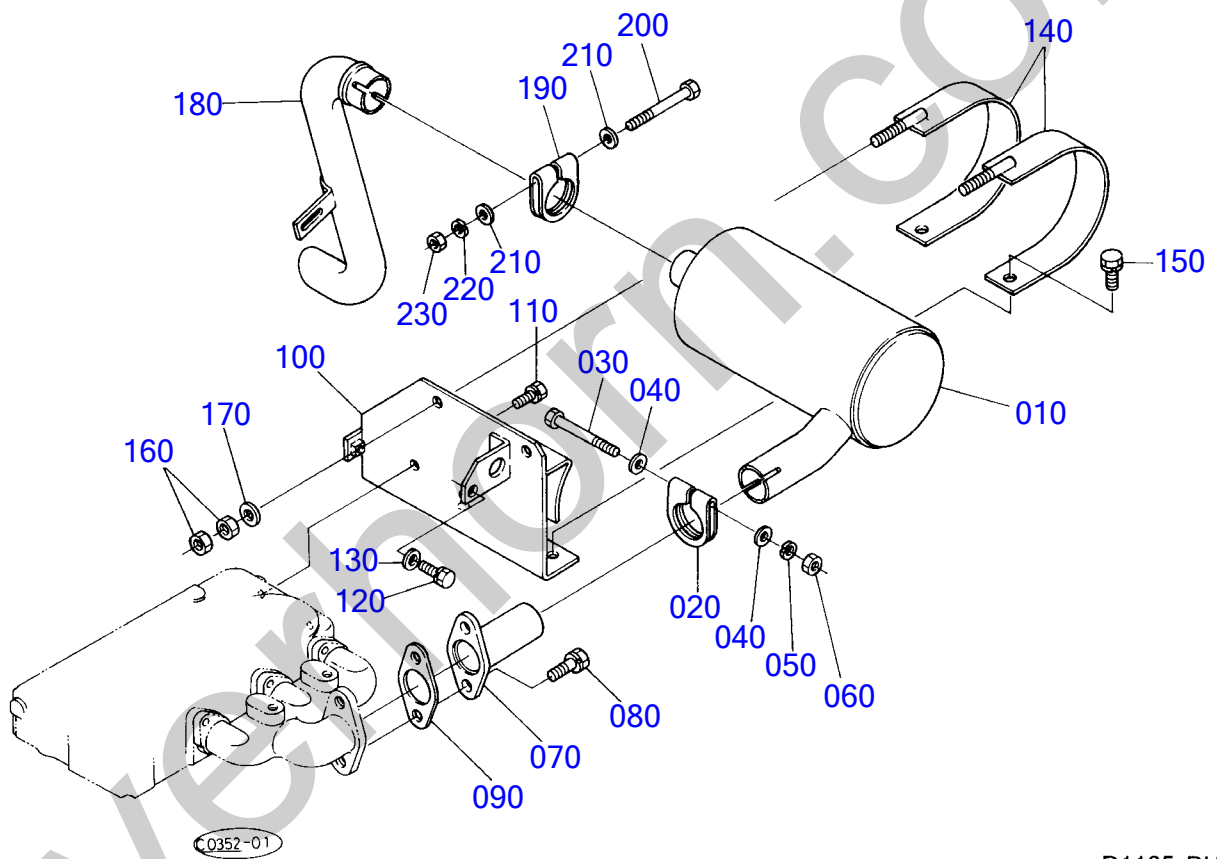
D1105-BH-タケウチ-1

**E09 INLET MANIFOLD**

Item	PARTS NO.	Description	Q'ty	I	R	Remarks
010	<b>K16261-11760</b>	MANIFOLD, INLET	1			
020	<b>K16261-11822</b>	GASKET, IN-MANIFOLD	1			
030	<b>K01023-50618</b>	BOLT	3			
040	<b>K01023-50630</b>	BOLT	1			
050	<b>K01023-50650</b>	BOLT	2			

Silverhorn.CO.UK

# E10. マフラ関係 MUFFLER

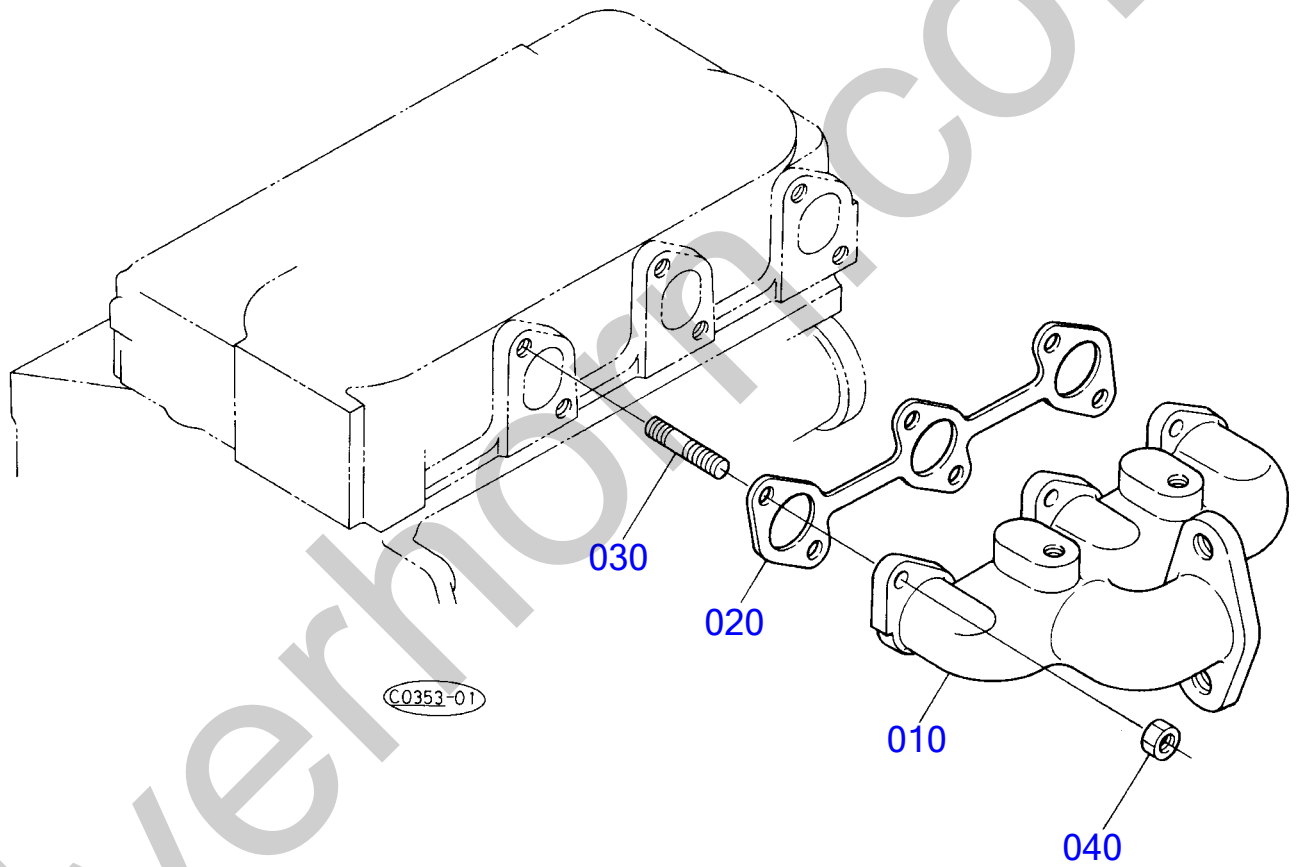


D1105-BH-タケウチ-1

**E10 MUFFLER**

Item	PARTS NO.	Description	Q'ty	I	R	Remarks
010	K17525-12110	MUFFLER	1			
020	K66711-54420	BAND, PIPE	1			
030	K01153-50865	BOLT	1			
040	K04013-50080	WASHER, PLAIN	2			
050	K04512-50080	WASHER, SPRING	1			
060	K02114-50080	NUT	1			
070	K17525-12320	FLANGE, MUFFLER	1			
080	K01133-51025	BOLT	2			
090	K15221-12370	GASKET, MUFFLER FLANG	1			
100	K17525-12860	BRACKET, MUFFLER	1			
110	K01123-50816	BOLT	2			
120	K01123-50816	BOLT	1			
130	K04013-50080	WASHER, PLAIN	1			
140	K17525-12130	BAND, MUFFLER	2			
150	K01133-51018	BOLT	2			
160	K02118-50100	NUT	4			
170	K04013-50100	WASHER, PLAIN	2			
180	K17525-12410	PIPE, MUFFLER	1			
190	K66711-5420	BAND, PIPE	1			
200	K01153-50865	BOLT	1			
210	K04013-50080	WASHER, PLAIN	2			
220	K04512-50080	WASHER, SPRING	1			
230	K02114-50080	NUT	1			

# E11. エキゾーストマニホルド関係 EXHAUST MANIFOLD



D1105-BH-タケウチ-1

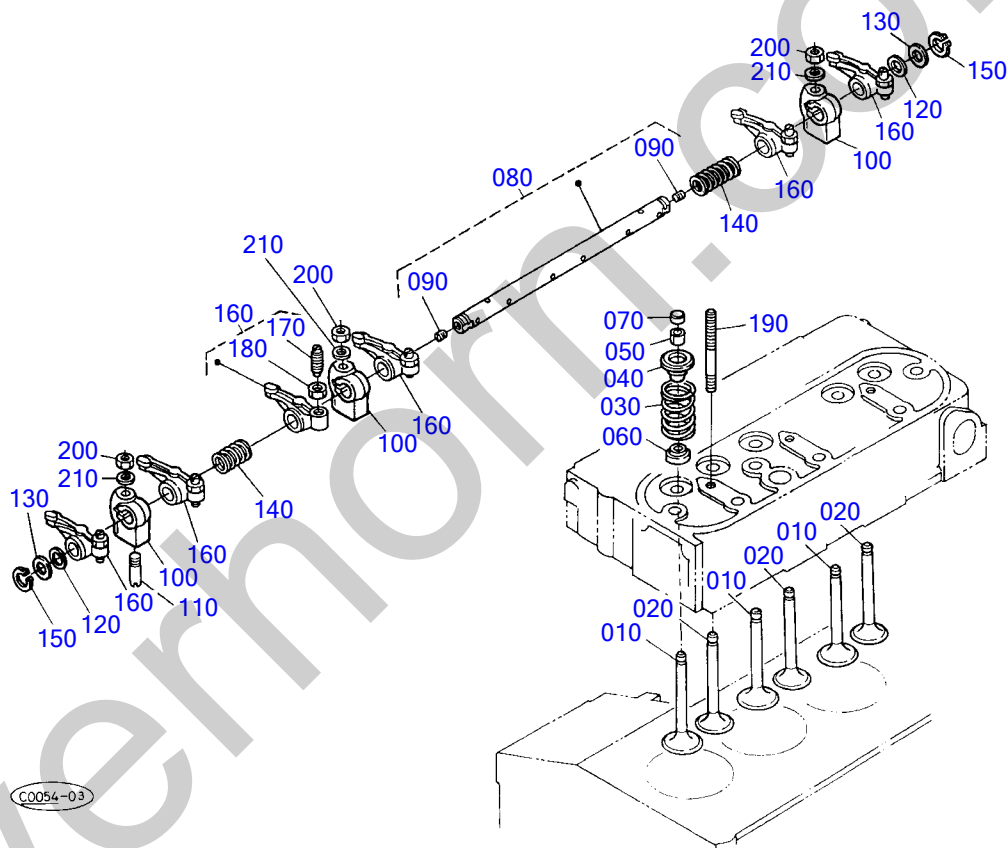


**E11 EXHAUST MANIFOLD**

Item	PARTS NO.	Description	Q'ty	I	R	Remarks
010	<b>K16264-12310</b>	MANIFOLD, EXHAUST	1			
020	<b>K16261-12360</b>	GASKET, EX-MANIFOLD	1			
030	<b>K16241-91490</b>	STUD	6			
040	<b>K16271-92010</b>	NUT	6			

Silverhorn.CO.UK

# E12. バルブ・ロッカーム関係 VALVE・ROCKER ARM



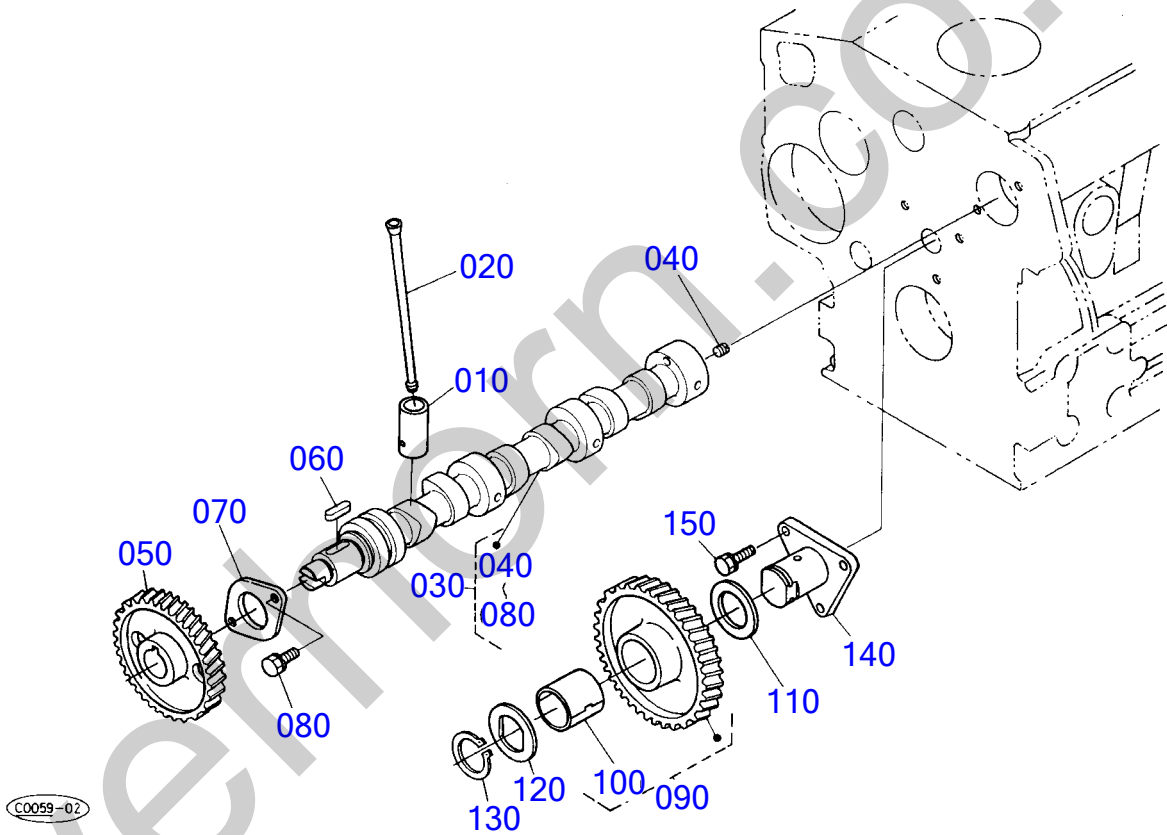
D1105-BH-タケウチ-1

**E12 VALVE,ROCKER ARM**

Item	PARTS NO.	Description	Q'ty	I	R	Remarks
010	K16241-13110	VALVE, INLET	3			
020	K16241-13120	VALVE, EXHAUST	3			
030	K16271-13240	SPRING, VALVE	6			
040	K16241-13330	RETAINER, VALVE SP.	6			
050	K15261-13360	COLLET, VALVE SPRING	6			
060	K16241-13150	SEAL, VALVE STEM	6			
070	K15261-13280	CAP, VALVE	6			
080	K16261-14050	ASSY SHAFT, R-ARM	1			
090	K03410-50606	*SCREW, SET	2			
100	K16241-14350	BRACKET, ROCKER ARM	3			
110	K15261-14420	SCREW, SET	1			
120	K16241-14430	WASHER	2			
130	K16241-14440	WASHER	2			
140	K16241-14310	SPRING, ROCKER ARM	2			
150	K04612-00120	CIR-CLIP, EXTERNAL	2			
160	K16241-14030	ASSY ROCKER ARM	6			
170	K16241-14230	*SCREW, ADJUSTING	6			
180	K16241-14240	*NUT	6			
190	K16241-14410	STUD	3			
200	K15261-92010	NUT	3			
210	K15261-94010	WASHER, PLAIN	3			

Silverhorn.CO.UK

# E13. カム軸関係 CAM SHAFT



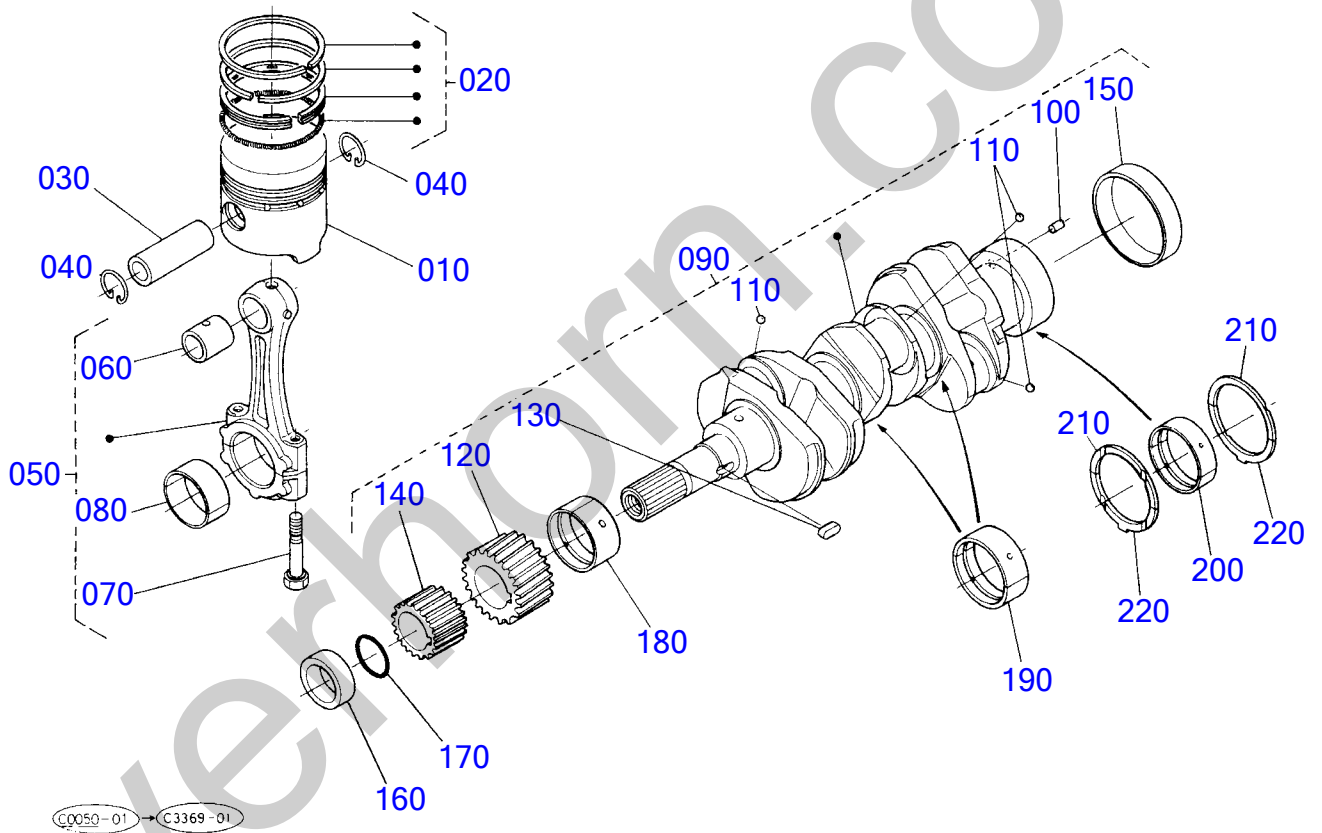
D1105-BH-タケウチ-1

**E13 CAM SHAFT**

Item	PARTS NO.	Description	Q'ty	I	R	Remarks
010	K16261-15550	TAPPET	6			
020	K16241-15110	PUSH ROD	6			
030	K16261-16010	ASSY CAMSHAFT	1			
040	K15521-93610	*SCREW, SET	1			
050	K16241-16510	*GEAR, CAMSHAFT	1			
060	K05712-00518	*KEY, FEATHER	1			
070	K16241-16270	*STOPPER, CAMSHAFT	1			
080	K01023-50614	*BOLT	2			
090	K16271-24010	COMP IDLE GEAR	1			
100	K16271-24980	*BUSH, IDLE GEAR	1			
110	K16241-24360	COLLAR, IDLE GEAR	1			
120	K16241-24370	COLLAR, IDLE GEAR	1			
130	K16241-24320	CIR-CLIP, IDLE GEAR	1			
140	K16241-24250	SHAFT, IDLE GEAR	1			
150	K01023-50616	BOLT	3			

Silverhorn.CO.UK

# E14. ピストン・クランク軸関係 PISTON・CRANKSHAFT

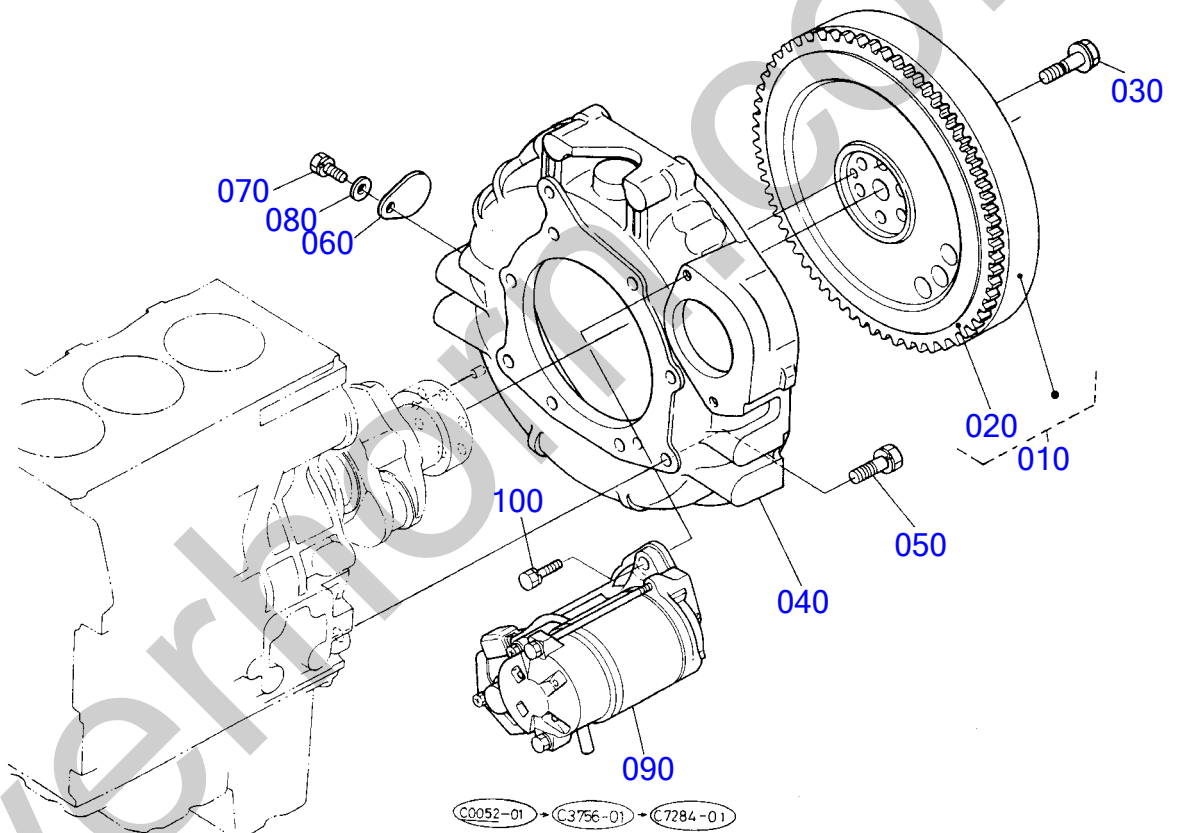


D1105-BH-タケウチ-1

**E14 PISTON,CRANKSHAFT**

Item	PARTS NO.	Description	Q'ty	I	R	Remarks
010	K16281-21110	PISTON, STD	3			
	K16281-21910	PISTON, +0.5MM	3			
020	K16261-21050	ASSY PISTON RING, STD	3			
	K16261-21090	ASSY PISTON RING, +0.5MM	3			
030	K16241-21310	PIN, PISTON	3			
040	K16241-21330	CIR-CLIP, PISTON PIN	6			
050	K16241-22012	ASSY CONNECTING ROD	3			
060	K16241-21980	*BUSH, PISTON PIN	3			
070	K16241-22140	*BOLT, CONNECTING ROD	6			
080	K16241-22310	*METAL, CRANKPIN, SET STD	3			
	K16241-22970	*METAL, CRANKPIN, SET -0.2MM	3			
	K16241-22980	*METAL, CRANKPIN, SET -0.4MM	3			
090	K16265-23010	COMP. CRANKSHAFT	1			
100	K05012-00508	*PIN, STRAIGHT	1			
110	K07715-00401	*BALL	3			
120	K16241-24110	*GEAR, CRANKSHAFT	1			
130	K16271-95230	*KEY	1			
140	K16241-35630	*GEAR, OIL PUMP DRIVE	1			
150	K16241-23280	*SLEEVE, CRANKSHAFT	1			
160	K16241-23250	COLLAR, CRANKSHAFT	1			
170	K04811-10280	O RING	1			
180	K16241-23470	*METAL, CRANKSHAFT, STD	1			
	K16241-23910	*METAL, CRANKSHAFT, -0.2MM	1			
	K16241-23920	*METAL, CRANKSHAFT, -0.4MM	1			
190	K16241-23480	METAL, CRANKSHAFT, SET STD	2			
	K16241-23930	METAL, CRANKSHAFT, SET -0.2MM	2			
	K16241-23940	METAL, CRANKSHAFT, SET -0.4MM	2			
200	K16241-23490	METAL, CRANKSHAFT, SET STD	1			
	K16241-23860	METAL, CRANKSHAFT, SET -0.2MM	1			
	K16241-23870	METAL, CRANKSHAFT, SET -0.4MM	1			
210	K15521-23530	METAL, SIDE, STD	2			
	K15521-23950	METAL, SIDE, +0.2MM	2			
	K15521-23960	METAL, SIDE, +0.4MM	2			
220	K19202-23540	METAL, SIDE, STD	2			
	K19202-23970	METAL, SIDE, +0.2MM	2			
	K19202-23980	METAL, SIDE, +0.4MM	2			

# E15. フライホイール関係 FLYWHEEL



D1105-BH-タケウチ-1

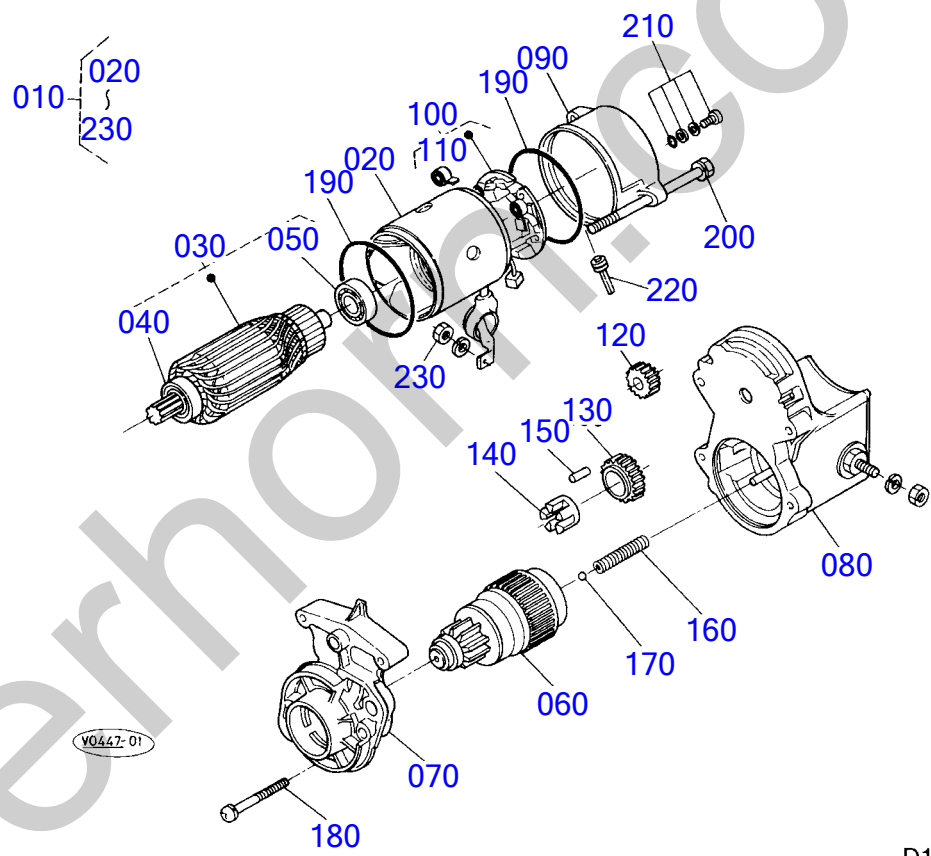


**E15 FLYWHEEL**

Item	PARTS NO.	Description	Q'ty	I	R	Remarks
010	<b>K17525-25010</b>	COMP.FYLWHEEL	1			
020	<b>K15262-63820</b>	*GEAR, RING	1			
030	<b>K16241-25160</b>	BOLT, FLYWHEEL	6			
040	<b>K17525-04610</b>	HOUSING, FLYWHEEL	1			
050	<b>K15261-91190</b>	BOLT	8			
060	<b>K31220-14170</b>	COVER	1			
070	<b>K01123-50814</b>	BOLT	1			
080	<b>K04013-50080</b>	WASHER, PLAIN	1			
090	<b>K19269-63010</b>	ASSY STARTER	1			
100	<b>K01123-50830</b>	BOLT	2			

Silverhorn.CO.UK

# E16. スタータ分解関係 STARTER [COMPONENT PARTS]

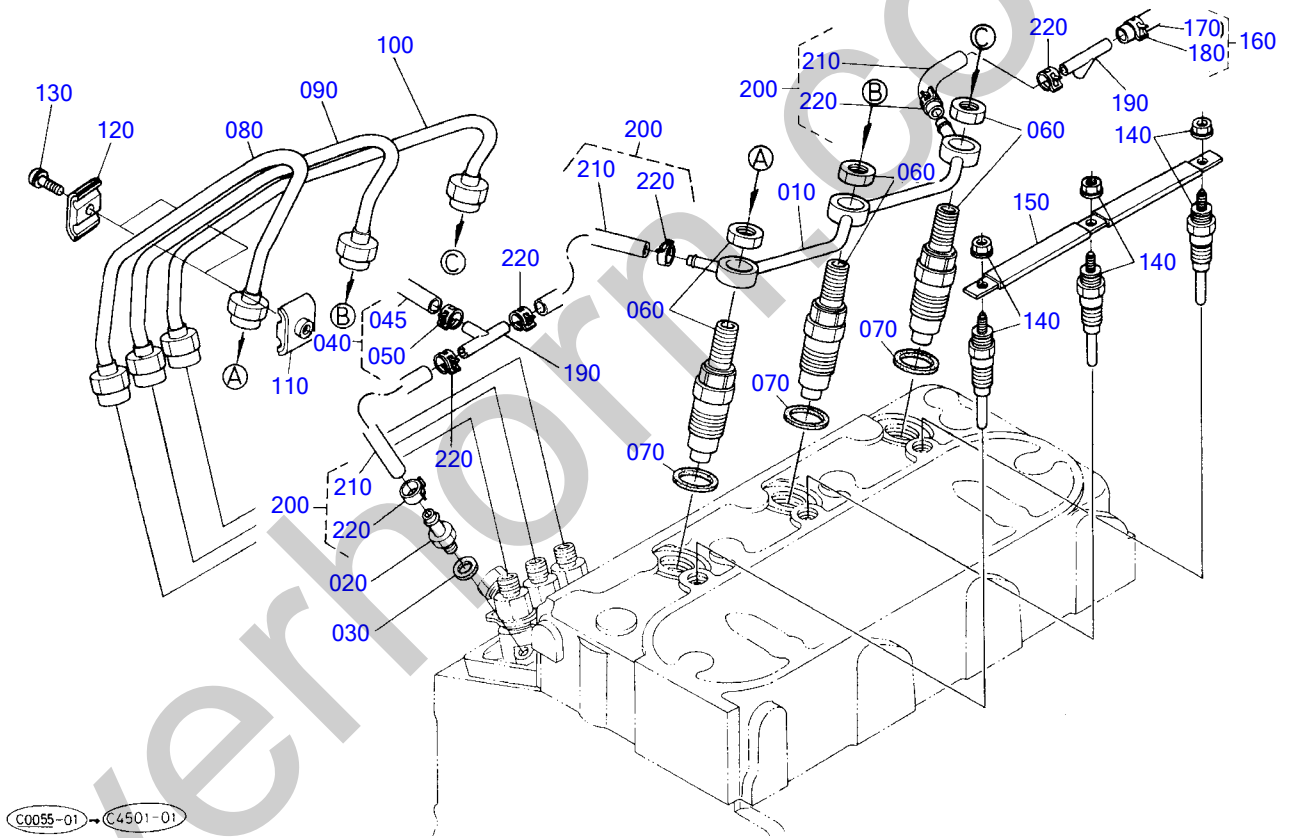


D1105-BH-タケウチ-1

**E16 STARTER (COMPONENT PARTS)**

Item	PARTS NO.	Description	Q'ty	I	R	Remarks
010	K19269-63010	ASSY STARTER	1			
020	K19215-63080	*ASSY YOKE	1			
030	K15511-63070	*ASSY ARMATURE	1			
040	K15511-63500	*BEARING, BALL	1			
050	K15511-63530	*BEARING, BALL	1			
060	K19212-63040	*CLUTCH	1			
070	K19269-63030	*FRAME, DRIVE END	1			
080	K19269-63020	*ASSY SWITCH, MAGNETIC	1			
090	K19269-63200	*FRAME, END	1			
100	K15511-63380	*ASSY HOLDER, BRUSH	1			
110	K15401-63390	**SPRING, BRUSH	4			
120	K15511-63260	*GEAR	1			
130	K15401-63270	*GEAR	1			
140	K19212-63110	*RETAINER	1			
150	K19212-63100	*ROLLER	5			
160	K19212-63120	*SPRING	1			
170	K19212-97130	*BALL	1			
180	K15501-93310	*SCREW, PAN HEAD	2			
190	K15511-96660	*O RING	2			
200	K19215-63320	*BOLT, THROUGH	2			
210	K15511-63760	*ASSY BOLT	2			
220	K19215-63290	*COVER	1			
230	K13963-92010	*NUT, HEXAGON	1			

# E17. ノズルホルダ関係 NOZZLE HOLDER



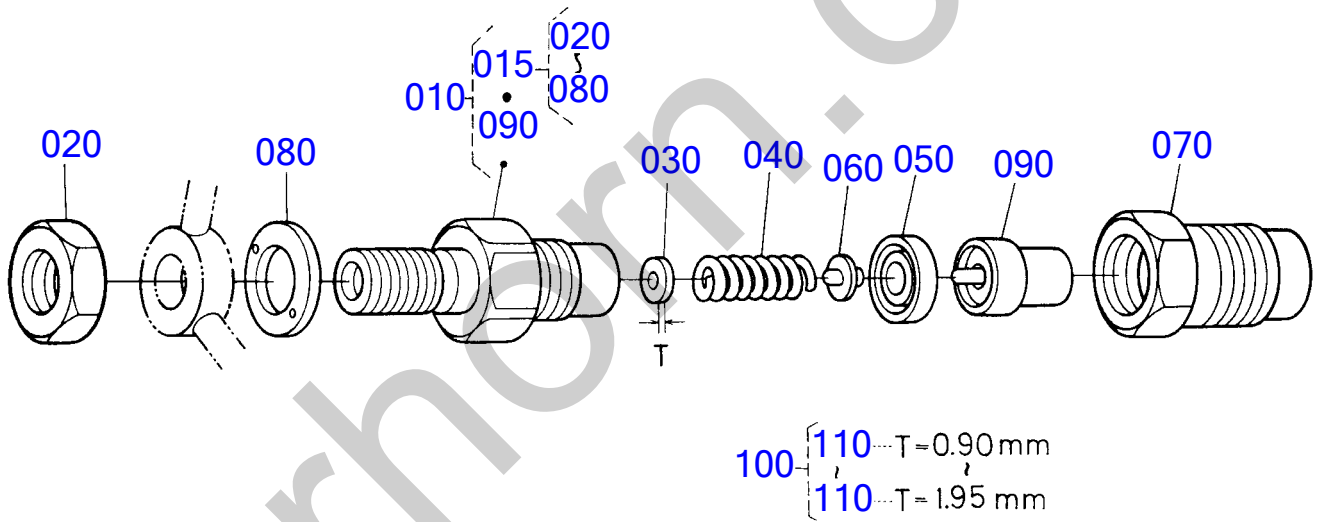
D1105-BH-タケウチ-1

**E17 NOZZLE HOLDER**

Item	PARTS NO.	Description	Q'ty	I	R	Remarks
010	K16261-42500	ASSY PIPE, OVER FLOW	1			
020	K15841-51360	SCREW	1			
030	K15601-96650	GASKET	1			
040	K17582-42020	ASSY PIPE, OVER FLOW	1			
045	K09661-40120	*TUBE, FUEL	1			
050	K16241-42320	*BAND, PIPE	2			
060	K16261-53000	ASSY HOLDER, NOZZLE	3			
070	K15841-53620	GASKET	3			
080	K16271-53710	PIPE, INJECTION	1			
090	K16271-53720	PIPE, INJECTION	1			
100	K16271-53730	PIPE, INJECTION	1			
110	K15841-53850	CLAMP, PIPE	2			
120	K15841-53860	CLAMP, PIPE	2			
130	K03024-50520	SCREW, WITH WASHER	2			
140	K16261-65510	PLUG, GLOW	3			
150	K16261-65560	CORD, GLOW PLUG	1			
160	K16261-42030	ASSY PIPE, OVER FLOW	1			
170	K09661-40080	*TUBE, FUEL	1			
180	K16241-42320	*BAND, PIPE	2			
190	K15101-42570	JOINT, PIPE	2			
200	K17582-42030	ASSY PIPE, OVER FLOW	3			
210	K09661-40060	*TUBE, FUEL	3			
220	K16241-42320	*BAND, PIPE	6			

Silverhorn.CO.UK

**E18.** ノズルホルダ分解関係  
 NOZZLE HOLDER [COMPONENT PARTS]



C0601-02

D1105-BH-タケウチ-1

**E18 NOZZLE HOLDER (COMPONENT PARTS)**

Item	PARTS NO.	Description	Q'ty	I	R	Remarks
010	K16261-53000	ASSY HOLDER, NOZZLE	3			
015	K16271-53010	*S-ASSY HOLDER, NOZZLE	3			
020	K15841-92030	**NUT	3			
030	K15841-53230	**WASHER, ADJUSTING	3			
040	K15841-53170	**SPRING, NOZZLE	3			
050	K15841-53350	**PIECE, DISTANCE	3			
060	K15841-53160	**PUSH ROD	3			
070	K15841-53280	**NUT, NOZZLE	3			
080	K15841-94040	**WASHER	3			
090	K16261-53610	*PIECE, NOZZLE	3			
100	K15841-98100	ASSY WASHER	3			
110	K15841-53230	*WASHER, ADJUSTING, 0.900MM	3			
	K15841-98510	*WASHER, ADJUSTING, 0.925MM	3			
	K15841-98520	*WASHER, ADJUSTING, 0.950MM	3			
	K15841-98530	*WASHER, ADJUSTING, 0.975MM	3			
	K15841-98540	*WASHER, ADJUSTING, 1.000MM	3			
	K15841-98550	*WASHER, ADJUSTING, 1.025MM	3			
	K15841-98560	*WASHER, ADJUSTING, 1.050MM	3			
	K15841-98570	*WASHER, ADJUSTING, 1.075MM	3			
	K15841-98580	*WASHER, ADJUSTING, 1.100MM	3			
	K15841-98590	*WASHER, ADJUSTING, 1.125MM	3			
	K15841-98600	*WASHER, ADJUSTING, 1.150MM	3			
	K15841-98610	*WASHER, ADJUSTING, 1.175MM	3			
	K15841-98620	*WASHER, ADJUSTING, 1.200MM	3			
	K15841-98630	*WASHER, ADJUSTING, 1.225MM	3			
	K15841-98640	*WASHER, ADJUSTING, 1.250MM	3			
	K15841-98650	*WASHER, ADJUSTING, 1.275MM	3			
	K15841-98660	*WASHER, ADJUSTING, 1.300MM	3			
	K15841-98670	*WASHER, ADJUSTING, 1.325MM	3			
	K15841-98680	*WASHER, ADJUSTING, 1.350MM	3			
	K15841-98690	*WASHER, ADJUSTING, 1.375MM	3			
	K15841-98700	*WASHER, ADJUSTING, 1.400MM	3			
	K15841-98710	*WASHER, ADJUSTING, 1.425MM	3			
	K15841-98720	*WASHER, ADJUSTING, 1.450MM	3			
	K15841-98730	*WASHER, ADJUSTING, 1.475MM	3			
	K15841-98740	*WASHER, ADJUSTING, 1.500MM	3			
	K15841-98750	*WASHER, ADJUSTING, 1.525MM	3			
	K15841-98760	*WASHER, ADJUSTING, 1.550MM	3			
	K15841-98770	*WASHER, ADJUSTING, 1.575MM	3			
	K15841-98780	*WASHER, ADJUSTING, 1.600MM	3			
	K15841-98790	*WASHER, ADJUSTING, 1.625MM	3			
	K15841-98800	*WASHER, ADJUSTING, 1.650MM	3			
	K15841-98810	*WASHER, ADJUSTING, 1.675MM	3			
	K15841-98820	*WASHER, ADJUSTING, 1.700MM	3			
	K15841-98830	*WASHER, ADJUSTING, 1.725MM	3			
	K15841-98840	*WASHER, ADJUSTING, 1.750MM	3			
	K15841-98850	*WASHER, ADJUSTING, 1.775MM	3			
	K15841-98860	*WASHER, ADJUSTING, 1.800MM	3			
	K15841-98870	*WASHER, ADJUSTING, 1.825MM	3			
	K15841-98880	*WASHER, ADJUSTING, 1.850MM	3			
	K15841-98890	*WASHER, ADJUSTING, 1.875MM	3			
	K15841-98900	*WASHER, ADJUSTING, 1.900MM	3			
	K15841-98910	*WASHER, ADJUSTING, 1.925MM	3			
	K15841-98920	*WASHER, ADJUSTING, 1.950MM	3			



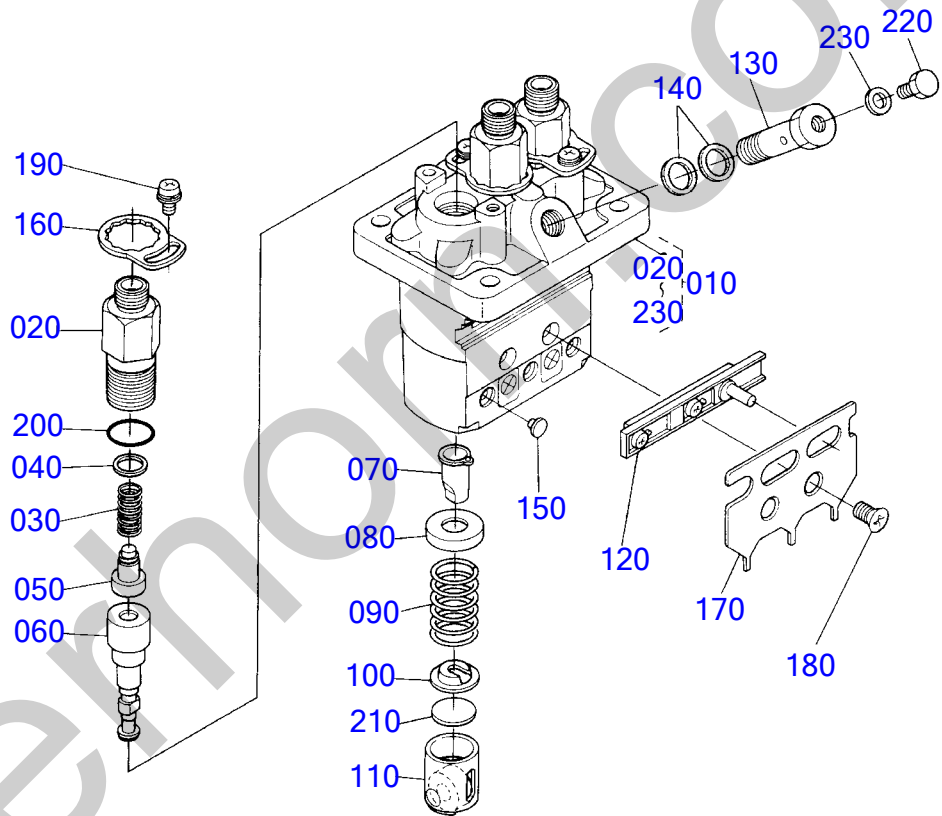


**E19 INJECTION PUMP**

Item	PARTS NO.	Description	Q'ty	I	R	Remarks
010	K16271-95690	JOINT	1			
020	K16265-51010	ASSY PUMP, INJECTION	1			
030	K15861-52110	SHIM, INJECTION PUMP	2			
040	K15861-52120	SHIM, INJECTION PUMP	2			
050	K01311-10620	BOLT	2			
060	K15841-91500	STUD	2			
070	K15841-92320	NUT, CAP	2			
080	K04512-50060	WASHER, SPRING	4			
090	K15852-52850	COVER	1			
100	K15841-52140	GASKET, FUIEL PUMP	1			
110	K02056-50060	NUT	2			
120	K04512-50060	WASHER, SPRING	2			
130	K15977-41020	ASSY PIPE, FUEL	1			
140	K14911-42750	*CLIP, PIPE	2			
150	K17525-43010	ASSY FILTER, FUEL	1			
160	K01153-50865	BOLT	1			

Silverhorn.CO.UK

# E20. インジェクションポンプ分解関係 INJECTION PUMP [COMPONENT PARTS]

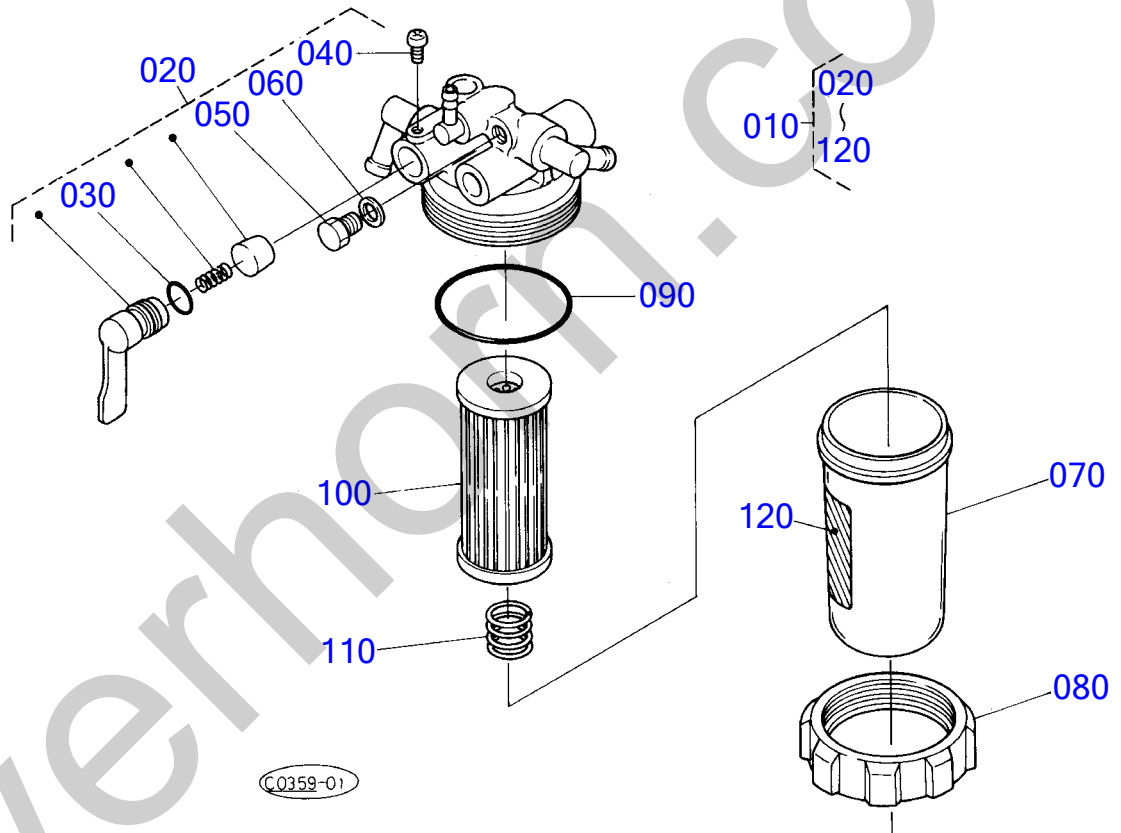


D1105-BH-タケウチ-1

**E20 INJECTION PUMP (COMPONENT PARTS)**

Item	PARTS NO.	Description	Q'ty	I	R	Remarks
010	K16265-51010	ASSY PUMP, INJECTION	1			
020	K16261-51220	*HOLDER, DELIV. VALVE	3			
030	K16261-51230	*SPRING, DELIV. VALVE	3			
040	K15221-51240	*GASKET, DELIV. VALVE	3			
050	K16261-51030	*VALVE, DELIVERY	3			
060	K16261-51050	*PLUNGER, PUMP	3			
070	K16241-51380	*SLEEVE, CONTROL	3			
080	K16241-51270	*SEAT, SPRING UPPER	3			
090	K16261-51280	*SPRING, PLUNGER	3			
100	K16241-51290	*SEAT, SPRING LOWER	3			
110	K16241-51070	*ASSY TAPPET	3			
120	K16261-51060	*RACK, CONTROL	1			
130	K16241-51320	*SCREW, FOLLOW	1			
140	K15121-42670	*GASKET	2			
150	K16241-51250	*PIN, TAPPET GUIDE	3			
160	K16241-51300	*SET PLATE	3			
170	K16261-51540	*PLATE	1			
180	K16241-93110	*SCREW	2			
190	K16241-91430	*SCREW	3			
200	K16241-96760	*O RING	3			
210	K16241-51490	*SHIM	1			
220	K16241-51350	*SCREW	1			
230	K16241-96660	*GASKET	1			

# E21. フューエルフィルタ分解関係 FUEL FILTER [COMPONENT PARTS]



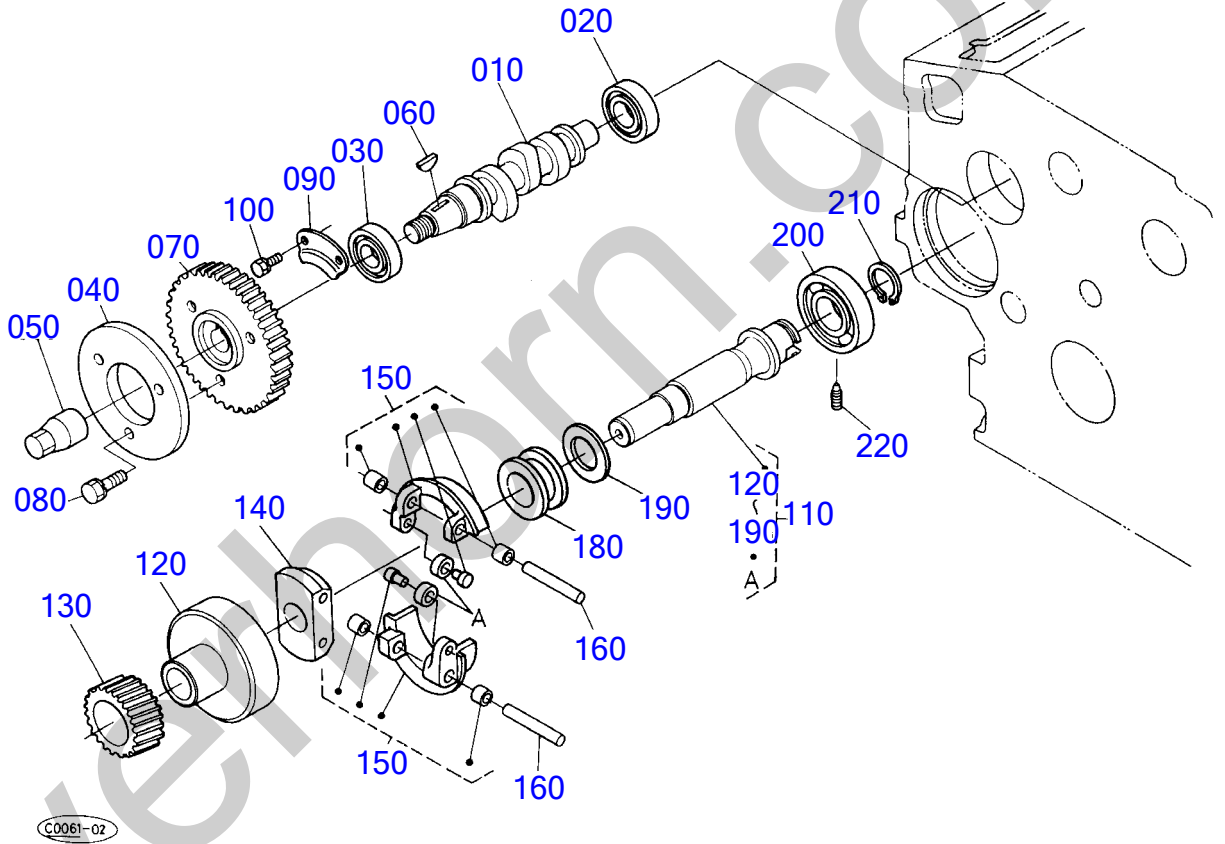
D1105-BH-タケウチ-1

**E21 FUEL FILTER (COMPONENT PARTS)**

Item	PARTS NO.	Description	Q'ty	I	R	Remarks
010	<b>K17525-43010</b>	ASSY FILTER, FUEL	1			
020	<b>K17525-43110</b>	*COMP. BODY	1			
030	<b>K14301-43840</b>	**O RING LEVER	1			
040	<b>K14301-43830</b>	**SCREW	1			
050	<b>K15831-43280</b>	**SCREW, AIR BREATHER	1			
060	<b>K15831-43340</b>	**GASKET	1			
070	<b>K16271-43580</b>	*CUP, FILTER	1			
080	<b>K16271-43590</b>	*RING, RETAINING	1			
090	<b>K16271-43570</b>	*O RING, FILTER	1			
100	<b>K16271-43560</b>	*ASSY ELEMENT	1			
110	<b>K16271-43930</b>	*SPRING	1			
120	<b>K15393-87460</b>	*LABEL, FUEL FILTER	1			

Silverhorn.CO.UK

# E22. フューエルカム軸関係 FUEL CAMSHAFT

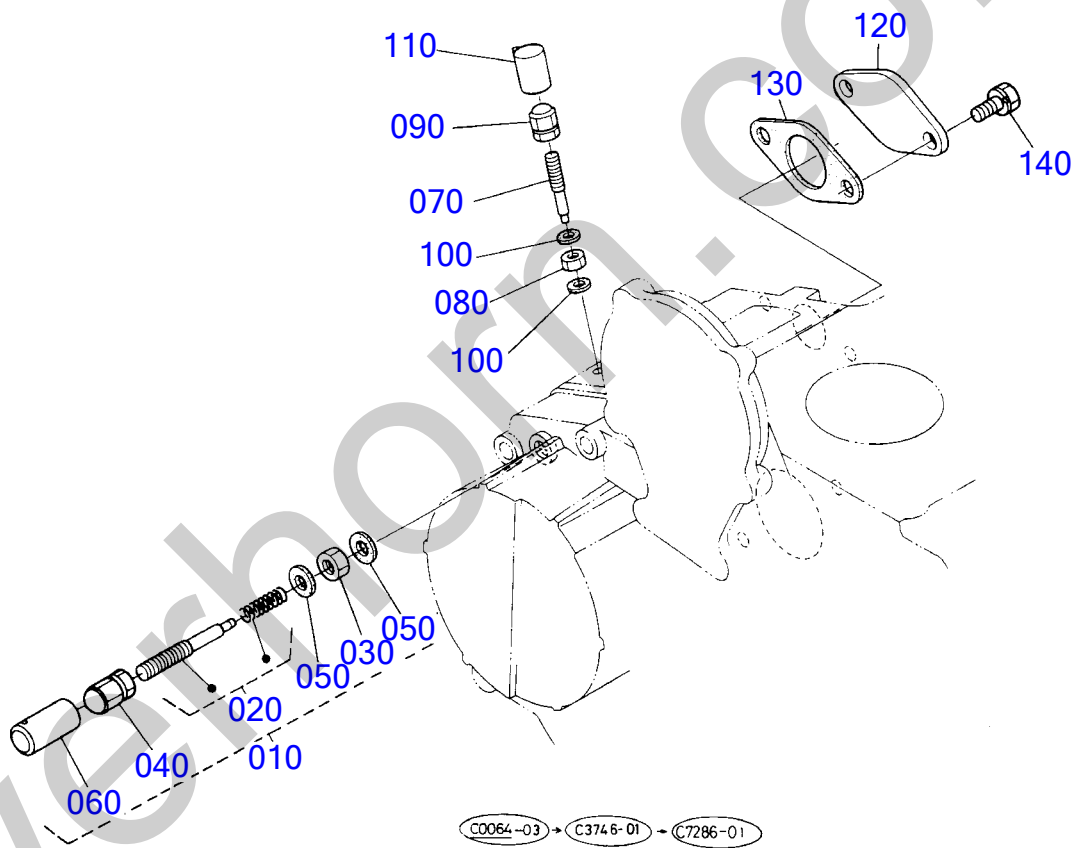


D1105-BH-タケウチ-1

**E22 FUEL CAMSHAFT**

Item	PARTS NO.	Description	Q'ty	I	R	Remarks
010	<b>K16261-16170</b>	CAMSHAFT, FUEL	1			
020	<b>K08103-06202</b>	BEARING, BALL	1			
030	<b>K08103-06204</b>	BEARING, BALL	1			
040	<b>K16241-51110</b>	CAM. FUEL	1			
050	<b>K16241-92330</b>	NUT, CAP	1			
060	<b>K16241-95230</b>	KEY, WOODRUFF	1			
070	<b>K16272-51150</b>	GEAR, INJECTION PUMP	1			
080	<b>K01023-50618</b>	BOLT	3			
090	<b>K16241-16320</b>	STOPPER	1			
100	<b>K01023-50612</b>	BOLT	2			
110	<b>K16265-55013</b>	ASSY SHAFT, GOVERNOR	1			
120	<b>K16241-55390</b>	*HOLDER, GOVERNOR GEAR	1			
130	<b>K16282-55320</b>	*GEAR, GOVERNOR	1			
140	<b>K16241-55270</b>	*HOLDER, GOV. WEIGHT	1			
150	<b>K16241-55060</b>	*COMP. WEIGHT, GOVERNOR	2			
160	<b>K16241-55260</b>	*SHAFT, GOV. WEIGHT	2			
180	<b>K16241-55450</b>	*SLEEVE, GOVERNOR	1			
190	<b>K16241-55462</b>	*WASHER, THRUST	1			
200	<b>K08101-06304</b>	BEARING, BALL	1			
210	<b>K16271-55410</b>	CIR-CLIP, GOV. SHAFT	1			
220	<b>K16241-55554</b>	SCREW, SET	1			

# E23. アイドリング制限関係 IDLING APPARATUS



D1105-BH-タケウチ-1

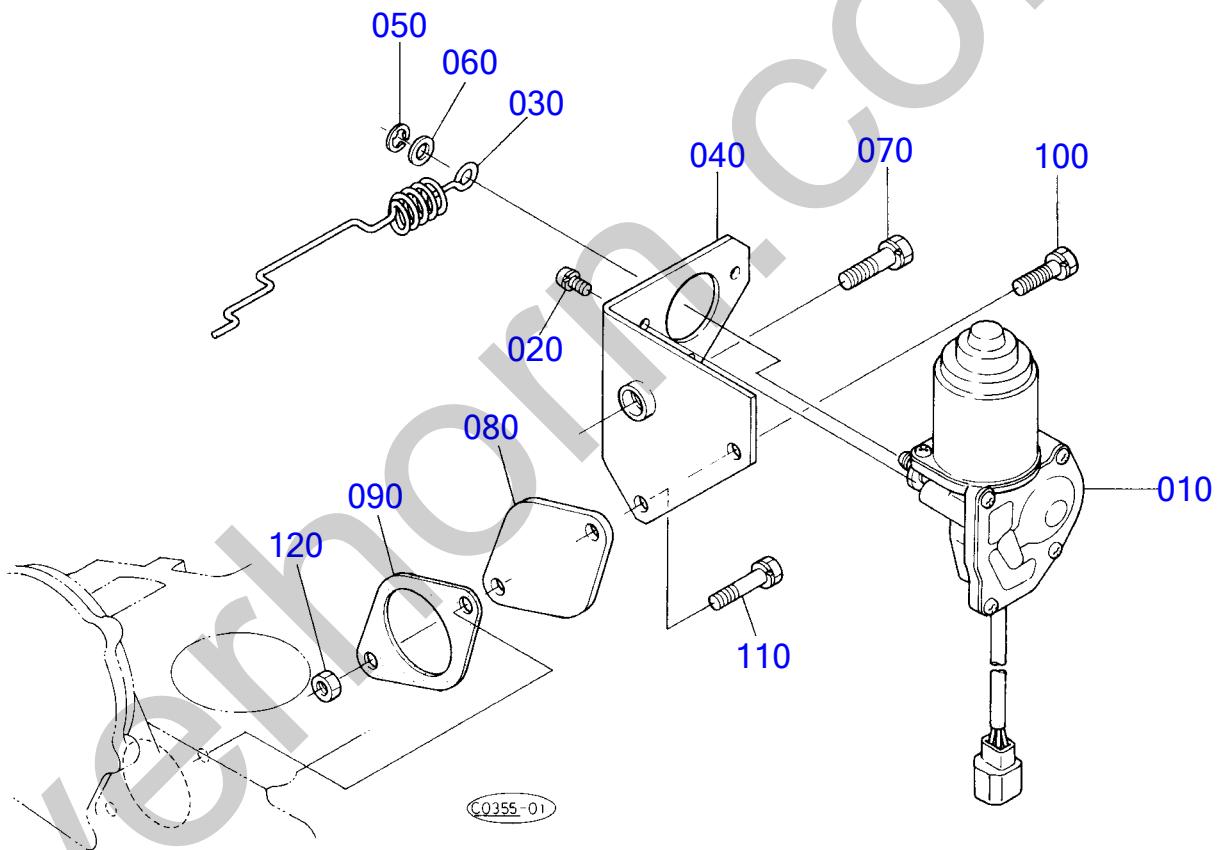


**E23 IDLING APPARATUS**

Item	PARTS NO.	Description	Q'ty	I	R	Remarks
010	K16285-54090	ASSY APPARATUS IDLE	1			
020	K16285-54100	*ASSY BOLT, ADJUSTING	1			
030	K15841-92020	*NUT	1			
040	K15841-92330	*NUT,CAP	1			
050	K15601-96650	*GASKET	2			
060	K16241-54420	*CAP	1			
070	K16241-54120	BOLT, ADJUSTING	1			
080	K15841-92020	NUT	1			
090	K15841-92330	NUT, CAP	1			
100	K15601-96650	GASKET	2			
110	K16241-54420	CAP	1			
120	K16231-60110	COVER, SOLENOID	1			
130	K16271-60150	GASKET, SOLENOID COV.	1			
140	K01023-50614	BOLT	2			

Silverhorn.CO.UK

# E24. シフトモータ関係 SHIFT MOTOR



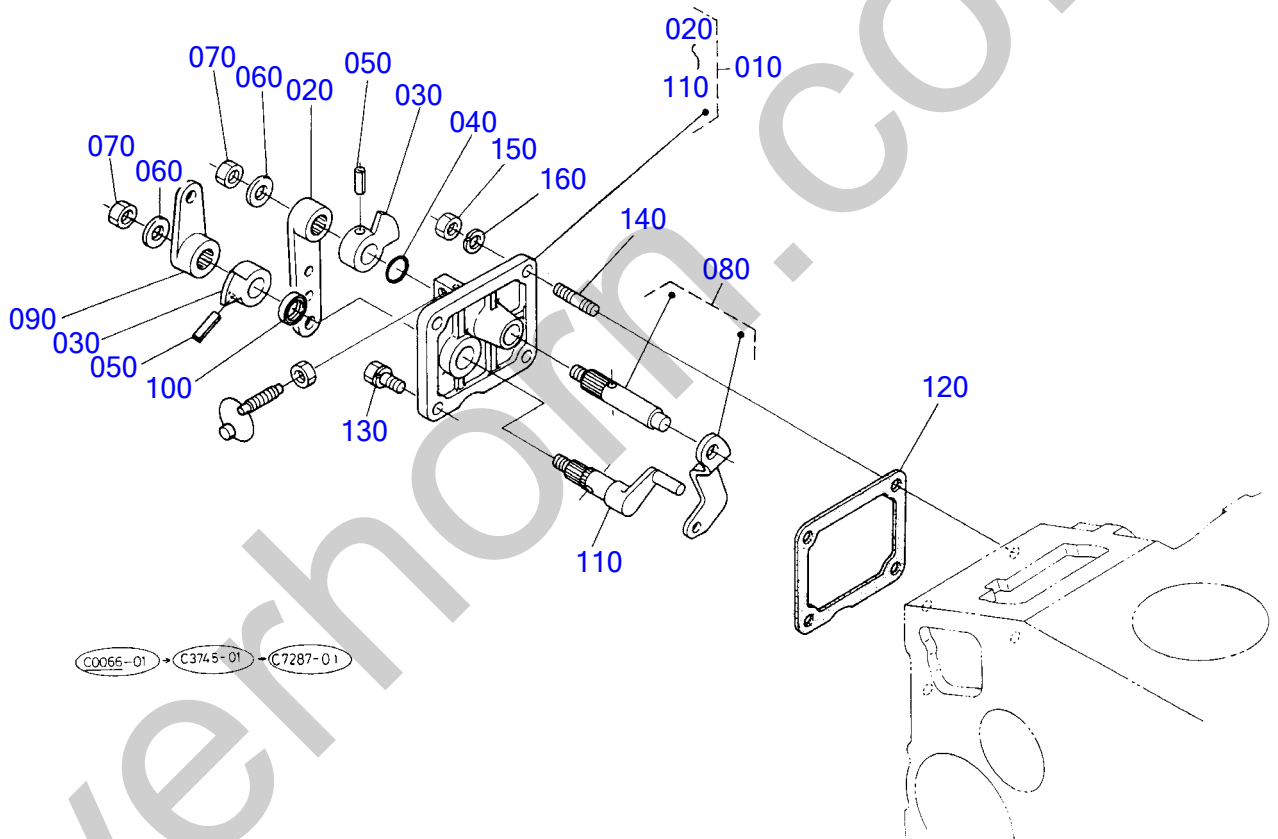
D1105-BH-タケウチ-1

**E24 SHIFT MOTOR**

Item	PARTS NO.	Description	Q'ty	I	R	Remarks
010	<b>K17525-60030</b>	MOTOR, SHIFT	1			
020	<b>K03024-50516</b>	SCREW, WITH WASHER	3			
030	<b>K17525-60150</b>	SPRING, STOP	1			
040	<b>K17525-60140</b>	SUPPORT, SHIFT MOTOR	1			
050	<b>K04613-00060</b>	CIR-CLIP, EXTERNAL	1			
060	<b>K04012-50080</b>	WASHER, PLAIN	1			
070	<b>K01133-51030</b>	BOLT	1			
080	<b>K16282-83150</b>	COVER, PUMP	1			
090	<b>K16282-83110</b>	PACKING	1			
100	<b>K01123-50825</b>	BOLT	1			
110	<b>K01123-50840</b>	BOLT	1			
120	<b>K02156-50080</b>	NUT	1			

Silverhorn.CO.UK

# E25. 速度調整板関係 SPEED CONTROL PLATE



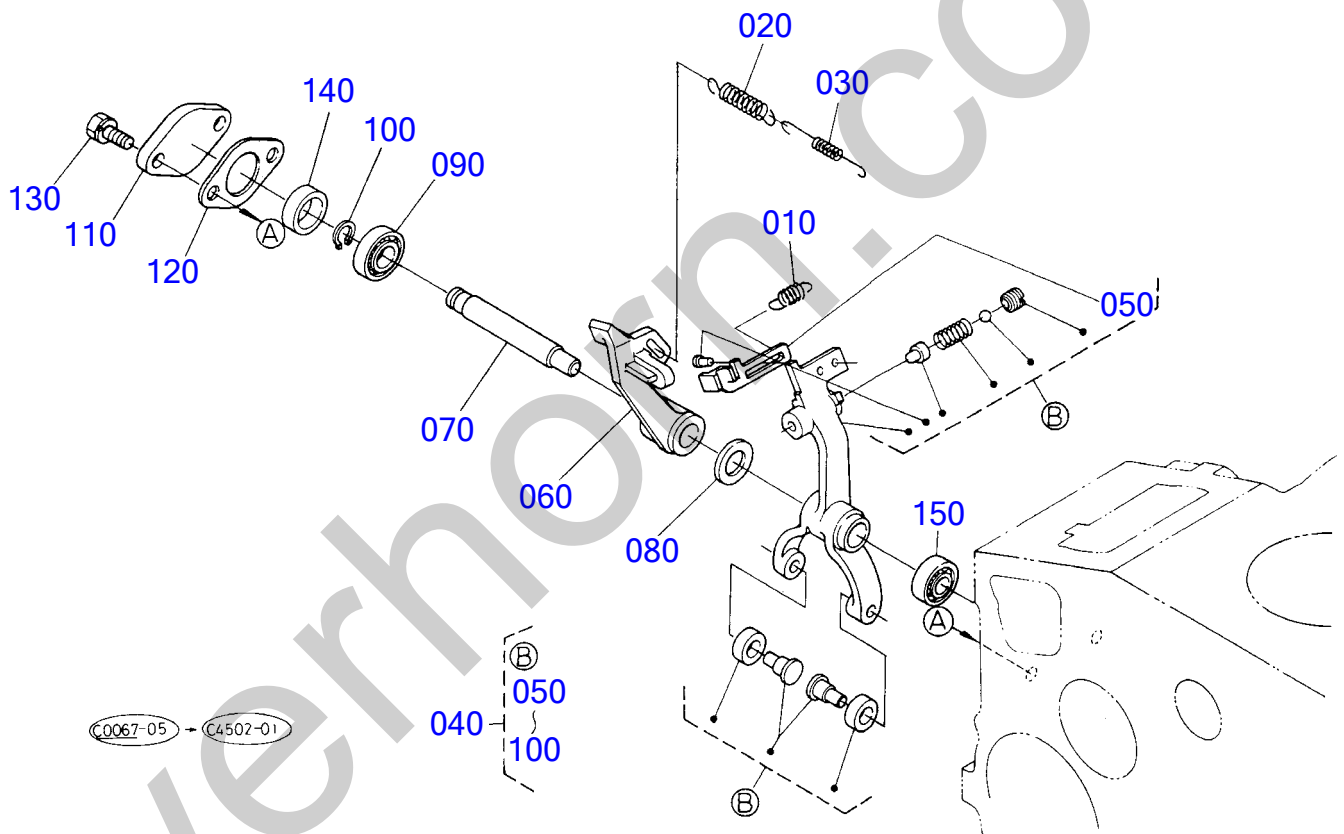
D1105-BH-タケウチ-1

**E25 SPEED CONTROL PLATE**

Item	PARTS NO.	Description	Q'ty	I	R	Remarks
010	<b>K17525-57010</b>	ASSY PLATE, CONTROL	1			
020	<b>K16271-57150</b>	*LEVER, SPEED CONTROL	1			
030	<b>K16241-57160</b>	*LEVER, SPEED CONTROL	2			
040	<b>K04814-00100</b>	*O RING	1			
050	<b>K05411-00420</b>	*PIN, SPRING	2			
060	<b>K16241-94020</b>	*WASHER, PLAIN	2			
070	<b>K16241-92020</b>	*NUT	2			
080	<b>K16271-56023</b>	*COMP. LEVER, GOVERNOR	1			
090	<b>K16271-57720</b>	*LEVER, ENGINE STOP	1			
100	<b>K15471-57980</b>	*SEAL, OIL	1			
110	<b>K16271-57740</b>	*SHAFT, STOP LEVER	1			
120	<b>K16241-57210</b>	GASKET	1			
130	<b>K01023-50616</b>	BOLT	2			
140	<b>K01513-50616</b>	STUD	2			
150	<b>K02056-50060</b>	NUT	2			
160	<b>K04512-50060</b>	WASHER, SPRING	2			

Silverhorn.CO.UK

# E26. ガバナ関係 GOVERNOR



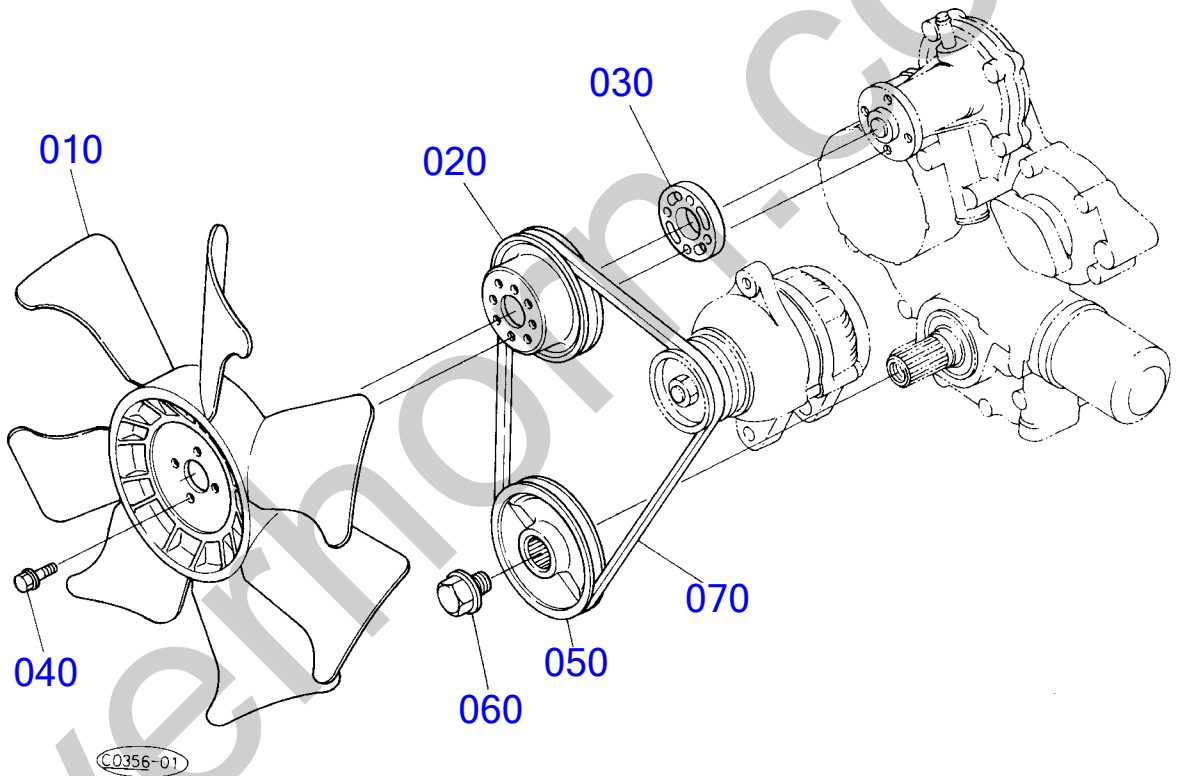
D1105-BH-タケウチ-1

**E26 GOVERNOR**

Item	PARTS NO.	Description	Q'ty	I	R	Remarks
010	<b>K16261-56480</b>	SPRING, START	1			
020	<b>K16271-56410</b>	SPRING, GOVERNOR	1			
030	<b>K16271-56420</b>	SPRING, GOVERNOR	1			
040	<b>K16262-56052</b>	ASSY LEVER, FORK	1			
050	<b>K16261-56210</b>	*LEVER, THRUST	1			
060	<b>K16271-56130</b>	*LEVER, FORK	1			
070	<b>K16241-56153</b>	*SHAFT, FORK LEVER	1			
080	<b>K16241-94010</b>	*WASHER, PLAIN	1			
090	<b>K16241-56330</b>	*BEARING, BALL	1			
100	<b>K04612-00090</b>	*CIR-CLIP, EXTERNAL	1			
110	<b>K16241-5620</b>	COVER, FORK LEV. SHAFT	1			
120	<b>K16241-56260</b>	GASKET	1			
130	<b>K01023-50614</b>	BOLT	2			
140	<b>K16241-56210</b>	COLLAR	1			
150	<b>K16241-56340</b>	BEARING, BALL	1			

Silverhorn.CO.UK

E27. ファン関係  
FAN



D1105-BH-タケウチ-1

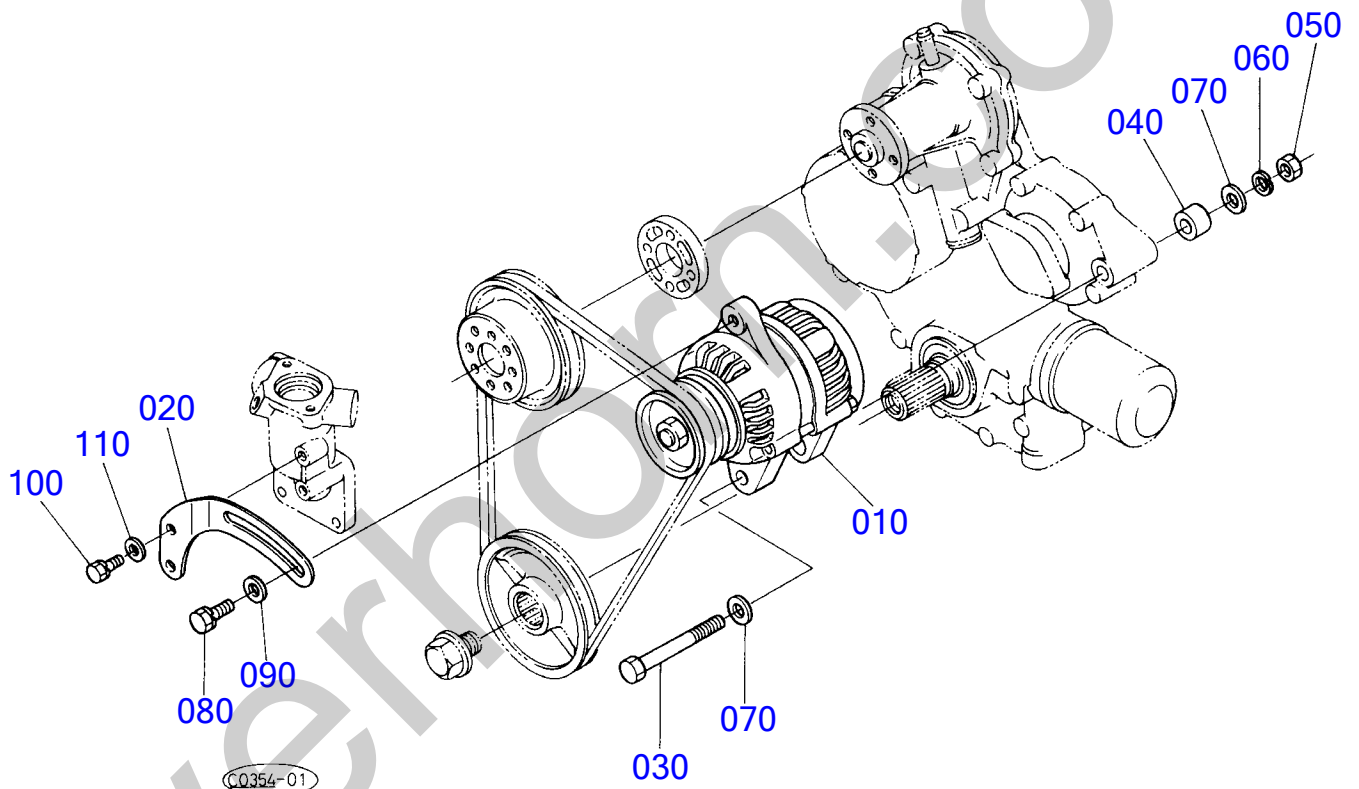


**E27 FAN**

Item	PARTS NO.	Description	Q'ty	I	R	Remarks
010	<b>K17525-7411-0</b>	FAN	1			
020	<b>K17525-74250</b>	PULLEY, FAN	1			
030	<b>K17525-74150</b>	COLLAR, FAN PULLEY	1			
040	<b>K01754-50618</b>	BOLT, FLANGE	4			
050	<b>K17525-74280</b>	PULLEY, FAN DRIVE	1			
060	<b>K16241-91020</b>	BOLT	1			
070	<b>K17525-97010</b>	BELT, V	1			

Silverhorn.CO.UK

# E28. オルタネータ関係 ALTERNATOR



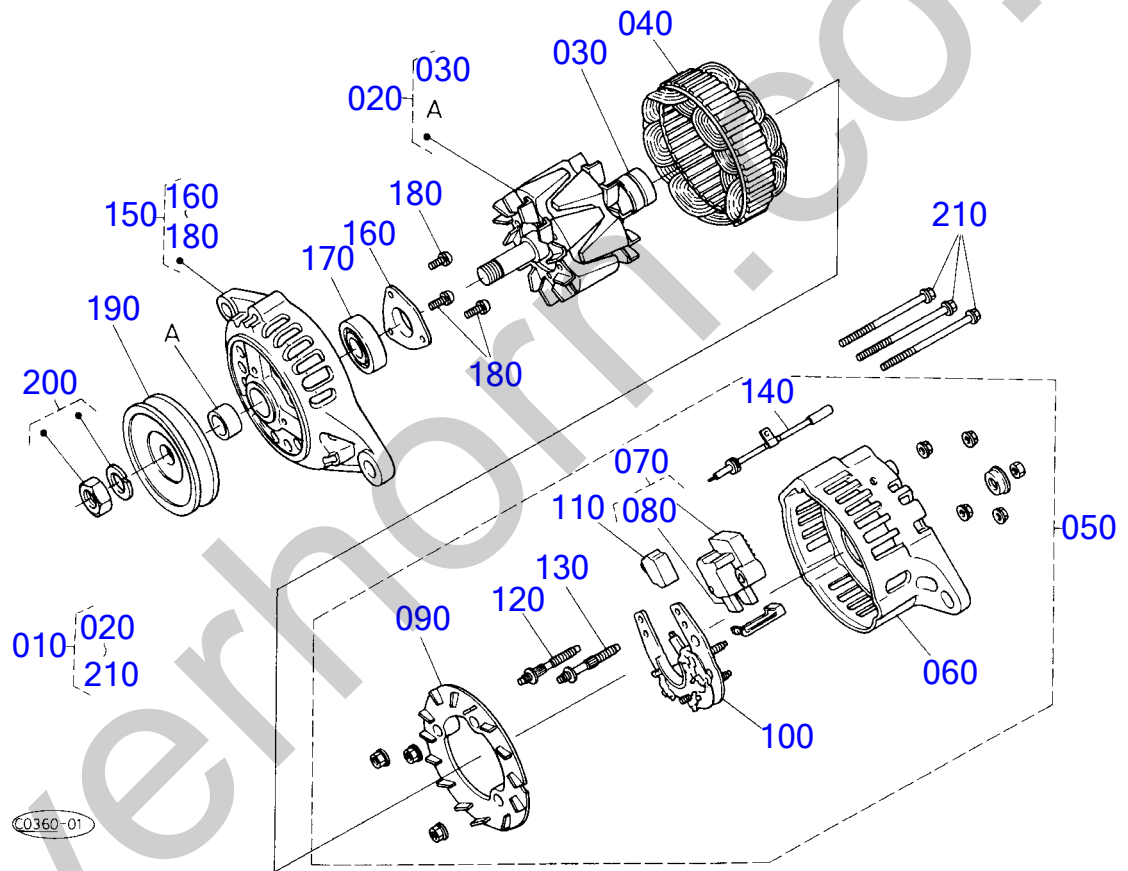
D1105-BH-タケウチ-1

**E28 ALTERNATOR**

Item	PARTS NO.	Description	Q'ty	I	R	Remarks
010	<b>K17525-64010</b>	ASSY ALTERNATOR	1			
020	<b>K17525-64420</b>	STAY, ALTERNATOR	1			
030	<b>K17367-91030</b>	BOLT	1			
040	<b>K17525-94010</b>	COLLAR	1			
050	<b>K02156-50080</b>	NUT	1			
060	<b>K04512-50080</b>	WASHER, SPRING	1			
070	<b>K04012-50080</b>	WASHER, PLAIN	2			
080	<b>K01123-50825</b>	BOLT	1			
090	<b>K04015-50080</b>	WASHER, PLAIN	1			
100	<b>K01023-50618</b>	BOLT	1			
110	<b>K04012-50060</b>	WASHER, PLAIN	1			

Silverhorn.CO.UK

# E29. オルタネータ分解関係 ALTERNATOR [COMPONENT PARTS]



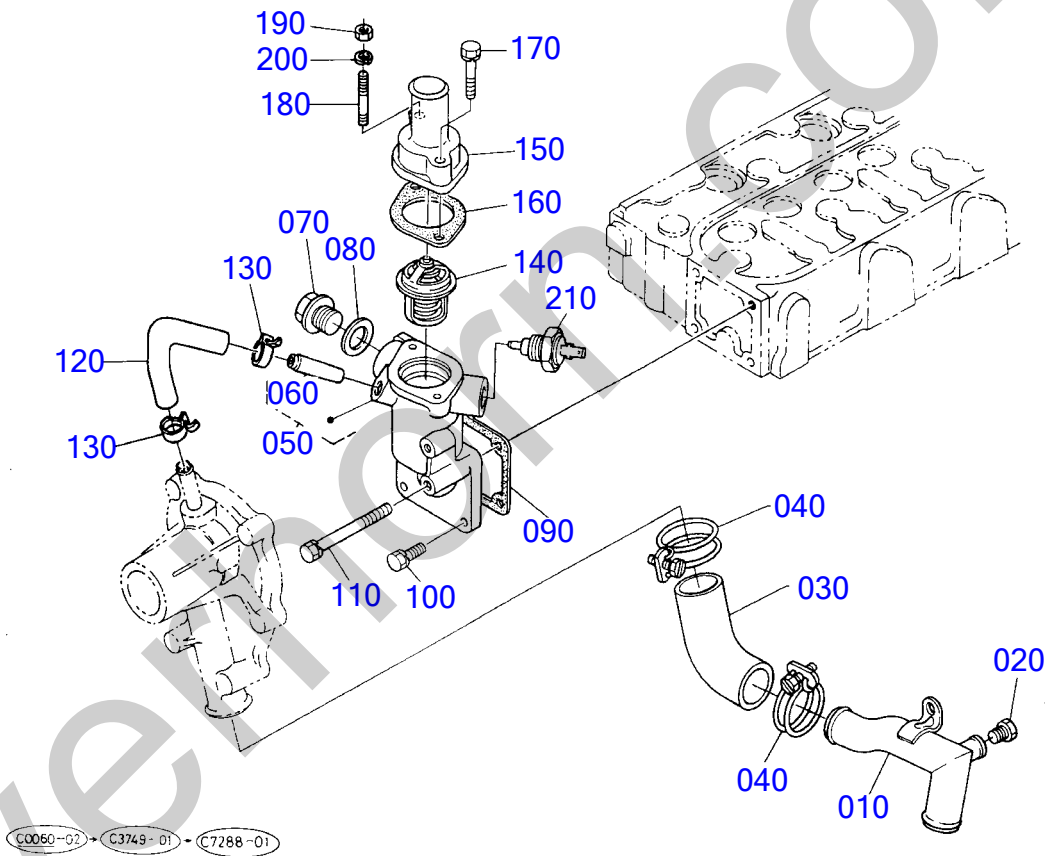
D1105-BH-タケウチ-1

**E29 ALTERNATOR (COMPONENT PARTS)**

Item	PARTS NO.	Description	Q'ty	I	R	Remarks
010	K17525-64010	ASSY ALTERNATOR	1			
020	K17525-64040	*ASSY ROTOR	1			
030	K17525-64770	**BALL BEARING, REAR	1			
040	K17525-64050	*ASSY STATOR	1			
050	K17525-64060	*ASSY COVER, REAR	1			
060	K17525-64070	**REAR COVER	1			
070	K17525-64600	**ASSY REGULATOR, BRUSH	1			
080	K17525-64090	**BRUSH SET	1			
090	K17525-64130	**GUIDE, FAN	1			
100	K17525-64850	**ASSY DIODE	1			
110	K17525-64270	**CONDENSER	1			
120	K17525-93030	**BOLT	1			
130	K17525-93040	**BOLT	1			
140	K17525-64720	**ASSY WIRE, HARD	1			
150	K17525-64020	*ASSY COVER, FRONT	1			
160	K17525-64310	**RETAINER, BEARING	1			
170	K17525-64780	**BEARING, FRONT	1			
180	K17525-93310	**SET, BOLT	1			
190	K17525-64110	*PULLEY	1			
200	K17525-92010	*ASSY NUT, PULLEY	1			
210	K17525-64260	*BOLT, THROUGH	3			

Silverhorn.CO.UK

# E30. ウォータフランジ関係 WATER FLANGE



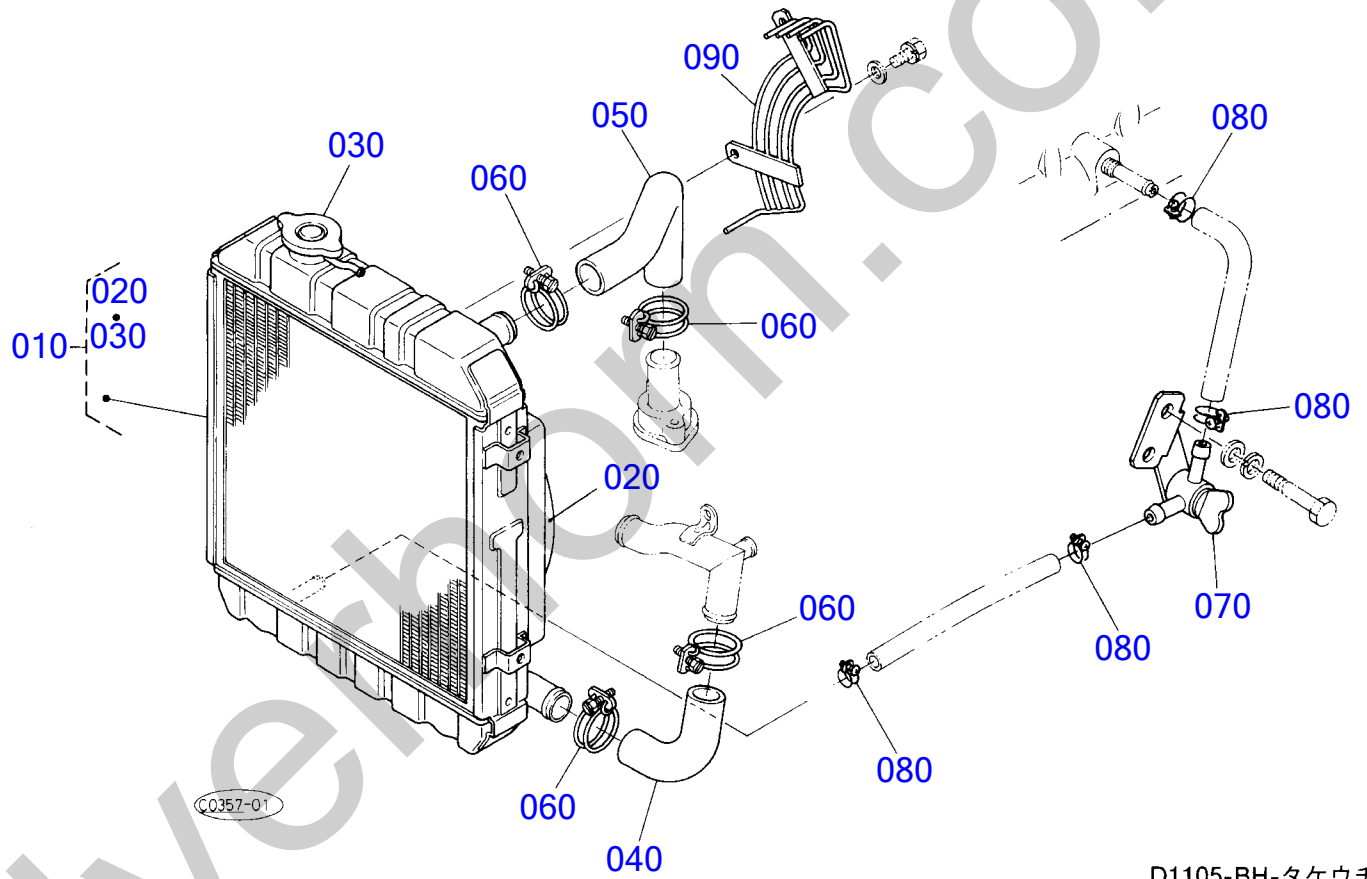
D1105-BH-タケウチ-1

**E30 WATER FLANGE**

Item	PARTS NO.	Description	Q'ty	I	R	Remarks
010	K17525-72860	PIPE, WATER	1			
020	K15841-96020	PLUG	1			
030	K16241-72870	PIPE, WATER	1			
040	K36200-82720	CLAMP	2			
050	K17525-72700	COMP. FLANGE, WATER	1			
060	K16241-73340	*PIPE, WATER RETURN	1			
070	K16261-96030	PLUG	1			
080	K16261-96710	GASKET	1			
090	K16241-72920	GASKET, WATER FLANGE	1			
100	K01023-50616	BOLT	3			
110	K01023-50655	BOLT	1			
120	K16241-73350	PIPE, WATER RETURN	1			
130	K16241-73360	BAND, PIPE	2			
140	K15531-73010	ASSY THERMOSTAT	1			
150	K16271-73260	COVER, THERMOSTAT	1			
160	K15531-73270	GASKET	1			
170	K01023-50630	BOLT	1			
180	K01513-50630	STUD	1			
190	K02056-50060	NUT	1			
200	K04512-50060	WASHER, SPRING	1			
210	K15193-83040	SWITCH, THERMOMETER	1			

Silverhorn.CO.UK

# E31. ラジエータ関係 RADIATOR



D1105-BH-タケウチ-1

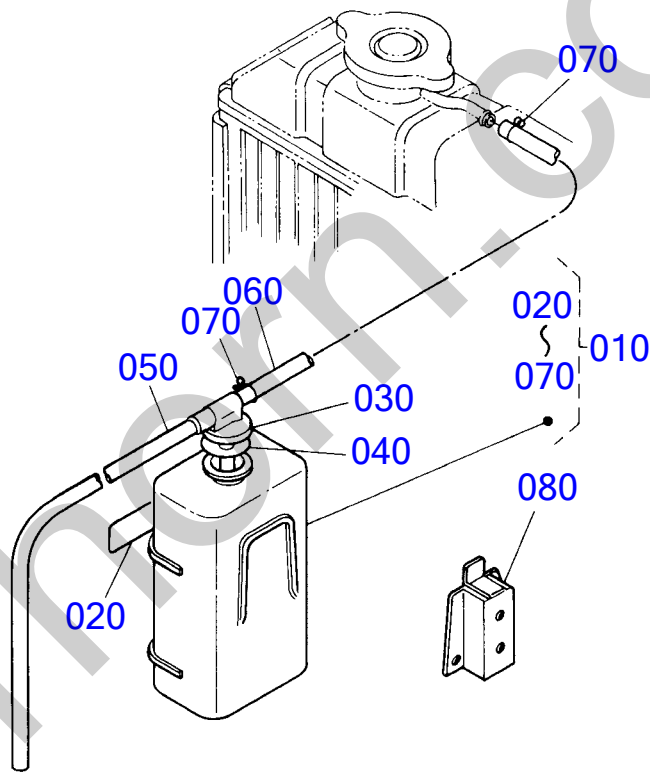


**E31 RADIATOR**

Item	PARTS NO.	Description	Q'ty	I	R	Remarks
010	<b>K17525-72060</b>	ASSY RADIATOR	1			
020	<b>K17525-72330</b>	*SHROUD, FAN	1			
030	<b>K58511-25520</b>	*ASSY CAP, RADIATOR	1			
040	<b>K17525-72850</b>	HOSE, WATER	1			
050	<b>K17525-72940</b>	HOSE, WATER	1			
060	<b>K36200-82720</b>	CLAMP	4			
070	<b>K15706-73110</b>	ASSY COCK, DRAIN	1			
080	<b>K90038-11150</b>	BAND	4			
090	<b>K17525-72260</b>	PROTECTOR, FAN	1			

Silverhorn.CO.UK

# E32. リザーブタンク関係 RESERVE TANK



C4503-01

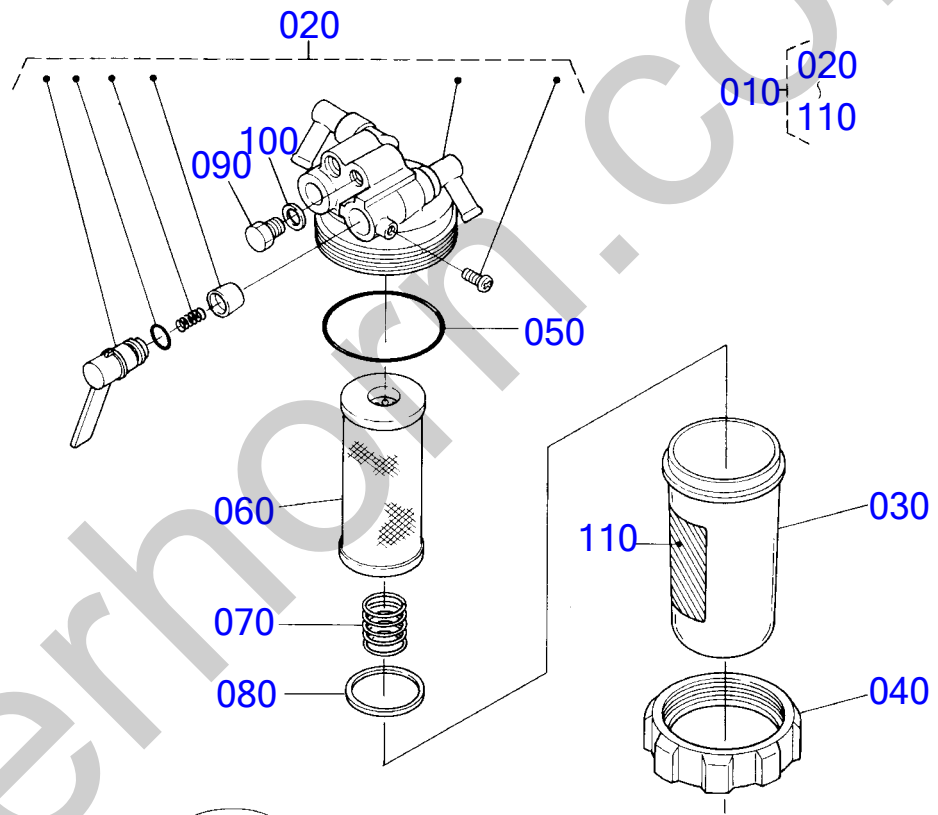
D1105-BH-タケウチ-1

**E32 RESERVE TANK**

Item	PARTS NO.	Description	Q'ty	I	R	Remarks
010	<b>K15531-72402</b>	ASSY TANK, RESERVE	1			
020	<b>K15501-88210</b>	*LABEL, CAUTION	1			
030	<b>K15531-72422</b>	*CAP	1			
040	<b>K15531-72432</b>	*GASKET	1			
050	<b>K15471-72440</b>	*PIPE, WATER OVER FLOW	1			
060	<b>K1553172442</b>	*PIPE, WATER OVER FLOW	1			
070	<b>K15501-72470</b>	*CLIP, PIPE	2			
080	<b>K11982-72460</b>	STAY, TANK	1			

Silverhorn.CO.UK

# E33. セディメンタ分解関係 SEDIMENTER [COMPONENT PARTS]



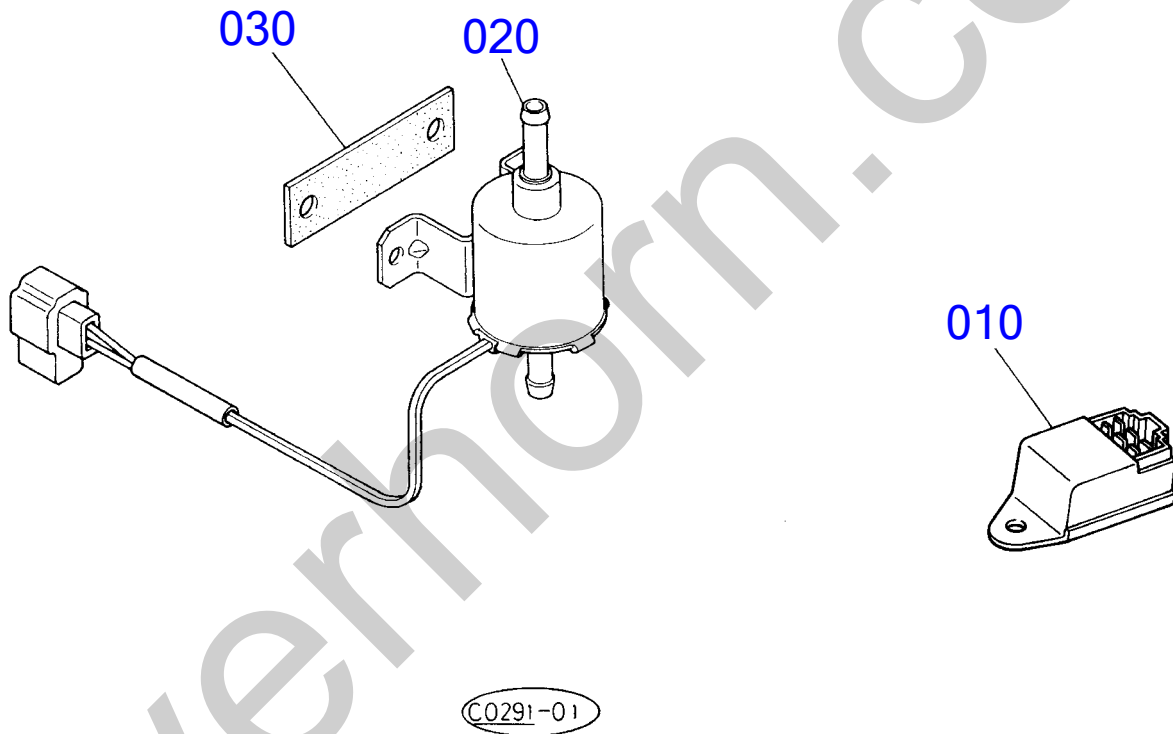
D1105-BH-タケウチ-1

**E33 SEDIMENTER (COMPONENT PARTS)**

Item	PARTS NO.	Description	Q'ty	I	R	Remarks
010	<b>K15831-43350</b>	ASSY, SEDIMENTER	1			
020	<b>K15831-43110</b>	*COMP. BODY	1			
030	<b>K16271-43580</b>	*CUP, FILTER	1			
040	<b>K16271-43590</b>	*RING, RETAINING	1			
050	<b>K16271-43570</b>	*O RING, FILTER	1			
060	<b>K15831-43380</b>	*ELEMENT	1			
070	<b>K15831-43930</b>	*SPRING	1			
080	<b>K15831-43250</b>	*FLOAT	1			
090	<b>K15231-43283</b>	*SCREW, AIR BREATHER	1			
100	<b>K04810-00060</b>	*O RING	1			
110	<b>K15831-87460</b>	*LABEL	1			

Silverhorn.CO.UK

**E34.** タイマ・フューエルポンプ関係  
LIGHT TIMER・FUEL PUMP



D1105-BH-タケウチ-1

**E34 LIGHT TIMER,FUEL PUMP**

Item	PARTS NO.	Description	Q'ty	I	R	Remarks
010	<b>K15694-65990</b>	TIMER, LIGHT	1			
020	<b>K52200-26742</b>	ASSY PUMP, FUEL	1			
030	<b>K66591-54560</b>	CUSHION	1			

Silverhorn.CO.UK